

XRP[®]

THE XTREME IN RACECAR PLUMBING



*A TRADITION OF INNOVATION
FOR OVER 20 YEARS*

Better Plumbing. Better Performance.



BRAIDED
STAINLESS
STEEL
CPE HOSE

Superior adhesion
Xtra strong inner textile

HS-79 SMOOTH-BORE
PTFE HOSE

Super lightweight...Tight bend radius
High hoop strength...Superior flow
High vacuum/High temperature rated
4-ply construction

HS-79 HOSE WITH CSM

Abrasion-resistant outer coating

HS-79 HOSE
WITH CLAMSHELL
QUICK DISCONNECT
COUPLING

Throughout our 20-year history, XRP has endeavored to bring the most technically-advanced fluid delivery systems to racers and high performance enthusiasts. Always at the forefront of design, XRP's top quality hoses, adapters and fittings are the choice of racing's premier pro teams, and sportsman racers. XRP is known to be an "Xtremely" well-engineered line of products, able to withstand the demands of modern racing engines for variety of motorsports across the globe. Our roots are in racing--with expertise reaching into nearly every major sanctioning body worldwide. Working closely with notable crew chiefs and engine builders, XRP continues to develop many innovative pieces that provide solutions to racing's fluid delivery challenges in modern power plants. The lion's share of XRP's products are engineered and manufactured in the U.S.A. XRP has been instrumental in industry efforts to accurately label true "Made in U.S.A." products because we think our customers deserve to know! Customer service is at the crux of XRP's popularity. XRP maintains a large factory inventory and a large network of high performance distributors so it is easy to get the right XRP parts anytime, anywhere. Today, our philosophy remains that the value of our products is measured by their performance, not their price. No doubt this explains why so many enthusiasts ante up for XRP fluid delivery systems for their high performance dream cars.

Get the ConneXion.

Products in this catalog are for use on off-road automotive, motorcycle and competition marine applications only (not for aircraft use). Some items in this catalog may not be in stock. XRP, Inc. reserves the right to substitute products of equal quality for those actually photographed and represented in this catalog. Please call for availability.

HOSES, HOSE ASSEMBLIES, AND HOSE INSULATION

| | |
|--|-------|
| Stainless Steel Braided CPE Hose/Installation Items..... | 4 |
| Push-On Hose/Installation Items..... | 10 |
| XR-31 Lightweight Performance Hose..... | 17 |
| HS-79 Hose Systems..... | 18-19 |
| Power Steering Hose..... | 31 |
| PTFE Stainless Wire Braided Hose & Assemblies..... | 60-61 |
| Air Conditioning Hose..... | 68 |
| Hose Insulation, Fyre Jacket, Fyre Foil II, Sleeving, Tape.... | 73 |
| Silicone Hose & Liner Clamps..... | 74 |

HOSE ENDS, HOSE FINISHERS, HOSE INSTALLATION

| | |
|--|-------|
| Performance Non-Swivel Hose Ends in 4 Finishes..... | 5 |
| Double Swivel Hose Ends & Adapters in 4 Finishes..... | 6-9 |
| NEW Reducers, Expanders & Metric Hose Ends..... | 8 |
| Push-On Hose Ends, Push-On Clamps & Pliers..... | 11-13 |
| Hose Finishers, Pipe to Tube Adapters & Overbraid..... | 14-15 |
| Super Nickel Hose Ends & How to Order..... | 16 |
| HS-79 Fittings & Installation Tools..... | 20-23 |
| Reusable Steel Fittings for Power Steering Hose..... | 30 |
| Brake Line Components & Reusable Steel Hose Ends..... | 58-59 |

CLAMSHELL QUICK DISCONNECTS COUPLERS/ENDS

| | |
|--|-------|
| Clamshell Quick Disconnect Couplers/Hose Ends..... | 24-29 |
|--|-------|

ADAPTERS, FITTINGS, BANJOS, CONNECTORS

| | |
|--|-------|
| Power Steering Adapter Fittings..... | 31 |
| Aluminum Adapter Fittings..... | 32-35 |
| NEW Metric Thread to AN Adapters/Crush Washers..... | 35 |
| NEW Tube Adapters & O-Ring Boss Fittings..... | 36-38 |
| Special Adapters & Fittings..... | 48-49 |
| Steel Adapters for Brake, Clutch, Instruments..... | 62-63 |
| Specialty Brake Fittings & Banjos..... | 64-65 |
| Banjo Bolts & Connectors..... | 66-67 |
| Reusable Fittings for Air Conditioning Hose..... | 69 |

FUEL AND OIL SYSTEM COMPONENTS

| | |
|---|-------|
| Dry Sump Accessories..... | 39 |
| NEW In-Line Racing Fuel and Oil Filters..... | 40-47 |
| Carburetor Adapters & Fittings..... | 50-52 |
| Carburetor Kits..... | 53-57 |
| Stack Plate Oil Coolers..... | 78-79 |

PERFORMANCE COMPONENTS & ACCESSORIES

| | |
|---|-------|
| Performance Accessories, Gauges, Conical Seals..... | 70-71 |
| Washers, Seals, O-Rings & Clamps..... | 72 |
| Flexible Air Ducting..... | 75 |
| AirJack Systems, Fittings & Accessories..... | 76-77 |
| Engine Bearings..... | 80 |

INSTALLATION AND TECHNICAL INFORMATION

| | |
|---|-------|
| Installation Tools, Tips & Technical Information..... | 81-93 |
|---|-------|

MISCELLANEOUS

| | |
|--|-------|
| Apparel, Point-of-Purchase, Bulk Hose, Warranty..... | 94-97 |
|--|-------|

TOP QUALITY CARBURETOR KITS

Demon, Holley, Braswell &
QFT...Forged & Swept Tube

DOUBLE SWIVEL TRIPLED SEALED HOSE ENDS

Patented Design
with Dual Angled Seats

AN STYLE ADAPTERS

Huge Selection
Xtra Large Internal Radius
and Contoured Entrances
Improved Laminar Flow

CLAMSHELL STYLE QUICK DISCONNECT COUPLINGS

Versatile. Smart.
Fast. Secure.



STAINLESS STEEL BRAIDED CPE RACE HOSE

STAINLESS STEEL CPE HOSE - Stainless steel outer braid provides durability and heat resistance. Scientific elastomer, chlorinated polyethylene (CPE) inner tube provides broad race fluid compatibility. This hose is known for its superior outer braid adhesion, making it easy to assemble. Beware of lesser quality hose with poor adhesion or weaker textile inner braid!



| SIZE | HOSE I.D. | BULK HOSE • (specify length) | CUT TO EXACT LENGTH AND PRE-PACKAGED IN RETAIL BOX **SEE NOTE BELOW | | | | |
|------|-----------|---------------------------------|---|--------|--------|--------|--------|
| | | | 3 FT. | 6 FT. | 10 FT. | 15 FT. | 20 FT. |
| 4 | 7/32" | 300004 | 300304 | 300604 | 301004 | 301504 | 302004 |
| 6 | 11/32" | 300006 | 300306 | 300606 | 301006 | 301506 | 302006 |
| 8 | 7/16" | 300008 | 300308 | 300608 | 301008 | 301508 | 302008 |
| 10 | 9/16" | 300010 | 300310 | 300610 | 301010 | 301510 | 302010 |
| 12 | 11/16" | 300012 | 300312 | 300612 | 301012 | 301512 | 302012 |
| 16 | 7/8" | 300016 | 300316 | 300616 | 301016 | 301516 | 302016 |
| 20 | 1-1/8" | 300020 | 300320 | 300620 | 301020 | 301520 | 302020 |
| 24 | 1-3/8" | 300024 | 300324 | 300624 | 301024 | 301524 | 302024 |
| 28 | 1-1/2" | 300028 | 300328 | 300628 | 301028 | 301528 | 302028 |
| 32 | 1-3/4" | 300032 | 300332 | 300632 | 301032 | 301532 | 302032 |

TECHNICAL SPECIFICATIONS - Temperature Range: -40° F to +300° F

| SIZE | HOSE I.D. INCHES | HOSE O.D. INCHES | MAX OPERATING PRESSURE* | BURST PRESSURE | WEIGHT FT./LBS. | MINIMUM BEND RADIUS IN INCHES |
|------|---------------------|---------------------|----------------------------|-------------------|--------------------|----------------------------------|
| 4 | 0.219" | 0.438" | 1500 PSI | 6000 PSI | 0.12 | 2.00" |
| 6 | 0.344" | 0.547" | 1500 PSI | 6000 PSI | 0.15 | 2.50" |
| 8 | 0.438" | 0.641" | 1250 PSI | 5000 PSI | 0.18 | 3.50" |
| 10 | 0.562" | 0.797" | 1250 PSI | 5000 PSI | 0.23 | 4.00" |
| 12 | 0.688" | 0.928" | 1000 PSI | 4000 PSI | 0.28 | 4.50" |
| 16 | 0.875" | 1.156" | 750 PSI | 3000 PSI | 0.40 | 5.50" |
| 20 | 1.125" | 1.437" | 500 PSI | 2000 PSI | 0.61 | 8.00" |
| 24 | 1.375" | 1.703" | 250 PSI | 1000 PSI | 0.78 | 9.00" |
| 28 | 1.500" | 1.840" | 250 PSI | 1000 PSI | 0.83 | 11.00" |
| 32 | 1.750" | 2.094" | 200 PSI | 800 PSI | 1.02 | 12.50" |

OUR STAINLESS STEEL CPE RACE HOSE HAS 4-PLY CONSTRUCTION

LENO MESH LAYER: Embeds into the hose wall during the curing process, trapping the reinforcing braid for a super-strength bond.

THE MIDDLE LAYER: A partial stainless reinforcing braid embedded in the tube all, resists pullout and vacuum collapse while increasing pressure capability.

THE OUTER LAYER: A high tensile stainless steel outer braid with superior adhesion provides maximum pressure capability, abrasion protection and ease of assembly.

THE INNER LAYER: High temp seamless CPE synthetic elastomer inner tube.

Beware of lesser quality hose with poor adhesion or weaker textile. **THERE IS A DIFFERENCE.**

STAINLESS STEEL FLAT-WOUND INTERNAL SUPPORT COIL

Extra support for the most demanding high vacuum applications. Excellent for dry sump systems. Sold by the foot. Specify length when ordering.



| PART NO. | SIZE | DESCRIPTION |
|----------|-------|-------------|
| 310010 | 10 ss | .60" O.D. |
| 310012 | 12 ss | .73" O.D. |
| 310016 | 16 ss | .94" O.D. |
| 310020 | 20 ss | 1.190" O.D. |

Get our Hose Cut-Off Blade for perfect hose assembly every time! No tape! No fraying! Adapts to most circular handsaws. Part No. 329003. See Page 22.

*Maximum operating pressure when used with XRP Hose Ends or those conforming to MIL-F-83798A.

Stainless steel braided CPE hose does not meet the SAE marine specifications for Coast Guard approval and should not be used for marine applications other than racing. This hose is not for power steering, hydraulic impulse applications or compatible with brake fluid.

• Bulk hose lengths may be slightly over or under length specified. See bulk hose shipping length patterns on price sheet or on page 97 of this catalog.

**NOTE: Pricing for pre-packaged hose includes an additional packaging charge.

SEE PAGE 82 FOR COMPLETE ASSEMBLY INSTRUCTIONS.

PERFORMANCE NON-SWIVEL HOSE ENDS


XRP Performance Hose Ends are designed with the aviation nipple and cutter design, to prevent blow off and leakage problems that can be encountered by other styles of hose ends when assembled with stainless steel braided hose. To many top race teams, no other style is acceptable. XRP Performance Hose Ends are manufactured from specially heat treated 2024-T851 aluminum per QQA-225/6 and 6061-T651 aluminum per QQA-225/8 as specified for these hose fittings. Manufactured in our own facility in the U.S.A., every XRP Performance Hose End is race-ready when it reaches our customers. All hose ends are aluminum unless otherwise noted. All hose ends are JIC 37°. Hose assemblies consisting of two angled non-swivel hose ends must be orientated to the correct angular position during hose assembly. Double swivel hose ends allow for angular orientation after hose assembly. Compatible with our Stainless Steel CPE race hose and XR-31 hose on page 17.

STRAIGHT




| ANODIZED | SUPER NICKEL | TI TECH | BLACK | SIZE |
|-----------------|--------------|----------|----------|-------------------|
| 130004 (Steel)* | -- | -- | -- | 4 |
| 100004 | 100004SN | 100004TT | 100004BB | 4 |
| 100006 | 100006SN | 100006TT | 100006BB | 6 |
| 100008 | 100008SN | 100008TT | 100008BB | 8 |
| 100010 | 100010SN | 100010TT | 100010BB | 10 |
| 100012 | 100012SN | 100012TT | 100012BB | 12 |
| 100016 | 100016SN | 100016TT | 100016BB | 16 |
| 100020 | 100020SN | 100020TT | 100020BB | 20 |
| 100011 | 100011SN | 100011TT | 100011BB | 12 hose to 10 nut |
| 100013 | 100013SN | 100013TT | 100013BB | 12 hose to 16 nut |
| 100017 | 100017SN | 100017TT | 100017BB | 16 hose to 12 nut |

30°




| PART NO. | SIZE |
|-----------------|------|
| 133004 (Steel)* | 4 |
| 103004 | 4 |
| 103006 | 6 |
| 103008 | 8 |
| 103010 | 10 |
| 103012 | 12 |
| 103016 | 16 |
| 103020 | 20 |

45°




| PART NO. | SIZE |
|-----------------|------|
| 134504 (Steel)* | 4 |
| 104504 | 4 |
| 104506 | 6 |
| 104508 | 8 |
| 104510 | 10 |
| 104512 | 12 |
| 104516 | 16 |
| 104520 | 20 |

60°




| PART NO. | SIZE |
|-----------------|------|
| 136004 (Steel)* | 4 |
| 106004 | 4 |
| 106006 | 6 |
| 106008 | 8 |
| 106010 | 10 |
| 106012 | 12 |
| 106016 | 16 |
| 106020 | 20 |

90°




| PART NO. | SIZE |
|-----------------|------|
| 139004 (Steel)* | 4 |
| 109004 | 4 |
| 109006 | 6 |
| 109008 | 8 |
| 109010 | 10 |
| 109012 | 12 |
| 109016 | 16 |
| 109020 | 20 |

120°




| PART NO. | SIZE |
|-----------------|------|
| 131204 (Steel)* | 4 |
| 112004 | 4 |
| 112006 | 6 |
| 112008 | 8 |
| 112010 | 10 |
| 112012 | 12 |
| 112016 | 16 |
| 112020 | 20 |

150°



| PART NO. | SIZE |
|-----------------|------|
| 131504 (Steel)* | 4 |
| 115004 | 4 |
| 115006 | 6 |
| 115008 | 8 |
| 115010 | 10 |
| 115012 | 12 |
| 115016 | 16 |
| 115020 | 20 |

180°




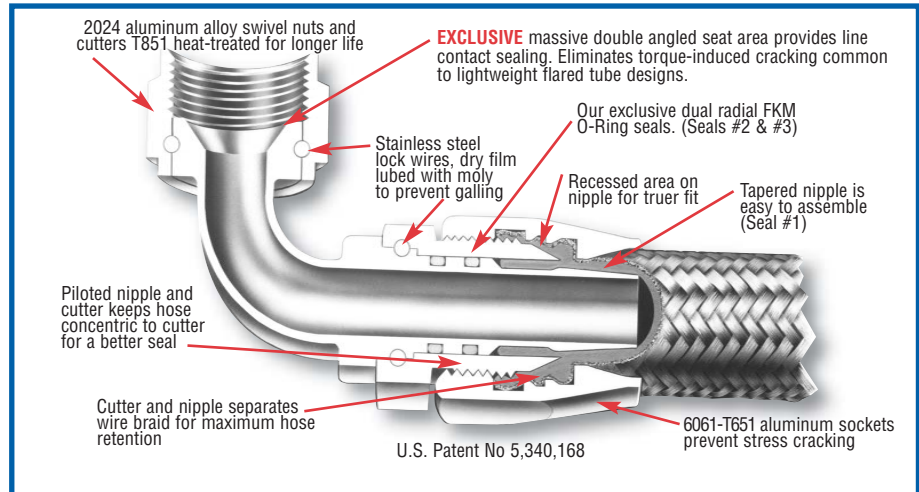
| PART NO. | SIZE |
|-----------------|------|
| 131804 (Steel)* | 4 |
| 118004 | 4 |
| 118006 | 6 |
| 118008 | 8 |
| 118010 | 10 |
| 118012 | 12 |
| 118016 | 16 |
| 118020 | 20 |

*ALL -4 STEEL HOSE ENDS HAVE NICKEL PLATED STEEL BODIES WITH RED ALUMINUM SOCKETS.


SEE PAGE 82 FOR COMPLETE ASSEMBLY INSTRUCTIONS.

DOUBLE SWIVEL, TRIPLE SEALED HOSE ENDS

Patented aviation-style nipple and cutter design, to prevent blow off and leakage. Triple sealed. Design allows for full angular positioning after assembly. **Fittings shown on this page in anodized aluminum and Super Nickel finish. Black anodized and Ti-Tech finishes are also available. SEE NEXT PAGES.** SIMPLY THE BEST. These fittings feature the latest in racing plumbing. All hose ends are JIC 37°. Custom ends and metrics are available. Call for details. Compatible with our Stainless Steel CPE race hose and XR-31 hose on page 17.




| ANODIZED | SUPER NICKEL | SIZE |
|----------|--------------|------|
| 103004** | 103004SN** | 4 |
| 203006 | 203006SN | 6 |
| 203008 | 203008SN | 8 |
| 203010 | 203010SN | 10 |
| 203012 | 203012SN | 12 |
| 203016 | 203016SN | 16 |
| 103020** | 103020SN** | 20 |




| ANODIZED | SUPER NICKEL | SIZE |
|----------|--------------|-------------------|
| 104504** | 104504SN** | 4 |
| 204506 | 204506SN | 6 |
| 204508 | 204508SN | 8 |
| 204510 | 204510SN | 10 |
| 204512 | 204512SN | 12 |
| 204516 | 204516SN | 16 |
| 104520** | 104520SN** | 20 |
| 204511 | 204511SN | 12 hose to 10 nut |
| 204513 | 204513SN | 12 hose to 16 nut |
| 204517 | 204517SN | 16 hose to 12 nut |




| ANODIZED | SUPER NICKEL | SIZE |
|----------|--------------|------|
| 106004** | 106004SN** | 4 |
| 206006 | 206006SN | 6 |
| 206008 | 206008SN | 8 |
| 206010 | 206010SN | 10 |
| 206012 | 206012SN | 12 |
| 206016 | 206016SN | 16 |
| 106020** | 106020SN** | 20 |



| ANODIZED | SUPER NICKEL | SIZE |
|----------|--------------|-------------------|
| 109004** | 109004SN** | 4 |
| 209006 | 209006SN | 6 |
| 209008 | 209008SN | 8 |
| 209010 | 209010SN | 10 |
| 209012 | 209012SN | 12 |
| 209016 | 209016SN | 16 |
| 109020** | 109020SN** | 20 |
| 209011 | 209011SN | 12 hose to 10 nut |
| 209013 | 209013SN | 12 hose to 16 nut |
| 209017 | 209017SN | 16 hose to 12 nut |




| ANODIZED | SUPER NICKEL | SIZE |
|----------|--------------|------|
| 112004** | 112004SN** | 4 |
| 212006 | 212006SN | 6 |
| 212008 | 212008SN | 8 |
| 212010 | 212010SN | 10 |
| 212012 | 212012SN | 12 |
| 212016 | 212016SN | 16 |
| 112020** | 112020SN** | 20 |



| ANODIZED | SUPER NICKEL | SIZE |
|----------|--------------|------|
| 115004** | 115004SN** | 4 |
| 215006 | 215006SN | 6 |
| 215008 | 215008SN | 8 |
| 215010 | 215010SN | 10 |
| 215012 | 215012SN | 12 |
| 215016 | 215016SN | 16 |
| 115020** | 115020SN** | 20 |

| ANODIZED | SUPER NICKEL | SIZE |
|----------------|--------------|------|
| 118004** | 118004SN** | 4 |
| 218006 | 218006SN | 6 |
| 218008 | 218008SN | 8 |
| 218010 | 218010SN | 10 |
| 218012 (Std) | 218012SN | 12* |
| 218512 (Short) | 218512SN | 12* |
| 218016 | 218016SN | 16 |
| 118020** | 118020SN** | 20 |



**ALL SIZE 4 AND 20 HOSE ENDS ARE NON-SWIVEL.

* Standard radius is 1-1/2" Short radius is 1"

SEE PAGE 82 FOR COMPLETE ASSEMBLY INSTRUCTIONS.

DOUBLE SWIVEL, TRIPLE SEALED HOSE ENDS

These reusable nipple-and-cutter style hose ends are compatible with our Stainless Steel CPE race hose and XR-31 hose on page 17. XR-31 looks especially handsome when paired with either our Ti-Tech finish (with the look of titanium) or our black anodized end fittings. **All the hose ends shown are also available in RED/BLUE ANODIZED ALUMINUM and SUPER NICKEL FINISH. SIMPLY THE BEST.** All hose ends are JIC 37°, triple sealed and double swivel to allow for full angular positioning after assembly. Huge double-angled seat area provides line contact sealing and eliminates torque-induced cracking common to lightweight flared tube designs. 2024 aluminum alloy swivel nuts and cutters are T851 heat-treated for longer life. 6061-T651 aluminum sockets prevent stress cracking. Custom ends and metrics are available. Call for details.

STRAIGHT



| TI TECH | BLACK | SIZE |
|-------------------|------------|-------------------|
| 130004TT (Steel)* | -- | 4 |
| 100004TT** | 100004BB** | 4 |
| 100006TT | 100006BB | 6 |
| 100008TT | 100008BB | 8 |
| 100010TT | 100010BB | 10 |
| 100012TT | 100012BB | 12 |
| 100016TT | 100016BB | 16 |
| 100020TT** | 100020BB** | 20 |
| 100011TT | 100011BB | 12 hose to 10 nut |
| 100013TT | 100013BB | 12 hose to 16 nut |
| 100017TT | 100017BB | 16 hose to 12 nut |

30°



| TI TECH | BLACK | SIZE |
|-------------------|------------|------|
| 133004TT (Steel)* | -- | 4 |
| 103004TT** | 103004BB** | 4 |
| 203006TT | 203006BB | 6 |
| 203008TT | 203008BB | 8 |
| 203010TT | 203010BB | 10 |
| 203012TT | 203012BB | 12 |
| 203016TT | 203016BB | 16 |
| 103020TT** | 103020BB** | 20 |

45°



| TI TECH | BLACK | SIZE |
|-------------------|------------|-------------------|
| 134504TT (Steel)* | -- | 4 |
| 104504TT** | 104504BB** | 4 |
| 204506TT | 204506BB | 6 |
| 204508TT | 204508BB | 8 |
| 204510TT | 204510BB | 10 |
| 204512TT | 204512BB | 12 |
| 204516TT | 204516BB | 16 |
| 104520TT** | 104520BB** | 20 |
| 204511TT | 204511BB | 12 hose to 10 nut |
| 204513TT | 204513BB | 12 hose to 16 nut |
| 204517TT | 204517BB | 16 hose to 12 nut |

60°



| TI TECH | BLACK | SIZE |
|-------------------|------------|------|
| 136004TT (Steel)* | -- | 4 |
| 106004TT** | 106004BB** | 4 |
| 206006TT | 206006BB | 6 |
| 206008TT | 206008BB | 8 |
| 206010TT | 206010BB | 10 |
| 206012TT | 206012BB | 12 |
| 206016TT | 206016BB | 16 |
| 106020TT** | 106020BB** | 20 |

90°




| TI TECH | BLACK | SIZE |
|-------------------|------------|-------------------|
| 139004TT (Steel)* | -- | 4 |
| 109004TT** | 109004BB** | 4 |
| 209006TT | 209006BB | 6 |
| 209008TT | 209008BB | 8 |
| 209010TT | 209010BB | 10 |
| 209012TT | 209012BB | 12 |
| 209016TT | 209016BB | 16 |
| 109020TT** | 109020BB** | 20 |
| 209011TT | 209011BB | 12 hose to 10 nut |
| 209013TT | 209013BB | 12 hose to 16 nut |
| 209017TT | 209017BB | 16 hose to 12 nut |

120°



| TI TECH | BLACK | SIZE |
|-------------------|------------|------|
| 131204TT (Steel)* | -- | 4 |
| 112004TT** | 112004BB** | 4 |
| 212006TT | 212006BB | 6 |
| 212008TT | 212008BB | 8 |
| 212010TT | 212010BB | 10 |
| 212012TT | 212012BB | 12 |
| 212016TT | 212016BB | 16 |
| 112020TT** | 112020BB** | 20 |

150°



| TI TECH | BLACK | SIZE |
|-------------------|------------|------|
| 131504TT (Steel)* | -- | 4 |
| 115004TT** | 115004BB** | 4 |
| 215006TT | 215006BB | 6 |
| 215008TT | 215008BB | 8 |
| 215010TT | 215010BB | 10 |
| 215012TT | 215012BB | 12 |
| 215016TT | 215016BB | 16 |
| 115020TT** | 115020BB** | 20 |

180°



| TI TECH | BLACK | SIZE |
|-------------------|------------|------|
| 131804TT (Steel)* | -- | 4 |
| 118004TT** | 118004BB** | 4 |
| 218006TT | 218006BB | 6 |
| 218008TT | 218008BB | 8 |
| 218010TT | 218010BB | 10 |
| 218012TT | 218012BB | 12 |
| 218016TT | 218016BB | 16 |
| 118020TT** | 118020BB** | 20 |

**XRP Hose Ends,
the Latest in High
Performance
Fluid Delivery.**



**Dual Angled Seats
The Latest in Fluid Delivery
Patented Nipple & Cutter Design**

* THESE ARE NICKEL PLATED STEEL FITTINGS WITH BLACK ANODIZED NUT AND TI-TECH SOCKET.

** ALL SIZE 4 AND 20 HOSE ENDS ARE NON-SWIVEL.

REDUCERS, EXPANDERS & METRIC HOSE ENDS

REDUCERS AND EXPANDERS FOR USE WITH STAINLESS STEEL BRAIDED CPE HOSE OR XR-31 HOSE



| SIZE | STRAIGHT | 30° | 45° | 60° | 90° | 120° | 150° | 180° |
|-------------------|----------|--------|--------|--------|--------|--------|--------|--------|
| 6 hose to 8 nut | 100068 | 203068 | 204568 | 206068 | 209068 | 212068 | 215068 | 218068 |
| 8 hose to 6 nut | 100086 | 203086 | 204586 | 206086 | 209086 | 212086 | 215086 | 218086 |
| 8 hose to 10 nut | 100081 | 203081 | 204581 | 206081 | 209081 | 212081 | 215081 | 218081 |
| 10 hose to 8 nut | 100007 | 203007 | 204507 | 206007 | 209007 | 212007 | 215007 | 218007 |
| 10 hose to 12 nut | 100009 | 203009 | 204509 | 206009 | 209009 | 212009 | 215009 | 218009 |
| 12 hose to 10 nut | 100011 | 203011 | 204511 | 206011 | 209011 | 212011 | 215011 | 218011 |
| 12 hose to 16 nut | 100013 | 203013 | 204513 | 206013 | 209013 | 212013 | 215013 | 218013 |
| 16 hose to 12 nut | 100017 | 203017 | 204517 | 206017 | 209017 | 212017 | 215017 | 218017 |

REDUCERS AND EXPANDERS FOR USE WITH HS-79 HOSE
(SEE PAGE 19 FOR HS-79 HOSE)



| SIZE | STRAIGHT | 30° | 45° | 60° | 90° | 120° | 150° | 180° |
|-------------------|----------|--------|--------|--------|--------|--------|--------|--------|
| 6 hose to 8 nut | 220068 | 223068 | 224568 | 226068 | 229068 | 221268 | 221568 | 221868 |
| 8 hose to 6 nut | 220086 | 223086 | 224586 | 226086 | 229086 | 221286 | 221586 | 221886 |
| 8 hose to 10 nut | 220081 | 223081 | 224581 | 226081 | 229081 | 221281 | 221581 | 221881 |
| 10 hose to 8 nut | 220007 | 223007 | 224507 | 226007 | 229007 | 221207 | 221507 | 221807 |
| 10 hose to 12 nut | 220009 | 223009 | 224509 | 226009 | 229009 | 221209 | 221509 | 221809 |
| 12 hose to 10 nut | 220011 | 223011 | 224511 | 226011 | 229011 | 221211 | 221511 | 221811 |
| 12 hose to 16 nut | 220013 | 223013 | 224513 | 226013 | 229013 | 221213 | 221513 | 221813 |
| 16 hose to 12 nut | 220017 | 223017 | 224517 | 226017 | 229017 | 221217 | 221517 | 221817 |

METRIC HOSE ENDS WITH DIN BALL NOSE SEALING
MAY BE USED WITH BOSCH FUEL PUMPS WITH CONCAVE DIN METRIC SEATS

METRIC DIN ENDS FOR USE WITH
STAINLESS STEEL BRAIDED CPE HOSE OR XR-31 HOSE



| SIZE | PART NO. |
|---|-------------|
| M14 X 1.5 DIN STRAIGHT TO -6 HOSE END | 200106DIN14 |
| M14 X 1.5 DIN FORGED 90° TO -6 HOSE END | 209106DIN14 |
| M16 X 1.5 DIN FORGED 90° TO -6 HOSE END | 209106DIN16 |


METRIC DIN ENDS FOR USE WITH HS-79 HOSE
(SEE PAGE 19 FOR HS-79 HOSE)



| SIZE | PART NO. |
|---|-------------|
| M14 X 1.5 DIN STRAIGHT TO -6 HOSE END | 220106DIN14 |
| M14 X 1.5 DIN FORGED 90° TO -6 HOSE END | 229106DIN14 |
| M16 X 1.5 DIN FORGED 90° TO -6 HOSE END | 229106DIN16 |

OTHER METRIC SIZES ARE AVAILABLE.


DOUBLE SWIVEL, TRIPLE SEALED - Forged



45°



90°



FORGED

BENT TUBE

Length Comparison
Forged vs. Bent Tube

| RED/BLUE | BLACK | SIZE |
|----------|----------|------|
| 204606 | 204606BB | 6 |
| 204608 | 204608BB | 8 |
| 204610 | 204610BB | 10 |
| 204612 | 204612BB | 12 |
| 204616 | 204616BB | 16 |


| RED/BLUE | BLACK | SIZE |
|----------|----------|------|
| 209106 | 209106BB | 6 |
| 209108 | 209108BB | 8 |
| 209110 | 209110BB | 10 |
| 209112 | 209112BB | 12 |
| 209116 | 209116BB | 16 |

To compliment our Double Swivel line, Double Swivel Male Adapter Hose Ends are designed to allow the hose end to be threaded directly into a female port without the bulk and complication of an adapter fitting. Male ends are double O-ring sealed.




STRAIGHT MALE
PIPE THREADS

| PART NO. | SIZE | THREAD SIZE |
|----------|------|-------------|
| 280162 | 6 | 1/8" NPT |
| 280106 | 6 | 1/4" NPT |
| 280166 | 6 | 3/8" NPT |
| 280107 | 8 | 1/4" NPT |
| 280108 | 8 | 3/8" NPT |
| 280188 | 8 | 1/2" NPT |
| 280111 | 10 | 3/8" NPT |
| 280110 | 10 | 1/2" NPT |
| 280113 | 12 | 1/2" NPT |
| 280112 | 12 | 3/4" NPT |



45° MALE
PIPE THREADS

| PART NO. | SIZE | THREAD SIZE |
|----------|------|-------------|
| 284562 | 6 | 1/8" NPT |
| 284506 | 6 | 1/4" NPT |
| 284566 | 6 | 3/8" NPT |
| 284507 | 8 | 1/4" NPT |
| 284508 | 8 | 3/8" NPT |
| 284588 | 8 | 1/2" NPT |
| 284511 | 10 | 3/8" NPT |
| 284510 | 10 | 1/2" NPT |
| 284513 | 12 | 1/2" NPT |
| 284512 | 12 | 3/4" NPT |



90° MALE
PIPE THREADS

| PART NO. | SIZE | THREAD SIZE |
|----------|------|-------------|
| 289062 | 6 | 1/8" NPT |
| 289006 | 6 | 1/4" NPT |
| 289066 | 6 | 3/8" NPT |
| 289007 | 8 | 1/4" NPT |
| 289008 | 8 | 3/8" NPT |
| 289088 | 8 | 1/2" NPT |
| 289011 | 10 | 3/8" NPT |
| 289010 | 10 | 1/2" NPT |
| 289013 | 12 | 1/2" NPT |
| 289012 | 12 | 3/4" NPT |




STRAIGHT MALE
AN THREADS

| PART NO. | SIZE | THREAD SIZE |
|----------|------|------------------|
| 290106 | 6 | 9/16"-18 AN 6 |
| 290108 | 8 | 3/4"-16 AN 8 |
| 290110 | 10 | 7/8"-14 AN 10 |
| 290112 | 12 | 1-1/16"-12 AN 12 |



45° MALE
AN THREADS (ORB)

| PART NO. | SIZE | THREAD SIZE |
|----------|------|------------------|
| 294564 | 6 | 7/16"-20 AN 4 |
| 294565 | 6 | 1/2"-20 AN 5 |
| 294506 | 6 | 9/16"-18 AN 6 |
| 294568 | 6 | 3/4"-16 AN 8 |
| 294586 | 8 | 9/16"-18 AN 6 |
| 294508 | 8 | 3/4"-16 AN 8 |
| 294581 | 8 | 7/8"-14 AN 10 |
| 294509 | 10 | 3/4"-16 AN 8 |
| 294510 | 10 | 7/8"-14 AN 10 |
| 294511 | 10 | 1-1/16"-12 AN 12 |
| 294513 | 12 | 7/8"-14 AN 10 |
| 294512 | 12 | 1-1/16"-12 AN 12 |



90° MALE
AN THREADS (ORB)

| PART NO. | SIZE | THREAD SIZE |
|----------|------|------------------|
| 299064 | 6 | 7/16"-20 AN 4 |
| 299065 | 6 | 1/2"-20 AN 5 |
| 299006 | 6 | 9/16"-18 AN 6 |
| 299068 | 6 | 3/4"-16 AN 8 |
| 299086 | 8 | 9/16"-18 AN 6 |
| 299008 | 8 | 3/4"-16 AN 8 |
| 299081 | 8 | 7/8"-14 AN 10 |
| 299009 | 10 | 3/4"-16 AN 8 |
| 299010 | 10 | 7/8"-14 AN 10 |
| 299011 | 10 | 1-1/16"-12 AN 12 |
| 299013 | 12 | 7/8"-14 AN 10 |
| 299012 | 12 | 1-1/16"-12 AN 12 |

LOOKING FOR DOUBLE SWIVEL
TRIPLE SEALED FITTINGS
FOR SETRAB OIL COOLERS?
SEE PAGE 79

HOSE ENDS ON THIS PAGE ARE COMPATIBLE WITH OUR STAINLESS STEEL BRAIDED CPE HOSE OR XR-31 HOSE.

XRP PUSH-ON HOSE - Blue or Black

XRP Push-On Hose is constructed of CPE* elastomer tube, textile braid reinforced with CPE elastomer cover. **Maximum operating pressure is 250 PSI.** Applications for this hose are gasoline, fuel, lubricating oils, air and water. Sold in bulk in any length or in packaged precut lengths.



Shown with XRP Ensure Clamps for severe race use and high temp applications.

NHRA ACCEPTED PUSHLOCK HOSE

| SIZE | HOSE I.D. | BULK HOSE* (Specify Length) | CUT TO EXACT LENGTH AND PRE-PACKAGED IN RETAIL BOX **SEE NOTE BELOW | | | | |
|------|-----------|--------------------------------|---|--------|--------|--------|--------|
| | | | 3 FT. | 6FT. | 10 FT. | 15 FT. | 20FT. |
| 4 | 1/4" | 340004 | 340304 | 340604 | 341004 | 341504 | 342004 |
| 6 | 3/8" | 340006 | 340306 | 340606 | 341006 | 341506 | 342006 |
| 8 | 1/2" | 340008 | 340308 | 340608 | 341008 | 341508 | 342008 |
| 10 | 5/8" | 340010 | 340310 | 340610 | 341010 | 341510 | 342010 |
| 12 | 3/4" | 340012 | 340312 | 340612 | 341012 | 341512 | 342012 |

*CPE=Chlorinated polyethylene - the same compound that is used in our stainless steel braided racing hose and XR-31 hose.



NHRA ACCEPTED PUSHLOCK HOSE

Shown with Super Nickel Hose Ends.

| SIZE | HOSE I.D. | BULK HOSE* (Specify Length) | CUT TO EXACT LENGTH AND PRE-PACKAGED IN RETAIL BOX **SEE NOTE BELOW | | | | |
|------|-----------|--------------------------------|---|--------|--------|--------|--------|
| | | | 3 FT. | 6FT. | 10 FT. | 15 FT. | 20FT. |
| 4 | 1/4" | 520004 | 520304 | 520604 | 521004 | 521504 | 522004 |
| 6 | 3/8" | 520006 | 520306 | 520606 | 521006 | 521506 | 522006 |
| 8 | 1/2" | 520008 | 520308 | 520608 | 521008 | 521508 | 522008 |
| 10 | 5/8" | 520010 | 520310 | 520610 | 521010 | 521510 | 522010 |
| 12 | 3/4" | 520012 | 520312 | 520612 | 521012 | 521512 | 522012 |

*CPE=Chlorinated polyethylene - the same compound that is used in our stainless steel braided racing hose.

TECHNICAL SPECIFICATIONS - Temperature Range: -40° F to +300° F

| SIZE | HOSE I.D. INCHES | HOSE O.D. INCHES | MAX OPERATING PRESSURE | BURST PRESSURE | WEIGHT FT/LBS | BEND RADIUS INCHES |
|------|---------------------|---------------------|---------------------------|-------------------|------------------|-----------------------|
| 4 | 0.250" | 0.500" | 250 PSI | 1000 PSI | 0.070 | 3.00" |
| 6 | 0.375" | 0.620" | 250 PSI | 1000 PSI | 0.107 | 3.00" |
| 8 | 0.500" | 0.750" | 250 PSI | 1000 PSI | 0.148 | 5.00" |
| 10 | 0.625" | 0.900" | 250 PSI | 1000 PSI | 0.202 | 6.00" |
| 12 | 0.750" | 1.030" | 250 PSI | 1000 PSI | 0.242 | 7.00" |

STAINLESS STEEL FLAT-WOUND INTERNAL SUPPORT COIL

For use with our Push-On Hose, our flat wound internal support coil provides extra support for the most demanding high vacuum applications. Excellent for modern dry sump systems. Sold by the foot. Specify length when ordering.




| PART NO. | SIZE | DESCRIPTION |
|----------|------------|-------------|
| 310012 | 10 Push-On | .73" O.D. |
| 310014 | 12 Push-On | .88" O.D. |

XRP PUSH-ON HOSE ENDS


XRP Push-On Hose Ends and Push-On Hose are super lightweight, easy to assemble and provide great performance. Machined from aluminum alloy, these hose ends are ONLY compatible with our Push-On Hose, NOT the Stainless Steel Braided Hose or XR-31 Hose. All hose ends are JIC 37°. Use our Push-On Hose Ensure Clamps for all high temperature & oil line applications.

STRAIGHT




| ANODIZED | SUPER NICKEL | SIZE |
|----------|--------------|------|
| 230004 | 230004SN | 4 |
| 230006 | 230006SN | 6 |
| 230008 | 230008SN | 8 |
| 230010 | 230010SN | 10 |
| 230012 | 230012SN | 12 |

30°




| ANODIZED | SUPER NICKEL | SIZE |
|----------|--------------|------|
| 233004 | 233004SN | 4 |
| 233006 | 233006SN | 6 |
| 233008 | 233008SN | 8 |
| 233010 | 233010SN | 10 |
| 233012 | 233012SN | 12 |

45°




| ANODIZED | SUPER NICKEL | SIZE |
|----------|--------------|------|
| 234504 | 234504SN | 4 |
| 234506 | 234506SN | 6 |
| 234508 | 234508SN | 8 |
| 234510 | 234510SN | 10 |
| 234512 | 234512SN | 12 |

60°




| ANODIZED | SUPER NICKEL | SIZE |
|----------|--------------|------|
| 236004 | 236004SN | 4 |
| 236006 | 236006SN | 6 |
| 236008 | 236008SN | 8 |
| 236010 | 236010SN | 10 |
| 236012 | 236012SN | 12 |

90°




| ANODIZED | SUPER NICKEL | SIZE |
|----------|--------------|------|
| 239004 | 239004SN | 4 |
| 239006 | 239006SN | 6 |
| 239008 | 239008SN | 8 |
| 239010 | 239010SN | 10 |
| 239012 | 239012SN | 12 |

120°




| ANODIZED | SUPER NICKEL | SIZE |
|----------|--------------|------|
| 231204 | 231204SN | 4 |
| 231206 | 231206SN | 6 |
| 231208 | 231208SN | 8 |
| 231210 | 231210SN | 10 |
| 231212 | 231212SN | 12 |

150°



| ANODIZED | SUPER NICKEL | SIZE |
|----------|--------------|------|
| 231504 | 231504SN | 4 |
| 231506 | 231506SN | 6 |
| 231508 | 231508SN | 8 |
| 231510 | 231510SN | 10 |
| 231512 | 231512SN | 12 |

180°



| ANODIZED | SUPER NICKEL | SIZE |
|----------|--------------|------|
| 231804 | 231804SN | 4 |
| 231806 | 231806SN | 6 |
| 231808 | 231808SN | 8 |
| 231810 | 231810SN | 10 |
| 231812 | 231812SN | 12 |

SEE PAGE 83 FOR COMPLETE ASSEMBLY INSTRUCTIONS.

FOR SEVERE RACE,
HIGH TEMP OR OIL LINE
APPLICATIONS, USE XRP
ENSURE CLAMPS FOR A
POSITIVE SEAL. SEE PAGE 13.

XRP PUSH-ON HOSE ENDS

XRP Push-On Hose Ends and Push-On Hose are super lightweight, easy to assemble and provide great performance. Machined from aluminum alloy, these hose ends are ONLY compatible with our Push-On Hose, NOT the Stainless Steel Braided Hose or XR-31 Hose. All hose ends are JIC 37°. Use our Push-On Hose Ensure Clamps for all high temperature & oil line applications. **All the hose ends and adapters shown are also available in RED/BLUE ANODIZED ALUMINUM and SUPER NICKEL FINISH. SIMPLY THE BEST.**

STRAIGHT



| TI TECH | BLACK | SIZE |
|----------|----------|------|
| 230004TT | 230004BB | 4 |
| 230006TT | 230006BB | 6 |
| 230008TT | 230008BB | 8 |
| 230010TT | 230010BB | 10 |
| 230012TT | 230012BB | 12 |

30°




| TI TECH | BLACK | SIZE |
|----------|----------|------|
| 233004TT | 233004BB | 4 |
| 233006TT | 233006BB | 6 |
| 233008TT | 233008BB | 8 |
| 233010TT | 233010BB | 10 |
| 233012TT | 233012BB | 12 |

45°




| TI TECH | BLACK | SIZE |
|----------|----------|------|
| 234504TT | 234504BB | 4 |
| 234506TT | 234506BB | 6 |
| 234508TT | 234508BB | 8 |
| 234510TT | 234510BB | 10 |
| 234512TT | 234512BB | 12 |

60°



| TI TECH | BLACK | SIZE |
|----------|----------|------|
| 236004TT | 236004BB | 4 |
| 236006TT | 236006BB | 6 |
| 236008TT | 236008BB | 8 |
| 236010TT | 236010BB | 10 |
| 236012TT | 236012BB | 12 |

90°



| TI TECH | BLACK | SIZE |
|----------|----------|------|
| 239004TT | 239004BB | 4 |
| 239006TT | 239006BB | 6 |
| 239008TT | 239008BB | 8 |
| 239010TT | 239010BB | 10 |
| 239012TT | 239012BB | 12 |

120°



| TI TECH | BLACK | SIZE |
|----------|----------|------|
| 231204TT | 231204BB | 4 |
| 231206TT | 231206BB | 6 |
| 231208TT | 231208BB | 8 |
| 231210TT | 231210BB | 10 |
| 231212TT | 231212BB | 12 |

150°



| TI TECH | BLACK | SIZE |
|----------|----------|------|
| 231504TT | 231504BB | 4 |
| 231506TT | 231506BB | 6 |
| 231508TT | 231508BB | 8 |
| 231510TT | 231510BB | 10 |
| 231512TT | 231512BB | 12 |

180°



| TI TECH | BLACK | SIZE |
|----------|----------|------|
| 231804TT | 231804BB | 4 |
| 231806TT | 231806BB | 6 |
| 231808TT | 231808BB | 8 |
| 231810TT | 231810BB | 10 |
| 231812TT | 231812BB | 12 |

FOR SEVERE RACE, HIGH TEMP OR OIL LINE APPLICATIONS, USE XRP ENSURE CLAMPS FOR A POSITIVE SEAL. SEE PAGE 13.

SPECIAL PUSH-ON HOSE ENDS - Brass & Steel

In addition to our bent tube style Push-On Hose Ends in aluminum alloy, we offer several models in brass and steel. Use our Push-On Hose Ensure Clamps for all high temperature & oil line applications.

STRAIGHT FEMALE SWIVEL



| PART NO. | SIZE |
|----------|------------------|
| 240004 | 4 |
| 240006 | 6 |
| 240068 | 6 hose to 8 nut |
| 240008 | 8 |
| 240081 | 8 hose to 10 nut |
| 240010 | 10 |
| 240012 | 12 |

45° STEEL



| PART NO. | SIZE |
|----------|------|
| 244504 | 4 |
| 244506 | 6 |
| 244508 | 8 |
| 244510* | 10 |
| 244512* | 12 |

* Call for availability.

90° STEEL



| PART NO. | SIZE |
|----------|------|
| 249004 | 4 |
| 249006 | 6 |
| 249008 | 8 |
| 249010* | 10 |
| 249012* | 12 |


* Call for availability.

STRAIGHT MALE PIPE




| PART NO. | HOSE SIZE | THREAD SIZE |
|----------|-----------|-------------|
| 260004 | 4 | 1/8" NPT |
| 260044 | 4 | 1/4" NPT |
| 260006 | 6 | 1/4" NPT |
| 260066 | 6 | 3/8" NPT |
| 260008 | 8 | 3/8" NPT |
| 260088 | 8 | 1/2" NPT |
| 260010 | 10 | 1/2" NPT |
| 260012 | 12 | 3/4" NPT |

STRAIGHT 37° MALE FLARE





| PART NO. | SIZE |
|----------|------|
| 250004 | 4 |
| 250006 | 6 |
| 250008 | 8 |
| 250010 | 10 |
| 250012 | 12 |

STRAIGHT SAE MALE INVERTED FLARE



| PART NO. | SIZE |
|---------------------|------|
| 270004 (7/16"-20) | 4 |
| 270006 (5/8"-18) | 6 |
| 270008 (3/4"-18) | 8 |
| 270010 (7/8"-18) | 10 |
| 270012 (1-1/16"-12) | 12 |



XRP PUSH-ON ENSURE CLAMPS & PLIERS

XRP Push-on Ensure Clamps are self-tensioning for severe race and high temp applications. A must for high heat and oil line applications and to ensure a secure seal without damage to the hose construction. For installation and removal of hose clamps, use our specially designed pliers.

| PART NO. | SIZE |
|--------------------|--------|
| 818404 (pack of 4) | 4 |
| 818406 (pack of 4) | 6 |
| 818408 (pack of 4) | 8 |
| 818410 (pack of 4) | 10 |
| 818412 (pack of 4) | 12 |
| 818000 | Pliers |

SEE PAGE 83 FOR COMPLETE ASSEMBLY INSTRUCTIONS.

XRP HOSE FINISHERS

XRP anodized aluminum hose finishers add cosmetic appeal to your engine. A unique design ensures a secure placement of the worm gear clamp. Machined from the finest aluminum alloy, our hose finishers are available in three anodized aluminum colors and our new super nickel finish. Hose finishers are supplied with a stainless steel worm gear clamp pre-installed.

Round hose finishers are available in all colors.



| HOSE SIZE | I.D. | RED | | BLUE | | SUPER NICKEL | | BLACK | |
|-----------|----------|--------|--------|--------|--------|--------------|--------|--------|--------|
| | | HEX | ROUND | HEX | ROUND | HEX | ROUND | HEX | ROUND |
| 4 | 1/2" | 550104 | -- | 550204 | -- | 550304 | -- | 550404 | -- |
| 6 | 5/8" | 550106 | -- | 550206 | -- | 550306 | -- | 550406 | -- |
| 8 | 11/16" | 550108 | -- | 550208 | -- | 550308 | -- | 550408 | -- |
| 10 | 7/8" | 550110 | -- | 550210 | -- | 550310 | -- | 550410 | -- |
| 12 | 1" | 550112 | -- | 550212 | -- | 550312 | -- | 550412 | -- |
| 14 | 1-1/8" | 550114 | -- | 550214 | -- | 550314 | -- | 550414 | -- |
| 16 | 1-3/16" | 550116 | -- | 550216 | -- | 550316 | -- | 550416 | -- |
| 18* | 1-3/8" | 550118 | 560118 | 550218 | 560218 | 550318 | 560318 | 550418 | 560418 |
| 20* | 1-9/16" | 550120 | 560120 | 550220 | 560220 | 550320 | 560320 | 550420 | 560420 |
| 24* | 1-11/16" | 550124 | 560124 | 550224 | 560224 | 550324 | 560324 | 550424 | 560424 |
| 28* | 1-15/16" | 550128 | 560128 | 550228 | 560228 | 550328 | 560328 | 550428 | 560428 |
| 32* | 2-3/16" | 550132 | 560132 | 550232 | 560232 | 550332 | 560332 | 550432 | 560432 |
| 34** | 2-5/16" | -- | 560134 | -- | 560234 | -- | 560334 | -- | 560434 |
| 36** | 2-3/8" | -- | 560136 | -- | 560236 | -- | 560336 | -- | 560436 |

*Hose finishers in sizes 18-32 available hex or round bodied. Sizes 4-16 are hexagonal bodied.

**34 to 36 round only.

ALUMINUM PIPE TO TUBE ADAPTERS

These new 850 series pipe to tube adapters from XRP are **designed specifically for use with our stainless steel braided CPE racing hose or XR-31 hose**. They are easy to install! No more struggling with fitting the adapter to the inner diameter of stainless steel hoses.




Assembly with Hose Finishers



850 STRAIGHT



854 45°



852 90°

| PART NO. | SIZE | PIPE | HOSE I.D. |
|----------|------|------|-----------|
| 985004 | 4 | 1/8" | 7/32" |
| 985006 | 6 | 1/4" | 11/32" |
| 985008 | 8 | 3/8" | 7/16" |
| 985010 | 10 | 1/2" | 9/16" |
| 985012 | 12 | 3/4" | 11/16" |
| 985016 | 16 | 3/4" | 7/8" |
| 985017 | 16 | 1" | 7/8" |

| PART NO. | SIZE | PIPE | HOSE I.D. |
|----------|------|------|-----------|
| 985404 | 4 | 1/8" | 7/32" |
| 985406 | 6 | 1/4" | 11/32" |
| 985408 | 8 | 3/8" | 7/16" |
| 985410 | 10 | 1/2" | 9/16" |
| 985412 | 12 | 3/4" | 11/16" |
| 985416 | 16 | 3/4" | 7/8" |
| 985417 | 16 | 1" | 7/8" |

| PART NO. | SIZE | PIPE | HOSE I.D. |
|----------|------|------|-----------|
| 985204 | 4 | 1/8" | 7/32" |
| 985206 | 6 | 1/4" | 11/32" |
| 985208 | 8 | 3/8" | 7/16" |
| 985210 | 10 | 1/2" | 9/16" |
| 985212 | 12 | 3/4" | 11/16" |
| 985216 | 16 | 3/4" | 7/8" |
| 985217 | 16 | 1" | 7/8" |

XRP STAINLESS STEEL OVERBRAID

For use on vacuum lines, fuel lines, radiator hose, heater hose, power steering hose, AC lines or over our popular lightweight Push-On Hose, XRP Stainless Steel Overbraid is versatile and easy to install. Just disconnect the hose you are covering and slide the overbraid over it. Stretch until snug, trim the ends and secure with XRP Hose Finishers. Overbraid provides added abrasion resistance and dress-up styling but does not change the performance characteristics of the hose beneath it.




| PART NO. | ACTUAL I.D. SIZE | WILL REDUCE DOWN TO COVER | SUGGESTED APPLICATIONS |
|----------|------------------|---------------------------|---|
| 533003 | 3/8" | 1/4" | VACUUM LINES, PLUG WIRES |
| 533004 | 3/4" | 3/8" | FUEL LINES, OVERFLOW HOSES, HEATER HOSES |
| 533012 | 1" | 3/4" | HEATER HOSE, POWER STEERING HOSES, AC LINES |
| 533020 | 1-1/2" | 1" | SMALL RADIATOR HOSES |
| 533028 | 2" | 1-1/2" | MEDIUM RADIATOR HOSES |
| 533032 | 2-1/2" | 2" | LARGE RADIATOR HOSES |
| 533048 | 3" | 2-3/4" | LARGE RADIATOR HOSES |

HERE'S HOW TO DO IT...



1 Slide overbraid over the hose and stretch until snug.



2 Mark length and cut the ends with tin snips.



3 Reconnect hose to end fitting and secure with clamp or finisher as desired.

XRP SUPER NICKEL

XRP's dazzling Super Nickel plating finish gives an elegant modern look for racing vehicles, hot rods, street rods, and show cars. Super Nickel has the look of a stainless steel fitting with the economy and weight-saving advantages of aluminum. Adds polish to your engine compartment for many seasons. Shown below are just a few of the popular combinations. Super Nickel is available for both hose ends and adapter fittings. Call us if you don't see what you are looking for listed in the catalog pages.



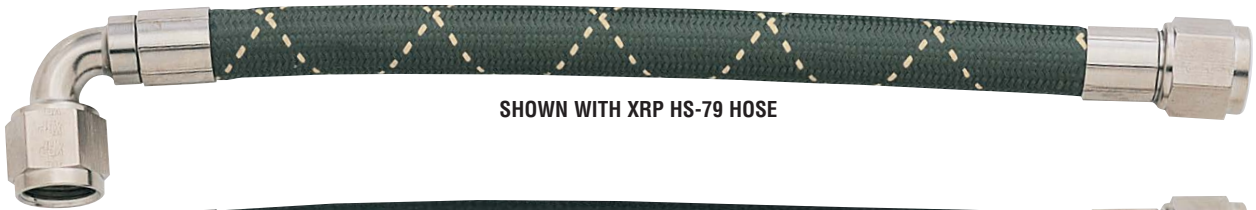
SHOWN WITH XRP STAINLESS STEEL BRAIDED CPE RACE HOSE




SHOWN WITH XRP BLUE PUSH-ON HOSE



SHOWN WITH XRP BLACK PUSH-ON HOSE



SHOWN WITH XRP HS-79 HOSE




SHOWN WITH XRP HS-79 WITH BLACK CSM HOSE

HOW TO ORDER SUPER NICKEL

When a hose end or fitting is offered in Super Nickel finish, its listing in the catalog will appear like the one on the right. In other words, we will list both a part number for the anodized aluminum and a part number for the Super Nickel. There is no difference other than the finish. You will note that the part number is actually identical but the Super Nickel hose end has the letters SN as the last two characters.

THE SUPER NICKEL FINISH IS AVAILABLE ON PERFORMANCE NON-SWIVEL HOSE ENDS, DOUBLE SWIVEL, TRIPLE SEALED HOSE ENDS, PUSH-ON HOSE ENDS, HS-79 HOSE ENDS, AND MANY POPULAR ADAPTER FITTINGS. SEE CATALOG PAGES FOR INDIVIDUAL LISTINGS. IF YOU DO NOT SEE THE ITEM YOU WANT SHOWN IN THE CATALOG, CALL US FOR INFORMATION ABOUT SPECIAL ORDERS.



| RED/BLUE | SUPER NICKEL | SIZE |
|----------|--------------|------|
| 239004 | 239004SN | 4 |
| 239006 | 239006SN | 6 |
| 239008 | 239008SN | 8 |
| 239010 | 239010SN | 10 |
| 239012 | 239012SN | 12 |

NOTE: Super Nickel finish should not be used in salt water or other highly corrosive environments.

XR-31 LIGHTWEIGHT PERFORMANCE HOSE

LIGHT...DURABLE.... ABRASION-RESISTANT.... ECONOMICAL

Tough, lightweight XR-31 hose is a sure bet for racers and street performance enthusiasts. It's versatile, flexible, easy to cut and assemble with a number of attractive characteristics including: excellent temperature resistance -40° to +300° F, high tube strength, tight bend radius capable for tight engine compartments.

3-ply construction consists of full coverage Nylon-bonded outer braid for abrasion-resistance, partial coverage embedded braid middle layer, and CPE synthetic rubber inner tube for great flow and high-temperature resistance. XR-31 hose is **made in the U.S.A.** XR-31 offers a significant weight-savings over stainless steel braided hose.

Because today's fuels can contain a wide variety of unpublished additives, it is not possible for us to accurately predict compatibility of the inner liner of XR-31 hose with any specific fuel.

We recommend our HS-79 PTFE-lined hose, if in doubt. XR-31 hose is not compatible with brake fluid.

NHRA ACCEPTED WOVEN HOSE




| SIZE | HOSE I.D. | BULK HOSE • (specify length) | CUT TO EXACT LENGTH AND PRE-PACKAGED IN RETAIL BOX | | | | | **SEE NOTE BELOW |
|------|-----------|---------------------------------|--|---------|---------|---------|---------|------------------|
| | | | 3 FT. | 6 FT. | 10 FT. | 15 FT. | 20 FT. | |
| 4 | 7/32" | 3104-00 | 3104-03 | 3104-06 | 3104-10 | 3104-15 | 3104-20 | |
| 6 | 11/32" | 3106-00 | 3106-03 | 3106-06 | 3106-10 | 3106-15 | 3106-20 | |
| 8 | 7/16" | 3108-00 | 3108-03 | 3108-06 | 3108-10 | 3108-15 | 3108-20 | |
| 10 | 9/16" | 3110-00 | 3110-03 | 3110-06 | 3110-10 | 3110-15 | 3110-20 | |
| 12 | 11/16" | 3112-00 | 3112-03 | 3112-06 | 3112-10 | 3112-15 | 3112-20 | |
| 16 | 7/8" | 3116-00 | 3116-03 | 3116-06 | 3116-10 | 3116-15 | 3116-20 | |
| 20 | 1-1/8" | 3120-00 | 3120-03 | 3120-06 | 3120-10 | 3120-15 | 3120-20 | |

TECHNICAL SPECIFICATIONS - Temperature Range: -40° F to +300° F

| SIZE | HOSE I.D. INCHES | HOSE O.D. INCHES | MAX OPERATING PRESSURE | BURST PRESSURE | WEIGHT FT./LBS. | MINIMUM BEND RADIUS IN INCHES |
|------|---------------------|---------------------|---------------------------|-------------------|--------------------|----------------------------------|
| 4 | 0.22" | 0.44" | 500 PSI | 2000 PSI | 0.075 | 2.00" |
| 6 | 0.35" | 0.56" | 500 PSI | 2000 PSI | 0.095 | 2.50" |
| 8 | 0.44" | 0.67" | 500 PSI | 2000 PSI | 0.120 | 3.50" |
| 10 | 0.57" | 0.82" | 500 PSI | 2000 PSI | 0.155 | 4.00" |
| 12 | 0.69" | 0.96" | 350 PSI | 1400 PSI | 0.250 | 4.50" |
| 16 | 0.88" | 1.15" | 350 PSI | 1400 PSI | 0.320 | 5.50" |
| 20 | 1.125" | 1.437" | 350 PSI | 1400 PSI | 0.320 | 8.00" |

XR-31 3-PLY CONSTRUCTION



STAINLESS STEEL FLAT-WOUND INTERNAL SUPPORT COIL



For use with XR-31 hose. Provides extra support in high vacuum applications. Excellent for dry sump systems. Sold by the foot. Specify length when ordering.

| PART NO. | SIZE | DESCRIPTION |
|----------|----------|-------------|
| 310010 | 10 XR-31 | .60" O.D. |
| 310012 | 12 XR-31 | .73" O.D. |
| 310016 | 16 XR-31 | .94" O.D. |
| 310020 | 20 XR-31 | 1.190" O.D. |

Get our Hose Cut-Off Blade for perfect hose assembly every time! No tape! No fraying! Adapts to most circular handsaws. Part No. 329003. See page 22.

• Bulk hose lengths may be slightly over or under length specified. See bulk hose shipping length patterns on price sheet or on page 97 of this catalog.

**NOTE: Pricing for pre-packaged hose includes an additional packaging charge.

SEE PAGE 82 FOR COMPLETE ASSEMBLY INSTRUCTIONS.

HS-79 THE MOST TECHNICALLY ADVANCED HOSE SYSTEM AVAILABLE...PERIOD!



HS-79 Ultra-Lite flexible smooth-bore PTFE hose assemblies are truly state-of-the-art.

◆ **4-ply composite construction** is at the core of HS-79's distinctive list of advantages.

HS-79's smooth-bore design offers

◆ **extremely high flow rates, pressure and temperature ratings** (-65° to +400° F) and

◆ **lower pressure drop** than comparable systems. In addition, HS-79 provides ◆ **extreme flexibility** and ease of installation and cleaning.

◆ **Tight bend radius** and ◆ **higher vacuum capacity** are possible because

HS-79 has a ◆ **higher hoop strength**. Moreover, XRP's HS-79 assemblies feature a noticeably

◆ **larger inner diameter**. Look inside the fittings below and compare for yourself.

It is this generous inner diameter that gives HS-79 ◆ **greater flow capacity and better performance** on race day. But

◆ **greater flow is only part of the story of optimizing fluid delivery!** The characteristics of the flow are critically important to the racer as well. HS-79's smooth-bore

“non-convoluted” design ◆ **eliminates boundary layer entrapment and flow disturbance for raceday performance you can count on!**

HS-79 is ◆ **compatible with all racing engine fluids**, including gas, alcohol, and nitromethane and ◆ **can be assembled with either 37° JIC hose ends or aluminum quick disconnect clamshell couplings**. The ideal choice for service situations

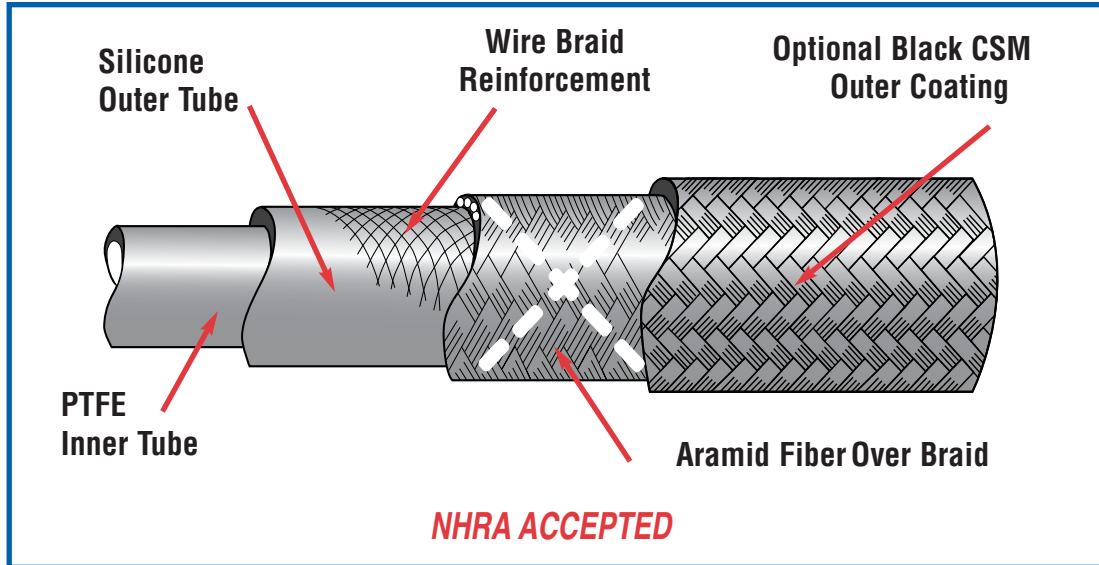
that are time sensitive, you will find our clamshell couplings

shown on pages 24-25 of this catalog.

See individual listings for fittings' sizes and angles.

For dimensional, temperature, pressure, and vacuum information, see our charts on the next page.

HS-79'S 4-PLY CONSTRUCTION!



HS-79 ultra lightweight, flexible, smooth-bore PTFE hose has a 4-ply composite construction: a PTFE inner liner, Silicone outer liner, high tensile stainless steel reinforcing braid and outer braid of aramid fiber. HS-79 hose is available with a CSM outer covering as a fifth layer for added resistance against abrasion and ease of cleaning. **Features and benefits include:**

- Radial Seal Allows Hose Ends to be Adjusted for Installation After Assembly
- Crimp Collars Can be Cut and Removed to Allow End Fittings to be Reused
- Superior Flexibility • Weight Savings • Ease of Cleaning • No Necked Down Restrictions
- Large Flow Capacity without the Disturbance or Boundary Layer Entrapment of Convolted Hoses
- Inner PTFE Tube Compatible with All Engine Fluids (Gasoline, Alcohol and Nitromethane)

| SPECIFICATIONS FOR HS-79 | | | | |
|--------------------------|-----------|-----------|-----------------|------------------------------|
| SIZE | HOSE I.D. | HOSE O.D. | WEIGHT LBS./FT. | BY THE FOOT (specify length) |
| 4 | .250" | .400" | .044 | 322004 |
| 6 | .375" | .550" | .074 | 322006 |
| 8 | .500" | .680" | .092 | 322008 |
| 10 | .625" | .810" | .135 | 322010 |
| 12 | .750" | .950" | .161 | 322012 |
| 16 | 1.000" | 1.200" | .221 | 322016 |
| 20 | 1.250" | 1.450" | .325 | 322020 |

| SPECIFICATIONS FOR HS-79 WITH CSM | | | | |
|-----------------------------------|-----------|-----------|-----------------|------------------------------|
| SIZE | HOSE I.D. | HOSE O.D. | WEIGHT LBS./FT. | BY THE FOOT (specify length) |
| 4 | .250" | .440" | .061 | 324004 |
| 6 | .375" | .590" | .093 | 324006 |
| 8 | .500" | .720" | .123 | 324008 |
| 10 | .625" | .850" | .158 | 324010 |
| 12 | .750" | .990" | .198 | 324012 |
| 16 | 1.000" | 1.240" | .264 | 324016 |
| 20 | 1.250" | 1.490" | .370 | 324020 |

TECHNICAL SPECIFICATIONS - TEMPERATURE RANGE: -65°F TO 400°F


| SIZE | MAX OPERATING PRESSURE | BURST PRESSURE | HS-79 BEND RADIUS | HS-79 WITH CSM BEND RADIUS |
|------|------------------------|----------------|-------------------|----------------------------|
| 4 | 600 PSI | 2400 PSI | .50" | .50" |
| 6 | 600 PSI | 2400 PSI | .75" | .75" |
| 8 | 600 PSI | 2400 PSI | 1.00" | 1.00" |
| 10 | 400 PSI | 1600 PSI | 1.25" | 1.25" |
| 12 | 400 PSI | 1600 PSI | 1.50" | 1.50" |
| 16 | 200 PSI | 800 PSI | 2.00" | 2.00" |
| 20 | 100 PSI | 400 PSI | 5.00" | 5.00" |

NOTE: HS-79 AND HS-79 WITH CSM ARE NOT INTENDED FOR HYDRAULIC IMPULSE OR SUBMERSION APPLICATIONS.

FOR LONG TERM HIGH VACUUM USE AT ELEVATED TEMPERATURES, AN INTERNAL SUPPORT COIL SHOULD BE A CONSIDERATION. SEE PAGE 23 FOR INTERNAL SUPPORT COIL. SEE PAGE 85 FOR COMPLETE ASSEMBLY INSTRUCTIONS.


HS-79 37° JIC HOSE ENDS

XRP's HS-79 Ultra-Lite hose assemblies are available with aluminum 37 degree JIC fittings in a choice of finishes. Choose from the popular **black anodized** or our new **SUPER NICKEL FINISH**. Hose ends and crimp collars are sold separately. Crimp collars may be cut and removed. Fittings may be reused. Please note that -4 steel hose ends have nickel-plated bodies and black anodized aluminum nuts.




| ANODIZED | SUPER NICKEL | SIZE |
|----------------|--------------|-----------------|
| 220043 (steel) | 220043SN | 3 JIC to 4 hose |
| 220044 (steel) | 220044SN | 4 |
| 220004 | 220004SN | 4 |
| 220006 | 220006SN | 6 |
| 220008 | 220008SN | 8 |
| 220010 | 220010SN | 10 |
| 220012 | 220012SN | 12 |
| 220112 | -- | 12 male flare* |
| 220016 | 220016SN | 16 |
| 220020 | 220020SN | 20 |


*SIZE -6 THROUGH -16 MALE FLARES ALSO AVAILABLE.




| ANODIZED | SUPER NICKEL | SIZE |
|----------------|--------------|------|
| 223044 (steel) | 223044SN | 4 |
| 223004 | 223004SN | 4 |
| 223006 | 223006SN | 6 |
| 223008 | 223008SN | 8 |
| 223010 | 223010SN | 10 |
| 223012 | 223012SN | 12 |
| 223016 | 223016SN | 16 |
| 223020 | 223020SN | 20 |



| ANOD. | SUPER NICKEL | FORGED | SIZE |
|----------------|--------------|--------|------|
| 224544 (steel) | 224544SN | -- | 4 |
| 224504 | 224504SN | -- | 4 |
| 224506 | 224506SN | 224606 | 6 |
| 224508 | 224508SN | 224608 | 8 |
| 224510 | 224510SN | 224610 | 10 |
| 224512 | 224512SN | -- | 12 |
| 224516 | 224516SN | -- | 16 |
| 224520 | 224520SN | -- | 20 |



| ANODIZED | SUPER NICKEL | SIZE |
|----------------|--------------|------|
| 226044 (steel) | 226044SN | 4 |
| 226004 | 226004SN | 4 |
| 226006 | 226006SN | 6 |
| 226008 | 226008SN | 8 |
| 226010 | 226010SN | 10 |
| 226012 | 226012SN | 12 |
| 226016 | 226016SN | 16 |
| 226020 | 226020SN | 20 |



| ANOD. | SUPER NICKEL | FORGED | SIZE |
|----------------|--------------|--------|------|
| 229044 (steel) | 229044SN | -- | 4 |
| 229004 | 229004SN | -- | 4 |
| 229006 | 229006SN | 229106 | 6 |
| 229008 | 229008SN | 229108 | 8 |
| 229010 | 229010SN | -- | 10 |
| 229012 | 229012SN | 229112 | 12 |
| 229016 | 229016SN | -- | 16 |
| 229020 | 229020SN | -- | 20 |



| ANODIZED | SUPER NICKEL | SIZE |
|----------------|--------------|------|
| 221244 (steel) | 221244SN | 4 |
| 221204 | 221204SN | 4 |
| 221206 | 221206SN | 6 |
| 221208 | 221208SN | 8 |
| 221210 | 221210SN | 10 |
| 221212 | 221212SN | 12 |
| 221216 | 221216SN | 16 |
| 221220 | 221220SN | 20 |



| ANODIZED | SUPER NICKEL | SIZE |
|----------------|--------------|------|
| 221544 (steel) | 221544SN | 4 |
| 221504 | 221504SN | 4 |
| 221506 | 221506SN | 6 |
| 221508 | 221508SN | 8 |
| 221510 | 221510SN | 10 |
| 221512 | 221512SN | 12 |
| 221516 | 221516SN | 16 |
| 221520 | 221520SN | 20 |



| ANODIZED | SUPER NICKEL | SIZE |
|----------------|--------------|------|
| 221844 (steel) | 221844SN | 4 |
| 221804 | 221804SN | 4 |
| 221806 | 221806SN | 6 |
| 221808 | 221808SN | 8 |
| 221810 | 221810SN | 10 |
| 221812 | 221812SN | 12 |
| 221816 | 221816SN | 16 |
| 221820 | 221820SN | 20 |

CRIMP COLLARS FOR HS-79 & HS-79 WITH CSM SUPER NICKEL OR GOLD ALODINE



| HS-79 | | HS-79 w/ CSM | | SIZE |
|---------|--------------|--------------|--------------|------|
| GOLD | SUPER NICKEL | GOLD | SUPER NICKEL | |
| 2255-04 | 2255-04SN | 2270-04 | 2270-04SN | 4 |
| 2255-06 | 2255-06SN | 2270-06 | 2270-06SN | 6 |
| 2255-08 | 2255-08SN | 2270-08 | 2270-08SN | 8 |
| 2255-10 | 2255-10SN | 2270-10 | 2270-10SN | 10 |
| 2255-12 | 2255-12SN | 2270-12 | 2270-12SN | 12 |
| 2255-16 | 2255-16SN | 2270-16 | 2270-16SN | 16 |
| 2255-20 | 2255-20SN | 2270-20 | 2270-20SN | 20 |

HS-79 37° JIC HOSE ENDS

XRP's HS-79 Ultra-Lite hose assemblies are available with aluminum 37 degree JIC fittings in a choice of finishes. These **TI-TECH** hose ends offer the clean, modern look of titanium. **BLACK ANODIZED** or **SUPER NICKEL FINISH**, steel and forged fittings are shown on the previous page. Hose ends and crimp collars are sold separately. Crimp collars may be cut and removed. Fittings may be reused.

STRAIGHT



| PART NO. | SIZE |
|-------------------|------|
| 220044TT (Steel)* | 4 |
| 220006TT | 6 |
| 220008TT | 8 |
| 220010TT | 10 |
| 220012TT | 12 |
| 220016TT | 16 |
| 220020TT | 20 |

30°



| PART NO. | SIZE |
|-------------------|------|
| 223044TT (Steel)* | 4 |
| 223006TT | 6 |
| 223008TT | 8 |
| 223010TT | 10 |
| 223012TT | 12 |
| 223016TT | 16 |
| 223020TT | 20 |


45°



Forged ends available for 45°.

| PART NO. | SIZE |
|-------------------|------|
| 224544TT (Steel)* | 4 |
| 224506TT | 6 |
| 224508TT | 8 |
| 224510TT | 10 |
| 224512TT | 12 |
| 224516TT | 16 |
| 224520TT | 20 |

60°



| PART NO. | SIZE |
|-------------------|------|
| 226044TT (Steel)* | 4 |
| 226006TT | 6 |
| 226008TT | 8 |
| 226010TT | 10 |
| 226012TT | 12 |
| 226016TT | 16 |
| 226020TT | 20 |

90°



Forged ends available for 90°.

| PART NO. | SIZE |
|-------------------|------|
| 229044TT (Steel)* | 4 |
| 229006TT | 6 |
| 229008TT | 8 |
| 229010TT | 10 |
| 229012TT | 12 |
| 229016TT | 16 |
| 229020TT | 20 |

120°



| PART NO. | SIZE |
|-------------------|------|
| 221244TT (Steel)* | 4 |
| 221206TT | 6 |
| 221208TT | 8 |
| 221210TT | 10 |
| 221212TT | 12 |
| 221216TT | 16 |
| 221220TT | 20 |

150°



| PART NO. | SIZE |
|-------------------|------|
| 221544TT (Steel)* | 4 |
| 221506TT | 6 |
| 221508TT | 8 |
| 221510TT | 10 |
| 221512TT | 12 |
| 221516TT | 16 |
| 221520TT | 20 |

180°



| PART NO. | SIZE |
|-------------------|------|
| 221844TT (Steel)* | 4 |
| 221806TT | 6 |
| 221808TT | 8 |
| 221810TT | 10 |
| 221812TT | 12 |
| 221816TT | 16 |
| 221820TT | 20 |

CRIMP COLLARS FOR HS-79 & HS-79 WITH CSM TI-TECH OR BLACK ANODIZED



| HS-79 | | HS-79 w/ CSM | | SIZE |
|-----------|-----------|--------------|-----------|------|
| TI-TECH | BLACK | TI-TECH | BLACK | |
| 2255-04TT | 2255-04BB | 2270-04TT | 2270-04BB | 4 |
| 2255-06TT | 2255-06BB | 2270-06TT | 2270-06BB | 6 |
| 2255-08TT | 2255-08BB | 2270-08TT | 2270-08BB | 8 |
| 2255-10TT | 2255-10BB | 2270-10TT | 2270-10BB | 10 |
| 2255-12TT | 2255-12BB | 2270-12TT | 2270-12BB | 12 |
| 2255-16TT | 2255-16BB | 2270-16TT | 2270-16BB | 16 |
| 2255-20TT | 2255-20BB | 2270-20TT | 2270-20BB | 20 |

* -4 STEEL HOSE ENDS HAVE NICKEL PLATED BODIES AND TI-TECH ANODIZED NUTS.

HS-79 HOSE TOOLS AND ACCESSORIES



XRP's Crimping Device

A self-contained unit allows field installation of the HS-79 Ultra-Lite hose with **either** style end fitting. Simple to use. Fool-proof installations every time. Carrying case included. Dies sold separately.

Part No. 329000 with Manual Hand Pump

Part No. 329100 with Air Over Hydraulic Pump



Crimping Dies

| Sizes | For HS-79 | For HS-79 with CSM | For PTFE Brake Hose |
|-------|-----------|--------------------|---------------------|
| 3 | -- | -- | 329203 |
| 4 | 329004 | 329104 | 329204 |
| 6 | 329006 | 329106 | -- |
| 8 | 329008 | 329108 | -- |
| 10 | 329010 | 329110 | -- |
| 12 | 329012 | 329112 | -- |
| 16 | 329016 | 329116 | -- |
| 20 | 329020 | 329120 | -- |




Cut Off Bracket and Blade

Our unique cutting tool turns any circular saw into a sure-fire way to cut HS-79 hose, cleanly and squarely every time. Works well on Stainless Steel Braided CPE hose.

Circular saw not included.

Cut-Off Bracket...Part No. 329002

Cut-Off Blade.....Part No. 329003



1. Pressure Checker

Pressure check all hose assemblies after any installation for optimal performance and long life.

Part No. 329001

2. Fitting Kit (shown with Manifold)

This fitting kit includes 8 AN adapters, 8 Quick Disconnect fittings plus braided line and adapters to attach the manifold to the pressure checker.

Part No. 329201

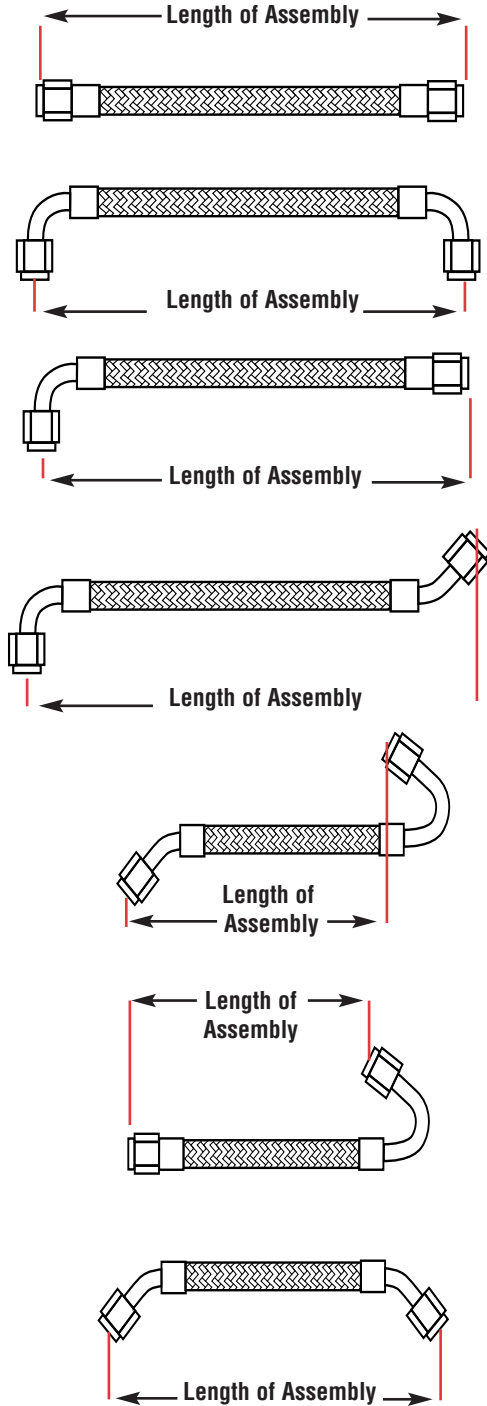
3. Pressure Testing Manifold

Handy testing manifold allows you to quickly pressure test many connections/assemblies at one time. **Part No. 329101**

ORDERING HS-79 HOSE IN CUSTOM LENGTHS

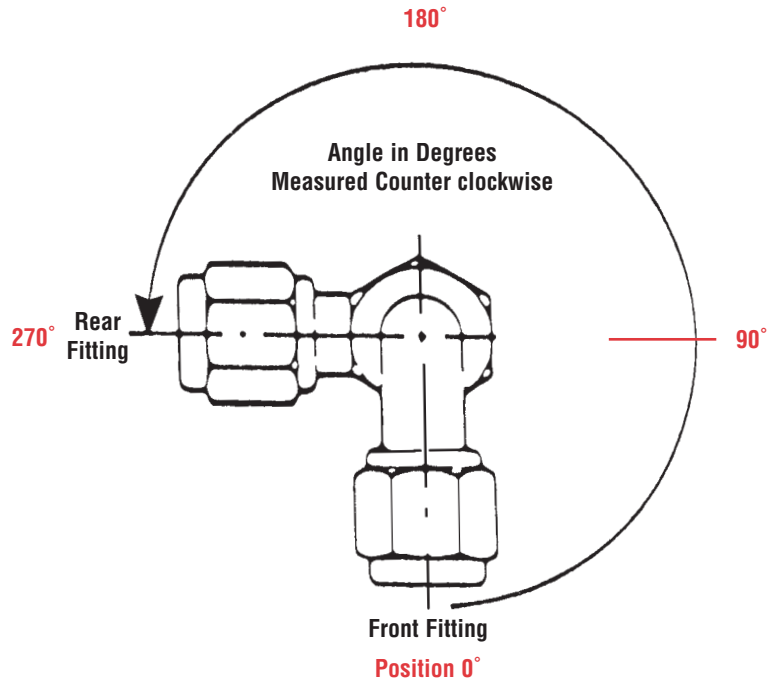
How To Measure Hose Length

XRP HS-79 Ultra-Lite hose assemblies are sold in 1/8 inch increments. The lengths of assemblies are determined by measuring **from face centerline to face centerline of angular fittings**, and to the **end of face surface to end of face surface for straights**. The diagrams, shown below, are examples of how to measure HS-79 Ultra-Lite hose assemblies precisely. If you need further assistance or have questions, please contact your XRP sales representative for more information.



How To Measure Fitting Angle

To measure the angular rotation of hose fittings, place the fitting nearest you at position 0° (see illustration at right). Measure **counter-clockwise** to the desired position of the rear fitting. If the angle between fittings desired is position 0° to position 0°, specify 000. For example, this illustration shows a 270° angle.



STAINLESS STEEL FLAT-WOUND INTERNAL SUPPORT COIL

Extra support for the most demanding high vacuum applications. Excellent for dry sump systems. Sold by the foot. Specify length when ordering.



| PART NUMBER | SIZE | DESCRIPTION |
|-------------|----------|------------------|
| 310012 | 10 HS-79 | .73" Coil O.D. |
| 310014 | 12 HS-79 | .88" Coil O.D. |
| 310018 | 16 HS-79 | 1.062" Coil O.D. |
| CALL | 20 HS-79 | |


Get our Hose Cut-Off Blade for perfect hose assembly every time!
No tape! No fraying! Adapts to most circular handsaws. Part No. 329003.
See Page 22.

CLAMSHELL-STYLE QUICK DISCONNECT COUPLINGS ARE . . . SIMPLY A SNAP!

Perfect for racing and service situations where time is an issue, these full flow, quick disconnect couplings are a fixed cavity design with threadless clamshell closures for a seal that's fast, smart and secure. Clamshell closures lock automatically when the two halves are snapped together and cannot disengage accidentally. **All three latch pawls must be lifted simultaneously to open the latch.**

For an added measure of security, the couplings can also be ordered with a self-bonding safety device, which prevents improper installation and provides for quick, easy visual inspection.

Clamshell quick disconnect couplings offer excellent flexibility with axial adjustment of up to 1/4" and angular misalignment of 4° for couplings on tubing. In addition, XRP offers the industry's largest stock of hose ends, adapters, weld-ons, caps, plugs and accessories.



XRP's Hose Ends feature a Dual O-Ring Sealing System.

FAST

Snaps Off/On.
No Tools Needed.
Double Swivel Hinge
For Easier Assembly.
Optional Safety Strap For
Easy Visual Inspection.
Race Proven.



SMART

Saves Time, Space, Weight
and Headaches.
Threadless Fixed Cavity Design.
Full Flow - No Restrictions.
Double O-Ring Sealing.
Super Nickel or Anodized Finishes.



SECURE

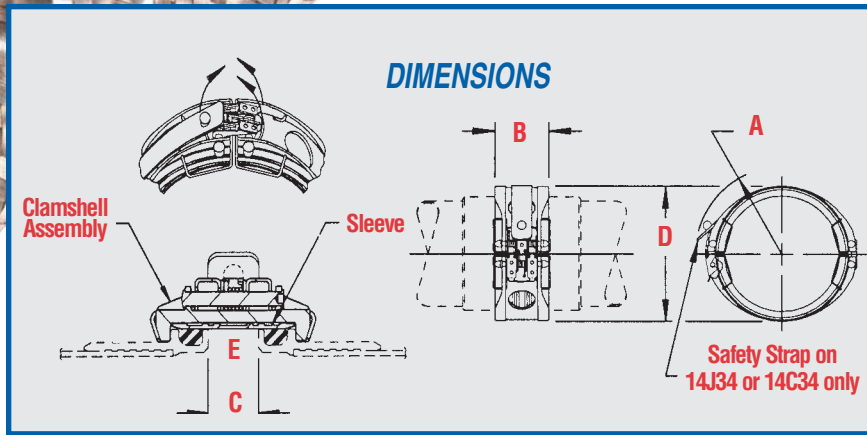
Triple-Latch Finger Closure for
Flexible, Secure Connections for
Stainless Steel, HS-79 Hose or Tube.
Axial Tube Movement Up to 1/4"
Angularity
Up to ± 4°. Interchanges
with
Wiggins®
Style.

® Registered
Trademark of
Transdigm, Inc.



VERSATILE

A Huge Selection of Hose Ends,
Adapters, Weld-Ons, Caps and
Plugs adapt XRP
Clamshell Quick
Disconnect
Couplings
to Many
Uses.

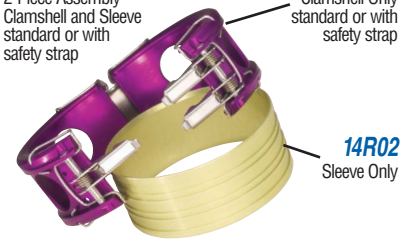


14J02 or 14J34

2-Piece Assembly
Clamshell and Sleeve
standard or with
safety strap

14C02 or 14C34

Clamshell Only
standard or with
safety strap



14R02
Sleeve Only

PART NUMBERS EXPLAINED

14J02 - 08

Description Size/Tube O.D.

A

Material
A=aluminum
or C=stainless

SN

Super
Nickel

QUICK DISCONNECT COUPLINGS

- Each coupling assembly consists of two pieces: a clamshell AND a sleeve. Example: 14J02-08 consists of 14C02-08 plus 14R02-08. Coupling flanges and O-ring seals are not included in the coupling assembly and should be ordered separately.

Please specify A for aluminum or C for stainless steel when ordering and add SN for Super Nickel. NOTE: FKM O-Rings are standard on all XRP adapter fittings. If using nitro-methane or alcohol, specify EPR O-Rings. Call for Technical Information.

| SIZE TUBE O.D. | 2-PIECE COUPLING ASSEMBLY | PART NUMBERS | | | | DIMENSIONS | | | | | ASSEMBLY WEIGHT LBS. | |
|----------------------|---------------------------------|-------------------|----------------|--------------------|--------------------|------------|-------|-------|-------|--------|----------------------|--------------------|
| | | CLAMSHELL ONLY | SLEEVE ONLY | FKM O-RING SEAL | EPR O-RING SEAL | A | B | C | D | E | ALUMINUM | STAINLESS STEEL |
| 0.500" | 14J02-08 | 14C02-08 | 14R02-08 | 802015 | 803015 | 0.71" | 0.72" | 0.28" | 1.06" | 0.692" | .027 | .050 |
| 0.625" | 14J02-10 | 14C02-10 | 14R02-10 | 802017 | 803017 | 0.78" | 0.72" | 0.28" | 1.16" | 0.817" | .031 | .074 |
| 0.750" | 14J02-12 | 14C02-12 | 14R02-12 | 802117 | 803117 | 0.85" | 0.82" | 0.25" | 1.27" | 0.997" | .040 | .100 |
| 1.000" | 14J02-16 | 14C02-16 | 14R02-16 | 802214 | 803214 | 0.98" | 0.91" | 0.28" | 1.49" | 1.273" | .050 | .125 |
| 1.250" | 14J02-20 | 14C02-20 | 14R02-20 | 802218 | 803218 | 1.11" | 0.91" | 0.28" | 1.74" | 1.523" | .056 | .140 |
| 1.500" | 14J02-24 | 14C02-24 | 14R02-24 | 802222 | 803222 | 1.23" | 0.91" | 0.28" | 2.03" | 1.793" | .058 | .145 |
| 1.750" | 14J02-28 | 14C02-28 | 14R02-28 | 802224 | 803224 | 1.36" | 0.91" | 0.28" | 2.24" | 2.044" | .072 | .173 |
| 2.000" | 14J02-32 | 14C02-32 | 14R02-32 | 802226 | 803226 | 1.50" | 0.95" | 0.28" | 2.53" | 2.317" | .079 | .178 |
| 2.250" | 14J02-36 | 14C02-36 | 14R02-36 | 802228 | 803228 | 1.63" | 0.95" | 0.28" | 2.87" | 2.567" | .092 | .221 |
| 2.500" | 14J02-40 | 14C02-40 | 14R02-40 | 802230 | 803230 | 1.75" | 0.95" | 0.28" | 3.03" | 2.817" | .098 | .246 |
| 3.000" | 14J02-48 | 14C02-48 | 14R02-48 | 802234 | 803234 | 2.03" | 0.99" | 0.28" | 3.69" | 3.317" | .149 | .372 |
| 3.500" | 14J02-56 | 14C02-56 | 14R02-56 | 802238 | 803238 | 2.28" | 0.99" | 0.28" | 4.19" | 3.828" | .177 | .424 |
| 4.000" | 14J02-64 | 14C02-64 | 14R02-64 | 802242 | 803242 | 2.53" | 0.99" | 0.25" | 4.79" | 4.337" | .238 | .547 |

QUICK DISCONNECT COUPLINGS WITH NYLON SAFETY STRAP

- These coupling assemblies are identical in both design and materials as those described above **except** the 14J34 assemblies include a nylon safety strap. Each coupling assembly consists of two pieces: a clamshell AND a sleeve. Example: 14J34-08 consists of 14C34-08 plus 14R02-08. Coupling flanges and O-ring seals are not included in the coupling assembly and should be ordered separately. **Please specify A for aluminum or C for stainless steel when ordering and add SN for Super Nickel.** NOTE:

FKM O-Rings are standard on all XRP adapter fittings. If using nitro-methane or alcohol, specify EPR O-Rings. Call for Technical Information.

| SIZE TUBE O.D. | 2-PIECE COUPLING ASSEMBLY | PART NUMBERS | | | | DIMENSIONS | | | | | ASSEMBLY WEIGHT LBS. | |
|----------------------|---------------------------------|-------------------|----------------|--------------------|--------------------|------------------------|-------|-------|-------|--------|----------------------|--------------------|
| | | CLAMSHELL ONLY | SLEEVE ONLY | FKM O-RING SEAL | EPR O-RING SEAL | A over safety strap | B | C | D | E | ALUMINUM | STAINLESS STEEL |
| 0.500" | 14J34-08 | 14C34-08 | 14R02-08 | 802015 | 803015 | 0.89" | 0.72" | 0.28" | 1.06" | 0.692" | .036 | .058 |
| 0.625" | 14J34-10 | 14C34-10 | 14R02-10 | 802017 | 803017 | 0.95" | 0.72" | 0.28" | 1.18" | 0.817" | .037 | .065 |
| 0.750" | 14J34-12 | 14C34-12 | 14R02-12 | 802117 | 803117 | 1.04" | 0.82" | 0.28" | 1.29" | 0.997" | .046 | .083 |
| 1.000" | 14J34-16 | 14C34-16 | 14R02-16 | 802214 | 803214 | 1.18" | 0.91" | 0.28" | 1.52" | 1.273" | .058 | .114 |
| 1.250" | 14J34-20 | 14C34-20 | 14R02-20 | 802218 | 803218 | 1.29" | 0.91" | 0.28" | 1.77" | 1.523" | .065 | .131 |
| 1.500" | 14J34-24 | 14C34-24 | 14R02-24 | 802222 | 803222 | 1.43" | 0.91" | 0.28" | 2.06" | 1.793" | .073 | .150 |
| 1.750" | 14J34-28 | 14C34-28 | 14R02-28 | 802224 | 803224 | 1.55" | 0.91" | 0.28" | 2.27" | 2.044" | .079 | .168 |
| 2.000" | 14J34-32 | 14C34-32 | 14R02-32 | 802226 | 803226 | 1.69" | 0.95" | 0.28" | 2.57" | 2.317" | .095 | .200 |
| 2.250" | 14J34-36 | 14C34-36 | 14R02-36 | 802228 | 803228 | 1.80" | 0.95" | 0.28" | 2.91" | 2.567" | .102 | .237 |
| 2.500" | 14J34-40 | 14C34-40 | 14R02-40 | 802230 | 803230 | 1.91" | 0.95" | 0.28" | 3.08" | 2.817" | .111 | .269 |
| 3.000" | 14J34-48 | 14C34-48 | 14R02-48 | 802234 | 803234 | 2.18" | 0.99" | 0.28" | 3.74" | 3.317" | .174 | .429 |
| 3.500" | 14J34-56 | 14C34-56 | 14R02-56 | 802238 | 803238 | 2.44" | 0.99" | 0.28" | 4.24" | 3.828" | .201 | .502 |
| 4.000" | 14J34-64 | 14C34-64 | 14R02-64 | 802242 | 803242 | 2.68" | 0.99" | 0.25" | 4.84" | 4.337" | .226 | .568 |

NOTES: ASSEMBLY WEIGHTS DO NOT INCLUDE FLANGES AND SEALS. FLANGES ARE FOR USE ON TUBING APPLICATIONS. CALL FOR TECHNICAL DETAILS. SEE PAGE 29 FOR DESCRIPTION OF MATERIALS AND OTHER PRODUCT NOTES.

ALUMINUM QUICK DISCONNECT HOSE ENDS

Designed exclusively for use with the Clamshell Quick Disconnect Couplers **when assembled with stainless steel braided hose or XR-31 hose**. Double swivel feature allows for angular positioning after assembly. XRP Performance Hose Ends are designed with the aviation-style nipple and cutter design, to prevent blow off and leakage problems that can be encountered by other styles of hose ends when assembled with stainless steel braided hose. To many top race teams, no other style is acceptable. Manufactured from heat treated 2024-T851 aluminum per QQA-225/6 specs and 6061-T651 aluminum per QQA-225/8 specs, every XRP Performance Hose End is subjected to strict quality controls and is race-ready when it reaches our customers.

STRAIGHT



| PART NO. | SIZE |
|----------|-------------------------|
| 100006HC | 6 hose to 8 clamshell |
| 100008HC | 8 |
| 100010HC | 10 |
| 100012HC | 12 |
| 100016HC | 16 |
| 100020HC | 20 |
| 100025HC | 20 hose to 24 clamshell |

30°



| PART NO. | SIZE |
|---------------------|-------------------------|
| 203006HC | 6 hose to 8 clamshell |
| 203008HC | 8 |
| 203010HC | 10 |
| 203012HC | 12 |
| 203016HC | 16 |
| 103020HC non-swivel | 20 |
| 103025HC non-swivel | 20 hose to 24 clamshell |

45°



| PART NO. | SIZE |
|---------------------|-------------------------|
| 204506HC | 6 hose to 8 clamshell |
| 204508HC | 8 |
| 204510HC | 10 |
| 204512HC | 12 |
| 204516HC | 16 |
| 104520HC non-swivel | 20 |
| 104525HC non-swivel | 20 hose to 24 clamshell |

60°



| PART NO. | SIZE |
|---------------------|-------------------------|
| 206006HC | 6 hose to 8 clamshell |
| 206008HC | 8 |
| 206010HC | 10 |
| 206012HC | 12 |
| 206016HC | 16 |
| 106020HC non-swivel | 20 |
| 106025HC non-swivel | 20 hose to 24 clamshell |

90°



| PART NO. | SIZE |
|---------------------|-------------------------|
| 209006HC | 6 hose to 8 clamshell |
| 209008HC | 8 |
| 209010HC | 10 |
| 209012HC | 12 |
| 209016HC | 16 |
| 109020HC non-swivel | 20 |
| 109025HC non-swivel | 20 hose to 24 clamshell |

120°



| PART NO. | SIZE |
|---------------------|-------------------------|
| 212006HC | 6 hose to 8 clamshell |
| 212008HC | 8 |
| 212010HC | 10 |
| 212012HC | 12 |
| 212016HC | 16 |
| 112020HC non-swivel | 20 |
| 112025HC non-swivel | 20 hose to 24 clamshell |

150°



| PART NO. | SIZE |
|---------------------|-------------------------|
| 215006HC | 6 hose to 8 clamshell |
| 215008HC | 8 |
| 215010HC | 10 |
| 215012HC | 12 |
| 215016HC | 16 |
| 115020HC non-swivel | 20 |
| 115025HC non-swivel | 20 hose to 24 clamshell |

180°



| PART NO. | SIZE |
|---------------------|-------------------------|
| 218006HC | 6 hose to 8 clamshell |
| 218008HC | 8 |
| 218010HC | 10 |
| 218012HC | 12 |
| 218016HC | 16 |
| 118020HC non-swivel | 20 |
| 118025HC non-swivel | 20 hose to 24 clamshell |

Unique Spacer Adapts Our Dual O-Ring Hose Ends For Use On Single O-Ring Flange



| PART NO. | SIZE |
|----------|------|
| HCSP-08A | 8 |
| HCSP-10A | 10 |
| HCSP-12A | 12 |
| HCSP-16A | 16 |
| HCSP-20A | 20 |
| HCSP-24A | 24 |

ALUMINUM QUICK DISCONNECT HOSE ENDS

Designed exclusively for use with the Clamshell Quick Disconnect Couplers **when assembled with our HS-79 hose**. Crimp collars are sold separately. Crimp collars may be cut and removed. Fittings may be reused.

STRAIGHT



| PART NO. | SIZE |
|----------|-------------------------|
| 220006HC | 6 hose to 8 clamshell |
| 220008HC | 8 |
| 220010HC | 10 |
| 220012HC | 12 |
| 220016HC | 16 |
| 220020HC | 20 |
| 220025HC | 20 hose to 24 clamshell |

30°



| PART NO. | SIZE |
|----------|-------------------------|
| 223006HC | 6 hose to 8 clamshell |
| 223008HC | 8 |
| 223010HC | 10 |
| 223012HC | 12 |
| 223016HC | 16 |
| 223020HC | 20 |
| 223025HC | 20 hose to 24 clamshell |

45°



Forged ends available for 45°.

| PART NO. | SIZE |
|----------|-------------------------|
| 224506HC | 6 hose to 8 clamshell |
| 224508HC | 8 |
| 224510HC | 10 |
| 224512HC | 12 |
| 224516HC | 16 |
| 224520HC | 20 |
| 224525HC | 20 hose to 24 clamshell |

60°



| PART NO. | SIZE |
|----------|-------------------------|
| 226006HC | 6 hose to 8 clamshell |
| 226008HC | 8 |
| 226010HC | 10 |
| 226012HC | 12 |
| 226016HC | 16 |
| 226020HC | 20 |
| 226025HC | 20 hose to 24 clamshell |

90°



Forged ends available for 90°.

| PART NO. | SIZE |
|----------|-------------------------|
| 229006HC | 6 hose to 8 clamshell |
| 229008HC | 8 |
| 229010HC | 10 |
| 229012HC | 12 |
| 229016HC | 16 |
| 229020HC | 20 |
| 229025HC | 20 hose to 24 clamshell |

120°



| PART NO. | SIZE |
|----------|-------------------------|
| 221206HC | 6 hose to 8 clamshell |
| 221208HC | 8 |
| 221210HC | 10 |
| 221212HC | 12 |
| 221216HC | 16 |
| 221220HC | 20 |
| 221225HC | 20 hose to 24 clamshell |

150°



| PART NO. | SIZE |
|----------|-------------------------|
| 221506HC | 6 hose to 8 clamshell |
| 221508HC | 8 |
| 221510HC | 10 |
| 221512HC | 12 |
| 221516HC | 16 |
| 221520HC | 20 |
| 221525HC | 20 hose to 24 clamshell |

180°



| PART NO. | SIZE |
|----------|-------------------------|
| 221806HC | 6 hose to 8 clamshell |
| 221808HC | 8 |
| 221810HC | 10 |
| 221812HC | 12 |
| 221816HC | 16 |
| 221820HC | 20 |
| 221825HC | 20 hose to 24 clamshell |

CRIMP COLLARS FOR HS-79 & HS-79 WITH CSM SUPER NICKEL OR GOLD ALODINE



| HS-79 | | HS-79 w/ CSM | | SIZE |
|---------|--------------|--------------|--------------|------|
| GOLD | SUPER NICKEL | GOLD | SUPER NICKEL | |
| 2255-04 | 2255-04SN | 2270-04 | 2270-04SN | 4 |
| 2255-06 | 2255-06SN | 2270-06 | 2270-06SN | 6 |
| 2255-08 | 2255-08SN | 2270-08 | 2270-08SN | 8 |
| 2255-10 | 2255-10SN | 2270-10 | 2270-10SN | 10 |
| 2255-12 | 2255-12SN | 2270-12 | 2270-12SN | 12 |
| 2255-16 | 2255-16SN | 2270-16 | 2270-16SN | 16 |
| 2255-20 | 2255-20SN | 2270-20 | 2270-20SN | 20 |

NOTE: XRP HOSE ENDS ARE DESIGNED TO BE USED WITH XRP DUAL O-RING ADAPTERS AND FLANGES. OUR HCSP SPACERS, SHOWN ON THE PREVIOUS PAGE, ALLOWS XRP DUAL O-RING HOSE ENDS TO BE USED WITH SINGLE O-RING FLANGES

CLAMSHELL TO O-RING BOSS FITTINGS

CLAMSHELL TO O-RING BOSS FITTINGS - HIGH FLOW CONTOURED ORB



| CLAMSHELL SIZE | AN PORT ORB | STRAIGHT | LOW PROFILE NON-SWIVEL 45° | LOW PROFILE NON-SWIVEL 90° | FULL SWIVEL 45° | FULL SWIVEL 90° | FULL SWIVEL SWEEPED TUBE 45° | FULL SWIVEL SWEEPED TUBE 90° |
|----------------|-------------|----------|----------------------------|----------------------------|-----------------|-----------------|------------------------------|------------------------------|
| 8 | 6 | 980086HC | 984686HC | 989186HC | 964586HC | 969086HC | 954586HC | 959086HC |
| 8 | 8 | 980008HC | 984608HC | 989108HC | 964508HC | 969008HC | 954508HC | 959008HC |
| 8 | 10 | 980081HC | 984681HC | 989181HC | 964581HC | 969081HC | 954581HC | 959081HC |
| 10 | 8 | 980009HC | 984609HC | 989109HC | 964509HC | 969009HC | 954509HC | 959009HC |
| 10 | 10 | 980010HC | 984610HC | 989110HC | 964510HC | 969010HC | 954510HC | 959010HC |
| 10 | 12 | 980011HC | 984611HC | 989111HC | 964511HC | 969011HC | 954511HC | 959011HC |
| 12 | 10 | 980013HC | 984613HC | 989113HC | 964513HC | 969013HC | 954513HC | 959013HC |
| 12 | 12 | 980012HC | 984612HC | 989112HC | 964512HC | 969012HC | 954512HC | 959012HC |
| 16 | 12 | 980014HC | 984614HC | 989114HC | 964514HC | 969014HC | 954514HC | 959014HC |
| 16 | 16 | 980016HC | 984616HC | 989116HC | 964516HC | 969016HC | 954516HC | 959016HC |
| 16 | 20 | 980018HC | 984618HC | 989118HC | 964518HC | 969018HC | 954518HC | 959018HC |
| 20 | 20 | 980020HC | 984620HC | 989120HC | 964520HC | 969020HC | 954520HC | 959020HC |

FKM O-Rings included. NOTE: If using nitro-methane or alcohol, specify EPR O-Rings. Call for Technical Information.

ADAPTERS

CLAMSHELL TO MALE PIPE ADAPTERS



| CLAMSHELL SIZE | PIPE SIZE | STRAIGHT |
|----------------|-----------|----------|
| 8 | 1/4" | 981607HC |
| 8 | 3/8" | 981608HC |
| 8 | 1/2" | 981688HC |
| 8 | 3/4" | 981609HC |
| 10 | 3/8" | 981611HC |
| 10 | 1/2" | 981610HC |
| 10 | 3/4" | 981613HC |
| 12 | 1/2" | 981614HC |
| 12 | 3/4" | 981612HC |
| 12 | 1" | 981615HC |
| 16 | 3/4" | 981617HC |
| 16 | 1" | 981616HC |
| 20 | 1" | 981621HC |
| 20 | 1-1/4" | 981620HC |

WELD-ONS

6061-T6 ALUMINUM FLAT WELDS FOR TANK OR PLATE



| SIZE | FLAT WELD DOUBLE O-RING | FLAT WELD SINGLE O-RING |
|------|-------------------------|-------------------------|
| 8 | 997208HC | 997108HC |
| 10 | 997210HC | 997110HC |
| 12 | 997212HC | 997112HC |
| 16 | 997216HC | 997116HC |
| 20 | 997220HC | 997120HC |
| 24 | 997224HC | 997124HC |

FKM O-Rings included.
NOTE: If using nitro-methane or alcohol, specify EPR O-Rings. Call for Technical Information.

CAPS & PLUGS

CAP PLUG



| SIZE | CAP | PLUG |
|------|----------|----------|
| 8 | 992908HC | 980608HC |
| 10 | 992910HC | 980610HC |
| 12 | 992912HC | 980612HC |
| 16 | 992916HC | 980616HC |
| 20 | 992920HC | 980620HC |
| 24 | 992924HC | 980624HC |

FKM O-Rings included with plugs.
NOTE: If using nitro-methane or alcohol, specify EPR O-Rings. Call for Technical Information.

TUBING FLANGE WELD-ONS

For aluminum tubing applications: Use socket weld *only* if tubing is to be brazed. Use butt weld if tubing is to be welded. Socket welds have a counterbored area for tubing insertion. **For stainless steel tubing applications:** Either socket weld or butt weld styles may be used. If you have any questions, regarding your application, call for technical assistance. Tubing Flange Weld Ons listed below are aluminum. **To order them in Stainless Steel, change the first number to 5.** FKM O-Rings included. NOTE: If using nitro-methane or alcohol, specify EPR O-Rings. Call for Technical Information. NOTE: Our HCSP spacer fits inside a double O-ring cavity and allows it to be used with a single O-ring flange.

SOCKET WELD-ONS



BUTT WELD-ONS



SPACER




| SIZE TUBE O.D. | SLEEVE | DOUBLE O-RING | SINGLE O-RING | SIZE TUBE O.D. | SLEEVE | DOUBLE O-RING | SINGLE O-RING | SPACER |
|-------------------|-----------|------------------|------------------|-------------------|-------------|------------------|------------------|----------|
| 8 | 1005-08HC | 997208SWHC | 997108SWHC | 8 | 1005-08BWHC | 997208BWHC | 997108BWHC | HCSP-08A |
| 10 | 1005-10HC | 997210SWHC | 997110SWHC | 10 | 1005-10BWHC | 997210BWHC | 997110BWHC | HCSP-10A |
| 12 | 1005-12HC | 997212SWHC | 997112SWHC | 12 | 1005-12BWHC | 997212BWHC | 997112BWHC | HCSP-12A |
| 16 | 1005-16HC | 997216SWHC | 997116SWHC | 16 | 1005-16BWHC | 997216BWHC | 997116BWHC | HCSP-16A |
| 20 | 1005-20HC | 997220SWHC | 997120SWHC | 20 | 1005-20BWHC | 997220BWHC | 997120BWHC | HCSP-20A |
| 24 | 1005-24HC | 997224SWHC | 997124SWHC | 24 | 1005-24BWHC | 997224BWHC | 997124BWHC | HCSP-24A |
| 28 | 1005-28HC | 997228SWHC | 997128SWHC | 28 | 1005-28BWHC | 997228BWHC | 997128BWHC | -- |
| 32 | 1005-32HC | 997232SWHC | 997132SWHC | 32 | 1005-32BWHC | 997232BWHC | 997132BWHC | -- |
| 36 | 1005-36HC | 997236SWHC | 997136SWHC | 36 | 1005-36BWHC | 997236BWHC | 997136BWHC | -- |
| 40 | 1005-40HC | 997240SWHC | 997140SWHC | 40 | 1005-40BWHC | 997240BWHC | 997140BWHC | -- |
| 48 | 1005-48HC | 997248SWHC | 997148SWHC | 48 | 1005-48BWHC | 997248BWHC | 997148BWHC | -- |
| 56 | 1005-56HC | 997256SWHC | 997156SWHC | 56 | 1005-56BWHC | 997256BWHC | 997156BWHC | -- |
| 64 | 1005-64HC | 997264SWHC | 997164SWHC | 64 | 1005-64BWHC | 997264BWHC | 997164BWHC | -- |

• SLIP-ON HOSE CONNECTORS FOR USE WITH CLAMSHELL QUICK DISCONNECT COUPLERS



1 1/4" hose nipple. Double O-ring design for leak-proof sealing. Great for radiator hoses or breather blow down tubes. **Show above with our -20 Clamshell Quick Disconnect Coupling and Socket Welded Flange Adapter.** Other Flange Adapters also available.

SLIP-ON HOSE CONNECTOR 1-1/4".....PART NO. 230020HC



CLAMSHELL SPECIFICATIONS

1. Coupling assembly 14J34 is the **exactly the same** as 14J02 **except** 14J34 includes a nylon safety strap.
2. Consult the factory for pressure ratings for particular applications. Temperature rating -65°F to +450°F. Nylon safety strap will withstand maximum temperature rating of 400°F.
3. Coupling flanges and O-Ring seals are not furnished with coupling assemblies. O-Ring seal materials should be selected for fluid compatibility. Be sure to specify EPR for nitro-methane or alcohol.
4. MATERIALS AND FINISH FOR 14C02-(SIZE) A AND 14C34-(SIZE) A ARE AS FOLLOWS: Clamshell assembly is 2024-T6 or equivalent aluminum anodized and dyed magenta. Latch pawls, hinges, rivets, latch springs are 300 series stainless steel passivated. Bonding springs are beryllium copper wire tin coated. Safety Strap on 14C34-(SIZE) A is nylon.
5. MATERIALS AND FINISH FOR 14C02-(SIZE) C AND 14C34-(SIZE) C ARE AS FOLLOWS: Clamshell assembly is 300 series stainless steel passivated. Latch pawls, hinges, rivets, latch springs are 300 series stainless steel passivated. Bonding springs are beryllium copper wire tin coated. Safety Strap on 14C34-(SIZE) C is nylon.
6. MATERIALS AND FINISH FOR 14R02-(SIZE) A ARE AS FOLLOWS: 2024-T6 or equivalent aluminum anodized dichromate color.
7. MATERIALS AND FINISH FOR 14R02-(SIZE) C ARE AS FOLLOWS: 300 series stainless steel passivated.

• NHRA ACCEPTED AS MULTIPLE LATCH CONNECTOR FOR VENT AND BURN DOWN TUBES

POWER STEERING FITTINGS - Reusable Steel

These reusable steel fittings are ideal for high pressure power steering applications. NOTE: -8 and -10 hose ends have a dual 37°/45° seat and are interchangeable.

STRAIGHT S.A.E. 37° SEAT




| PART NO. | HOSE SIZE | THREAD SIZE |
|------------------|-----------|-----------------|
| 500006 37° Seat | 6 | 9/16"-18 Female |
| 500008 Dual Seat | 8 | 3/4"-16 Female |
| 500010 Dual Seat | 10 | 7/8"-14 Female |

45° S.A.E. 37° SEAT



| PART NO. | HOSE SIZE | THREAD SIZE |
|------------------|-----------|-----------------|
| 504506 37° Seat | 6 | 9/16"-18 Female |
| 504508 Dual Seat | 8 | 3/4"-16 Female |
| 504510 Dual Seat | 10 | 7/8"-14 Female |

90° S.A.E. 37° SEAT



| PART NO. | HOSE SIZE | THREAD SIZE |
|------------------|-----------|-----------------|
| 509006 37° Seat | 6 | 9/16"-18 Female |
| 509008 Dual Seat | 8 | 3/4"-16 Female |
| 509010 Dual Seat | 10 | 7/8"-14 Female |

STRAIGHT S.A.E. 45° SEAT



| PART NO. | HOSE SIZE | THREAD SIZE |
|------------------|-----------|----------------|
| 550006 45° Seat | 6 | 5/8"-18 Female |
| 500008 Dual Seat | 8 | 3/4"-16 Female |
| 500010 Dual Seat | 10 | 7/8"-14 Female |

45° S.A.E. 45° SEAT



| PART NO. | HOSE SIZE | THREAD SIZE |
|------------------|-----------|----------------|
| 554506 45° Seat | 6 | 5/8"-18 Female |
| 504508 Dual Seat | 8 | 3/4"-16 Female |
| 504510 Dual Seat | 10 | 7/8"-14 Female |

90° S.A.E. 45° SEAT



| PART NO. | HOSE SIZE | THREAD SIZE |
|------------------|-----------|----------------|
| 559006 45° Seat | 6 | 5/8"-18 Female |
| 509008 Dual Seat | 8 | 3/4"-16 Female |
| 509010 Dual Seat | 10 | 7/8"-14 Female |

STRAIGHT S.A.E. MALE INVERTED FLARE



| PART NO. | HOSE SIZE | THREAD SIZE |
|----------|-----------|---------------------|
| 560006 | 6 | 5/8"-18 (3/8" Tube) |
| 560008 | 8 | 3/4"-18 (1/2" Tube) |

45° S.A.E. MALE INVERTED FLARE



| PART NO. | HOSE SIZE | THREAD SIZE |
|----------|-----------|---------------------|
| 564506 | 6 | 5/8"-18 (3/8" Tube) |
| 569008 | 8 | 3/4"-18 (1/2" Tube) |


90° S.A.E. MALE INVERTED FLARE



| PART NO. | HOSE SIZE | THREAD SIZE |
|----------|-----------|---------------------|
| 569006 | 6 | 5/8"-18 (3/8" Tube) |
| 569008 | 8 | 3/4"-18 (1/2" Tube) |

XRP ADAPTER FITTINGS FOR POWER STEERING HOSE

STEEL INVERTED FLARE POWER STEERING ADAPTERS



BUMP TUBE ADAPTERS



| PART NO. | THREAD INV FLR | MALE JIC SIZE | THREAD | | | |
|----------|----------------|---------------|----------|--------|-----------|------|
| | | | ALUMINUM | STEEL | W/O-RING | SIZE |
| 790126 | 1/2"-20 | 6 | 791415 | 491415 | M14 x 1.5 | 6 |
| 790586 | 5/8"-18 | 6 | 791615 | 491615 | M16 x 1.5 | 6 |
| 791166 | 1 1/16"-18 | 6 | 791815 | 491815 | M18 x 1.5 | 6 |

POWER STEERING HOSE

Available in black or blue, this premium quality power steering hose is made of synthetic rubber tube, polyester inner braid with single wire braid reinforcement and polyester braid cover. Operating temperature is between -55°F and +300°F (except air +250°F). Suitable for many applications: air, gasoline, fuel and lubricants, over-the-wall air tools, etc.



| SIZE | BULK HOSE (SPECIFY LENGTH)* | |
|------|-----------------------------|--------|
| | Blue | Black |
| 6 | 510006 | 519006 |
| 8 | 510008 | 519008 |
| 10 | 510010 | 519010 |

*Bulk hose lengths may be slightly over or slightly under the length specified. See bulk hose shipping length patterns on our price sheet or on page 97 of this catalog.

TECHNICAL SPECIFICATIONS

-55°F to +300°F (except air +250°F)

| SIZE | HOSE I.D. | HOSE O.D. | MAX OPERATING PRESSURE | BURST PRESSURE | WEIGHT LBS./FOOT | MINIMUM BEND RADIUS (INCHES) |
|------|-----------|-----------|------------------------|----------------|------------------|------------------------------|
| 6 | .31" | .67" | 2250 PSI | 9,000 PSI | .23 | 4.00" |
| 8 | .41" | .77" | 2000 PSI | 8,000 PSI | .26 | 4.62" |
| 10 | .50" | .92" | 1750 PSI | 7,000 PSI | .37 | 5.50" |

ALUMINUM ADAPTER FITTINGS

XRP offers the industry's most extensive inventory of popular adapter fittings for race cars, street performance vehicles and watercraft. All male flare adapters are JIC 37°. Most adapter fittings are also available in both **steel** and **stainless**. To order **steel** - change the first digit of the part number from a "9" to a "4" EXAMPLE: 981606 changes to 481606. To order **stainless** - change the first digit of the part number from a "9" to a "5" EXAMPLE: 981606 changes to 581606. Call for pricing and availability.



| SIZE | FLARE BULKHEAD | | FLARE PLUG | | STRAIGHT THREAD PORT PLUG | | INTERNAL HEX | MALE FLARE UNION | | |
|------|----------------|--------|--------------|----------|---------------------------|----------|--------------|------------------|--------------|----------|
| | TEE ON RUN | RED | SUPER NICKEL | BLACK | BLUE | BLACK | PORT PLUG | BLUE | SUPER NICKEL | BLACK |
| 3 | 980403 | 980603 | 980603SN | 980603BB | 981403 | 981403BB | IHP003 | 981503 | 981503SN | 981503BB |
| 4 | 980404 | 980604 | 980604SN | 980604BB | 981404 | 981404BB | IHP004 | 981504 | 981504SN | 981504BB |
| 6 | 980406 | 980606 | 980606SN | 980606BB | 981406 | 981406BB | IHP006 | 981506 | 981506SN | 981506BB |
| 8 | 980408 | 980608 | 980608SN | 980608BB | 981408 | 981408BB | IHP008 | 981508 | 981508SN | 981508BB |
| 10 | 980410 | 980610 | 980610SN | 980610BB | 981410 | 981410BB | IHP010 | 981510 | 981510SN | 981510BB |
| 12 | 980412 | 980612 | 980612SN | 980612BB | 981412 | 981412BB | IHP012 | 981512 | 981512SN | 981512BB |
| 16 | 980416 | 980616 | 980616SN | 980616BB | 981416 | 981416BB | IHP016 | 981516 | 981516SN | 981516BB |
| 20 | 980420 | 980620 | 980620SN | 980620BB | 981420 | 981420BB | IHP020 | 981520 | 981520SN | 981520BB |



| SIZE | TUBE NUT | | | TUBE SIZE | TUBE SLEEVE | | | 90° FLARE UNION | | |
|------|----------|--------------|----------|-----------|-------------|--------------|----------|-----------------|--------------|----------|
| | BLUE | SUPER NICKEL | BLACK | | BLUE | SUPER NICKEL | BLACK | BLUE | SUPER NICKEL | BLACK |
| 3 | 981803 | 981803SN | 981803BB | 3/16" | 981903 | 981903SN | 981903BB | 982103 | 982103SN | 982103BB |
| 4 | 981804 | 981804SN | 981804BB | 1/4" | 981904 | 981904SN | 981904BB | 982104 | 982104SN | 982104BB |
| 5 | 981805 | 981805SN | 981805BB | 5/16" | 981905 | 981905SN | 981905BB | -- | -- | -- |
| 6 | 981806 | 981806SN | 981806BB | 3/8" | 981906 | 981906SN | 981906BB | 982106 | 982106SN | 982106BB |
| 8 | 981808 | 981808SN | 981808BB | 1/2" | 981908 | 981908SN | 981908BB | 982108 | 982108SN | 982108BB |
| 10 | 981810 | 981810SN | 981810BB | 5/8" | 981910 | 981910SN | 981910BB | 982110 | 982110SN | 982110BB |
| 12 | 981812 | 981812SN | 981812BB | 3/4" | 981912 | 981912SN | 981912BB | 982112 | 982112SN | 982112BB |
| 16 | 981816 | 981816SN | 981816BB | 1" | 981916 | 981916SN | 981916BB | 982116 | 982116SN | 982116BB |
| 20 | 981820 | 981820SN | 981820BB | 1-1/4" | 981920 | 981920SN | 981920BB | 982120 | 982120SN | 982120BB |



| SIZE | FLARED TEES | | | PIPE SIZE | MALE BRANCH TEE | | | PIPE SIZE | MALE RUN TEE | | |
|------|-------------|--------------|----------|-----------|-----------------|--------------|----------|-----------|--------------|--------------|----------|
| | BLUE | SUPER NICKEL | BLACK | | BLUE | SUPER NICKEL | BLACK | | BLUE | SUPER NICKEL | BLACK |
| 3 | 982403 | 982403SN | 982403BB | 1/8" | 982503 | 982503SN | 982503BB | 1/8" | 982603 | 982603SN | 982603BB |
| 4 | 982404 | 982404SN | 982404BB | 1/8" | 982504 | 982504SN | 982504BB | 1/8" | 982604 | 982604SN | 982604BB |
| 6 | 982406 | 982406SN | 982406BB | 1/4" | 982506 | 982506SN | 982506BB | 1/4" | 982606 | 982606SN | 982606BB |
| 8 | 982408 | 982408SN | 982408BB | 3/8" | 982508 | 982508SN | 982508BB | 3/8" | 982608 | 982608SN | 982608BB |
| 10 | 982410 | 982410SN | 982410BB | 1/2" | 982510 | 982510SN | 982510BB | 1/2" | 982610 | 982610SN | 982610BB |
| 12 | 982412 | 982412SN | 982412BB | 3/4" | 982512 | 982512SN | 982512BB | 3/4" | 982612 | 982612SN | 982612BB |
| 16 | 982416 | 982416SN | 982416BB | 1" | 982516 | 982516SN | 982516BB | 1" | 982616 | 982616SN | 982616BB |
| 20 | 982420 | 982420SN | 982420BB | 1-1/4" | 982520 | 982520SN | 982520BB | 1-1/4" | 982620 | 982620SN | 982620BB |

*SEE PAGE 60 FOR MORE TUBE NUTS AND TUBE SLEEVES FOR NITROUS USE.

ALUMINUM ADAPTER FITTINGS CONTINUED



| SIZE | FLARE BULKHEADS | | | 90° FLARE BULKHEAD | FLARE BULKHEAD TEE | 45° FLARE BULKHEAD |
|------|-----------------|--------------|----------|--------------------|--------------------|--------------------|
| | BLUE | SUPER NICKEL | BLACK | | | |
| 3 | 983203 | 983203SN | 983203BB | 983303 | 983403 | 983703 |
| 4 | 983204 | 983204SN | 983204BB | 983304 | 983404 | 983704 |
| 6 | 983206 | 983206SN | 983206BB | 983306 | 983406 | 983706 |
| 8 | 983208 | 983208SN | 983208BB | 983308 | 983408 | 983708 |
| 10 | 983210 | 983210SN | 983210BB | 983310 | 983410 | 983710 |
| 12 | 983212* | 983212SN | 983212BB | 983312 | 983412 | 983712 |
| 16 | 983216* | 983216SN | 983216BB | 983316 | 983416 | 983716 |
| 20 | 983220 | 983220SN | 983220BB | 983320 | 983420 | 983720 |

*Special -16 bulkhead to -12 AN flare also available, order 983217.

MALE FLARE TO NPT PIPE ADAPTERS



| FLARE SIZE | PIPE SIZE | STRAIGHTS | | | 90° | | | 45° | | |
|------------|-----------|-----------|--------------|----------|--------|--------------|----------|--------|--------------|----------|
| | | BLUE | SUPER NICKEL | BLACK | BLUE | SUPER NICKEL | BLACK | BLUE | SUPER NICKEL | BLACK |
| 3 | 1/8" | 981603 | 981603SN | 981603BB | 982203 | 982203SN | 982203BB | 982303 | 982303SN | 982303BB |
| 3 | 1/4" | 981634 | 981634SN | 981634BB | 982234 | 982234SN | 982234BB | 982334 | 982334SN | 982334BB |
| 3 | 3/8" | 981636 | 981636SN | 981636BB | 982236 | 982236SN | 982236BB | 982336 | 982336SN | 982336BB |
| 4 | 1/8" | 981604 | 981604SN | 981604BB | 982204 | 982204SN | 982204BB | 982304 | 982304SN | 982304BB |
| 4 | 1/4" | 981644 | 981644SN | 981644BB | 982244 | 982244SN | 982244BB | 982344 | 982344SN | 982344BB |
| 4 | 3/8" | 981646 | 981646SN | 981646BB | 982246 | 982246SN | 982246BB | 982346 | 982346SN | 982346BB |
| 6 | 1/8" | 981662 | 981662SN | 981662BB | 982262 | 982262SN | 982262BB | 982362 | 982362SN | 982362BB |
| 6 | 1/4" | 981606 | 981606SN | 981606BB | 982206 | 982206SN | 982206BB | 982306 | 982306SN | 982306BB |
| 6 | 3/8" | 981666 | 981666SN | 981666BB | 982266 | 982266SN | 982266BB | 982366 | 982366SN | 982366BB |
| 6 | 1/2" | 981668 | 981668SN | 981668BB | 982268 | 982268SN | 982268BB | 982368 | 982368SN | 982368BB |
| 8 | 1/4" | 981607 | 981607SN | 981607BB | 982207 | 982207SN | 982207BB | 982307 | 982307SN | 982307BB |
| 8 | 3/8" | 981608 | 981608SN | 981608BB | 982208 | 982208SN | 982208BB | 982308 | 982308SN | 982308BB |
| 8 | 1/2" | 981688 | 981688SN | 981688BB | 982288 | 982288SN | 982288BB | 982388 | 982388SN | 982388BB |
| 8 | 3/4" | 981609 | 981609SN | 981609BB | 982209 | 982209SN | 982209BB | 982309 | 982309SN | 982309BB |
| 10 | 1/4" | 981699 | -- | -- | -- | -- | -- | -- | -- | -- |
| 10 | 3/8" | 981611 | 981611SN | 981611BB | 982211 | 982211SN | 982211BB | 982311 | 982311SN | 982311BB |
| 10 | 1/2" | 981610 | 981610SN | 981610BB | 982210 | 982210SN | 982210BB | 982310 | 982310SN | 982310BB |
| 10 | 3/4" | 981613 | 981613SN | 981613BB | 982213 | 982213SN | 982213BB | 982313 | 982313SN | 982313BB |
| 12 | 1/2" | 981614 | 981614SN | 981614BB | 982214 | 982214SN | 982214BB | 982314 | 982314SN | 982314BB |
| 12 | 3/4" | 981612 | 981612SN | 981612BB | 982212 | 982212SN | 982212BB | 982312 | 982312SN | 982312BB |
| 12 | 1" | 981615 | 981615SN | 981615BB | 982215 | 982215SN | 982215BB | 982315 | 982315SN | 982315BB |
| 16 | 3/4" | 981617 | 981617SN | 981617BB | 982217 | 982217SN | 982217BB | 982317 | 982317SN | 982317BB |
| 16 | 1" | 981616 | 981616SN | 981616BB | 982216 | 982216SN | 982216BB | 982316 | 982316SN | 982316BB |
| 20 | 1" | 981621 | 981621SN | 981621BB | 982221 | 982221SN | 982221BB | 982321 | 982321SN | 982321BB |
| 20 | 1-1/4" | 981620 | 981620SN | 981620BB | 982220 | 982220SN | 982220BB | 982320 | 982320SN | 982320BB |

Extra long pipe adapters available. See page 39.

ALUMINUM ADAPTER FITTINGS

All male flare adapters are JIC 37°. Most adapter fittings are also available in **steel** and **stainless**. Some are available in black, to coordinate with Ti-Tech hose ends with the look of titanium and our new XR-31 hose. To order **steel** - change the first digit of the part number from a "9" to a "4" EXAMPLE: 981606 changes to 481606. To order **stainless** - change the first digit of the part number from a "9" to a "5" EXAMPLE: 981606 changes to 581606. Call for pricing and availability.

910



PIPE SIZE FEMALE PIPE COUPLING

| | |
|--------|--------|
| 1/8" | 991001 |
| 1/4" | 991002 |
| 3/8" | 991003 |
| 1/2" | 991004 |
| 3/4" | 991006 |
| 1" | 991007 |
| 1-1/4" | 991008 |

911



FEMALE PIPE NIPPLE

| |
|--------|
| 991101 |
| 991102 |
| 991103 |
| 991104 |
| 991106 |
| 991107 |
| 991108 |

917



FEMALE PIPE TEE

| |
|--------|
| 991701 |
| 991702 |
| 991703 |
| 991704 |
| 991706 |
| 991707 |
| 991708 |

912



PIPE BUSHING REDUCER MALE TO FEMALE

| | |
|--------|-----------|
| 991201 | 1/4" 1/8" |
| 991202 | 3/8" 1/4" |
| 991203 | 3/8" 1/8" |
| 991204 | 1/2" 3/8" |
| 991205 | 1/2" 1/4" |
| 991206 | 1/2" 1/8" |
| 991207 | 3/4" 1/2" |
| 991208 | 3/4" 3/8" |
| 991209 | 3/4" 1/4" |
| 991210 | 1" 3/4" |
| 991211 | 1" 1/2" |
| 991212 | 1" 3/8" |

919



FLARE REDUCER SIZE

| | |
|--------|----------|
| 991902 | 4 to 3 |
| 991903 | 4 to 5 |
| 991904 | 5 to 3 |
| 991905 | 6 to 3 |
| 991906 | 6 to 4 |
| 991907 | 6 to 5 |
| 991908 | 8 to 4 |
| 991909 | 8 to 3 |
| 991911 | 8 to 5 |
| 991912 | 8 to 6 |
| 991913 | 10 to 4 |
| 991914 | 10 to 6 |
| 991915 | 10 to 8 |
| 991916 | 12 to 4 |
| 991918 | 12 to 6 |
| 991919 | 12 to 8 |
| 991920 | 12 to 10 |
| 991929 | 16 to 8 |
| 991922 | 16 to 10 |
| 991923 | 16 to 12 |
| 991925 | 20 to 12 |
| 991926 | 20 to 16 |


932



PIPE SIZE ALLEN SOCKET PLUG BLUE BLACK

| | | |
|--------|--------|----------|
| 1/16" | 993201 | 993201BB |
| 1/8" | 993202 | 993202BB |
| 1/4" | 993203 | 993203BB |
| 3/8" | 993204 | 993204BB |
| 1/2" | 993205 | 993205BB |
| 3/4" | 993206 | 993206BB |
| 1" | 993207 | 993207BB |
| 1-1/4" | 993208 | 993208BB |

924



BULKHEAD NUTS BLUE SUPER NICKEL BLACK

| | | | |
|----|--------|----------|----------|
| 3 | 992403 | 992403SN | 992403BB |
| 4 | 992404 | 992404SN | 992404BB |
| 6 | 992406 | 992406SN | 992406BB |
| 8 | 992408 | 992408SN | 992408BB |
| 10 | 992410 | 992410SN | 992410BB |
| 12 | 992412 | 992412SN | 992412BB |
| 16 | 992416 | 992416SN | 992416BB |
| 20 | 992420 | 992420SN | 992420BB |

929



37° FLARE CAP FEMALE BLUE SUPER NICKEL BLACK

| | | |
|--------|----------|----------|
| 992903 | 992903SN | 992903BB |
| 992904 | 992904SN | 992904BB |
| 992906 | 992906SN | 992906BB |
| 992908 | 992908SN | 992908BB |
| 992910 | 992910SN | 992910BB |
| 992912 | 992912SN | 992912BB |
| 992916 | 992916SN | 992916BB |
| 992920 | 992920SN | 992920BB |

938



FEMALE STRT THREAD AN TEE O-RING BOSS

| |
|--------|
| 993803 |
| 993804 |
| 993806 |
| 993808 |
| 993810 |
| 993812 |
| 993816 |
| 993820 |

ALUMINUM ADAPTER FITTINGS CONTINUED

PIPE ADAPTERS

FEMALE TO MALE AND FEMALE TO FEMALE



| PIPE SIZE | 45° ELBOW | 90° ELBOW | 90° ELBOW FEM/FEM |
|-----------|-----------|-----------|-------------------|
| 1/8" | 991501 | 991401 | 991601 |
| 1/4" | 991502 | 991402 | 991602 |
| 3/8" | 991503 | 991403 | 991603 |
| 1/2" | 991504 | 991404 | 991604 |

FEMALE TO MALE FLARE EXPANDERS

2-piece expander. Nut swivels and seals on flare.



| PART NO. | FEMALE TO MALE |
|----------------|----------------|
| 995104 (Steel) | 3 to 4 |
| 995106 | 4 to 6 |
| 995108 | 6 to 8 |
| 995110 | 8 to 10 |
| 995112 | 10 to 12 |
| 995116 | 12 to 16 |
| 995120 | 16 to 20 |

951 Series - Female side seals internally. **No O-ring necessary.**

FEMALE TO MALE FLARE REDUCERS

1-piece reducer. Nut seals on O-ring.



2-piece reducer. Nut swivels and seals on flare.



| O-RING SEAL REDUCER (894) | FLARE SEAL REDUCER (950) | FEMALE TO MALE |
|---------------------------|--------------------------|----------------|
| 989404 | 995004 (Steel) | 4 to 3 |
| 989406 | 995006 | 6 to 4 |
| -- | 995007 | 8 to 4 |
| 989408 | 995008 | 8 to 6 |
| 989410 | 995010 | 10 to 6 |
| 989411 | 995011 | 10 to 8 |
| 989412 | 995012 | 12 to 8 |
| 989413 | 995013 | 12 to 10 |
| 989416 | 995016 | 16 to 10 |
| 989417 | 995017 | 16 to 12 |
| 989420 | 995020 | 20 to 16 |

894 Series - Female side seals against o-ring and flange on mating male fitting. 950 Series - Female side seals internally. **No O-ring necessary.**

6061-T6 WELD ON'S

871



971



967



968



| SIZE | ORB WELD BUNG | 37° MALE WELD BUNG | PIPE SIZE | FEMALE PIPE RAISED SURFACE FIT | FEMALE PIPE RECESSED FLANGE FIT |
|------|---------------|--------------------|-----------|--------------------------------|---------------------------------|
| 4 | 987104 | 997104 | 1/8" | 996701 | 996801 |
| 6 | 987106 | 997106 | 1/4" | 996702 | 996802 |
| 8 | 987108 | 997108 | 3/8" | 996703 | 996803 |
| 10 | 987110 | 997110 | 1/2" | 996704 | 996804 |
| 12 | 987112 | 997112 | 3/4" | 996706 | 996806 |
| 16 | 987116 | 997116 | 1" | 996708 | 996808 |
| 20 | 987120 | 997120 | 1-1/4" | 996710 | 996810 |

METRIC THREAD TO AN ADAPTERS



Crush washer included.

| PART NO. | AN FLARE | THREAD SIZE |
|----------|----------|-----------------|
| 870804 | 4 | 8mm M8 x 1.0 |
| 871014 | 4 | 10mm M10 x 1.25 |
| 871004 | 4 | 10mm M10 x 1.5 |
| 871204 | 4 | 12mm M12 x 1.5 |
| 871404 | 4 | 14mm M14 x 1.5 |
| 871016 | 6 | 10mm M10 x 1.25 |
| 871006 | 6 | 10mm M10 x 1.5 |
| 871206 | 6 | 12mm M12 x 1.5 |
| 871406 | 6 | 14mm M14 x 1.5 |
| 871606 | 6 | 16mm M16 x 1.5 |
| 871208 | 8 | 12mm M12 x 1.5 |
| 871408 | 8 | 14mm M14 x 1.5 |
| 871608 | 8 | 16mm M16 x 1.5 |
| 871808 | 8 | 18mm M18 x 1.5 |
| 871410 | 10 | 14mm M14 x 1.5 |
| 871610 | 10 | 16mm M16 x 1.5 |
| 871810 | 10 | 18mm M18 x 1.5 |
| 872010 | 10 | 20mm M20 x 1.5 |
| 871412 | 12 | 14mm M14 x 1.5 |
| 871612 | 12 | 16mm M16 x 1.5 |
| 871812 | 12 | 18mm M18 x 1.5 |
| 872012 | 12 | 20mm M20 x 1.5 |
| 873012 | 12 | 30mm M30 x 1.5 |
| 871616 | 16 | 16mm M16 x 1.5 |
| 871816 | 16 | 18mm M18 x 1.5 |
| 872016 | 16 | 20mm M20 x 1.5 |
| 873016 | 16 | 30mm M30 x 1.5 |

METRIC CRUSH WASHERS




| PART NO. | I.D. X O.D. X THICKNESS | PART NO. | I.D. X O.D. X THICKNESS |
|----------|-------------------------|----------|-------------------------|
| 89081410 | 8mm x 14mm x 1.0mm | 89162215 | 16mm x 22mm x 1.5mm |
| 89101610 | 10mm x 16mm x 1.0mm | 89182415 | 18mm x 24mm x 1.5mm |
| 89121815 | 12mm x 18mm x 1.5mm | 89202615 | 20mm x 26mm x 1.5mm |
| 89142015 | 14mm x 20mm x 1.5mm | 89303820 | 30mm x 38mm x 2.0mm |

TUBE ADAPTERS

XRP offers two series of aluminum NPT pipe to tube adapters that allow for a quick and inexpensive way to connect tubing to hose with an easy to use hose clamp in very low pressure applications. The 840 Series is designed for use with hose or tubing with full fractional inside diameter. The 850 Series is specially designed for use with the reduced inside diameter of Stainless Steel CPE Race Hose or XR-31 Hose. They are easy to install. No more struggling with the industry standard larger sized adapters. Use them with our Hose Finishers (page 14) for a professional looking job where the visibility of a hose clamp needs to be minimized.

Assembly with Hose Finishers



840 SERIES ALUMINUM PIPE TO TUBE ADAPTERS FOR FULL BORE HOSE OR TUBING




| STRAIGHT | 45° | 90° | SIZE | PIPE | HOSE ID |
|----------|--------|--------|------|------|---------|
| 984004 | 984404 | 984204 | 4 | 1/8" | 1/4" |
| 984006 | 984406 | 984206 | 6 | 1/4" | 3/8" |
| 984008 | 984408 | 984208 | 8 | 3/8" | 1/2" |
| 984010 | 984410 | 984210 | 10 | 1/2" | 5/8" |
| 984012 | 984412 | 984212 | 12 | 3/4" | 3/4" |
| 984016 | 984416 | 984216 | 16 | 3/4" | 1" |
| 984017 | 984417 | 984217 | 16 | 1" | 1" |

850 SERIES ALUMINUM PIPE TO TUBE ADAPTERS FOR STAINLESS STEEL RACE HOSE OR XR-31 HOSE



| STRAIGHT | 45° | 90° | SIZE | PIPE | HOSE ID |
|----------|--------|--------|------|------|---------|
| 985004 | 985404 | 985204 | 4 | 1/8" | 7/32" |
| 985006 | 985406 | 985206 | 6 | 1/4" | 11/32" |
| 985008 | 985408 | 985208 | 8 | 3/8" | 7/16" |
| 985010 | 985410 | 985210 | 10 | 1/2" | 9/16" |
| 985012 | 985412 | 985212 | 12 | 3/4" | 11/16" |
| 985016 | 985416 | 985216 | 16 | 3/4" | 7/8" |
| 985017 | 985417 | 985217 | 16 | 1" | 7/8" |

ALUMINUM TUBING ADAPTERS



| PART NO. | A FITTING SIZE | B TUBE SIZE |
|----------|----------------|-------------|
| 992005 | -6 AN Male | 5/16" |
| 992006 | -6 AN Male | 3/8" |
| 992008 | -8 AN Male | 1/2" |
| 992010 | -10 AN Male | 5/8" |
| 992012 | -12 AN Male | 3/4" |
| 992105 | -6 AN Female | 5/16" |
| 992106 | -6 AN Female | 3/8" |
| 992108 | -8 AN Female | 1/2" |
| 992110 | -10 AN Female | 5/8" |
| 992112 | -12 AN Female | 3/4" |

BRASS REPLACEMENT SLEEVES FOR ALUMINUM TUBING ADAPTERS




| PART NO. | TUBE SIZE |
|---------------------|-----------|
| 600605 (packs of 5) | 5/16" |
| 600606 (packs of 5) | 3/8" |
| 600608 (packs of 5) | 1/2" |
| 600610 (packs of 5) | 5/8" |
| 600612 (packs of 5) | 3/4" |

50 PSI MAXIMUM. CALL FOR INCREASED PRESSURE INFORMATION.

O-RING BOSS FITTINGS

All XRP O-ring boss hose ends are designed with contoured entrances for improved flow. We offer ORB fittings for use with either our Stainless Steel Braided CPE Hose, XR-31 Hose or our HS-79 Ultra Flexible PTFE Hose. Some ORB fittings are available with full swivel capacity for the ultimate in adjustability. Easy to install, these versatile fittings work for a variety of applications. Available in wide selection of sizes and bends.

FULL SWIVEL BENT TUBE TO O-RING BOSS FOR USE WITH BRAIDED STAINLESS STEEL CPE HOSE OR XR-31 HOSE




| SIZE | BEND | PART NO. |
|------|------|-----------|
| 10 | 30° | 2030100RB |
| 12 | 30° | 2030120RB |
| 10 | 45° | 2045100RB |
| 12 | 45° | 2045120RB |
| 10 | 60° | 2060100RB |
| 12 | 60° | 2060120RB |
| 10 | 90° | 2090100RB |
| 12 | 90° | 2090120RB |
| 10 | 120° | 2120100RB |
| 12 | 120° | 2120120RB |
| 10 | 150° | 2150100RB |
| 12 | 150° | 2150120RB |
| 10 | 180° | 2180100RB |
| 12 | 180° | 2180120RB |

FULL SWIVEL BENT TUBE TO O-RING BOSS FOR USE WITH HS-79 SMOOTH BORE PTFE HOSE



| SIZE | BEND | PART NO. |
|------|------|-----------|
| 10 | 30° | 2230100RB |
| 12 | 30° | 2230120RB |
| 10 | 45° | 2245100RB |
| 12 | 45° | 2245120RB |
| 10 | 60° | 2260100RB |
| 12 | 60° | 2260120RB |
| 10 | 90° | 2290100RB |
| 12 | 90° | 2290120RB |
| 10 | 120° | 2212100RB |
| 12 | 120° | 2212120RB |
| 10 | 150° | 2215100RB |
| 12 | 150° | 2215120RB |
| 10 | 180° | 2218100RB |
| 12 | 180° | 2218120RB |

FULL SWIVEL MALE FLARE TO O-RING BOSS FITTINGS



| SIZE | 45° | | 90° | |
|------|--------|--------|-----------|-----------|
| | FORGED | FORGED | BENT TUBE | BENT TUBE |
| 6 | 964506 | 969006 | 954506 | 959006 |
| 8 | 964508 | 969008 | 954508 | 959008 |
| 10 | 964510 | 969010 | 954510 | 959010 |
| 12 | 964512 | 969012 | 954512 | 959012 |
| 16 | 964516 | 969016 | 954516 | 959016 |

FULL SWIVEL FEMALE FLARE TO O-RING BOSS



| SIZE | 45° FORGED | 90° FORGED |
|------|------------|------------|
| 6 | 974506 | 979006 |
| 8 | 974508 | 979008 |
| 10 | 974510 | 979010 |
| 12 | 974512 | 979012 |
| 16 | 974516 | 979016 |

O-RING BOSS FITTINGS CONTINUED

NON-SWIVEL 9800 SERIES MALE AN FLARE TO MALE O-RING BOSS



| STRAIGHT | 45° | 90° | MALE AN FLARE | AN PORT ORB |
|----------|--------|--------|---------------|-------------|
| 980003 | 984503 | 989003 | 3 | 3 |
| 980043 | -- | -- | 4 | 3 |
| 980004 | 984504 | 989004 | 4 | 4 |
| 980046 | 984546 | 989046 | 4 | 6 |
| 980048 | -- | -- | 4 | 8 |
| 980041 | -- | -- | 4 | 10 |
| 980064 | 984564 | 989064 | 6 | 4 |
| 980065 | 984565 | 989065 | 6 | 5 |
| 980006 | 984506 | 989006 | 6 | 6 |
| 980068 | 984568 | 989068 | 6 | 8 |
| 980061 | -- | -- | 6 | 10 |
| 980086 | 984586 | 989086 | 8 | 6 |
| 980008 | 984508 | 989008 | 8 | 8 |
| 980081 | 984581 | 989081 | 8 | 10 |
| 980812 | -- | -- | 8 | 12 |
| 980106 | -- | -- | 10 | 6 |
| 980009 | 984509 | 989009 | 10 | 8 |
| 980010 | 984510 | 989010 | 10 | 10 |
| 980011 | 984511 | 989011 | 10 | 12 |
| 980116 | -- | -- | 10 | 16 |
| 980128 | -- | -- | 12 | 8 |
| 980013 | 984513 | 989013 | 12 | 10 |
| 980012 | 984512 | 989012 | 12 | 12 |
| 980015 | 984515 | 989015 | 12 | 16 |
| 980019 | -- | -- | 12 | 20 |
| 980014 | 984514 | 989014 | 16 | 12 |
| 980016 | 984516 | 989016 | 16 | 16 |
| 980018 | 984518 | 989018 | 16 | 20 |
| 980021 | -- | -- | 20 | 16 |
| 980020 | 984520 | 989020 | 20 | 20 |
| 980025 | -- | -- | 20 | 24 |
| 980024 | -- | -- | 24 | 24 |

9700 SERIES SWIVEL DESIGN FEMALE AN FLARE TO MALE O-RING BOSS



| PART NO. | FEMALE AN FLARE | MALE ORB |
|----------|-----------------|----------|
| 970006 | 6 | 6 |
| 970068 | 6 | 8 |
| 970007 | 8 | 6 |
| 970008 | 8 | 8 |
| 970081 | 8 | 10 |
| 970009 | 10 | 8 |
| 970010 | 10 | 10 |
| 970011 | 10 | 12 |
| 970013 | 12 | 10 |
| 970012 | 12 | 12 |

9900 SERIES CONNECTOR MALE O-RING BOSS TO MALE O-RING BOSS



| BLACK | PURPLE | MALE ORB | MALE ORB |
|--------|----------|----------|----------|
| 990008 | 990008PP | 8 | 8 |
| 990010 | 990010PP | 10 | 10 |
| 990012 | 990012PP | 12 | 12 |
| 990009 | 990009PP | 10 | 8 |

MALE O-RING BOSS TO MALE NPT



| BLACK | MALE ORB | MALE NPT |
|--------|----------|----------|
| 990610 | 10 | 3/8" |
| 990810 | 10 | 1/2" |



MALE TEE WITH SWIVEL ORB ON THE BRANCH



| SIZE | PART NO. |
|------|-----------|
| 6 | 900206ORB |
| 8 | 900208ORB |
| 10 | 900210ORB |
| 12 | 900212ORB |

ULTRA LOW PROFILE O-RING BOSS FITTING

For any application with limited chassis to engine clearance. Shown below left on an oil pan. Features include: ultra low profile design, contoured entrances for improved flow characteristics and high volume delivery, eliminates the need for banjo fittings which can restrict flow. Use with any popular race hose with 37° seats. Great for dry sump applications!



| PART NO. | MALE AN FLARE | MALE ORB | A | B |
|----------|---------------|----------|----------|--------|
| 989104 | 4 | 4 | 9/16" | 1/2" |
| 989106 | 6 | 6 | 7/8" | 5/8" |
| 989108 | 8 | 8 | 1-1/16" | 3/4" |
| 989110 | 10 | 10 | 1-1/4" | 7/8" |
| 989112 | 12 | 12 | 1-3/8" | 15/16" |
| 989116 | 16 | 16 | 1-5/8" | 1" |
| 989120 | 20 | 20 | 1-15/16" | 1 1/8" |

DRY SUMP ACCESSORIES

XRP has a variety of fittings, adapters and hoses to suit the needs of modern dry sump systems with vacuum applications. Some of the most popular are shown below. Call for additional parts and information.

EXTENDED OIL INLET MALE FLARE TO 1/2" NPT LONG OR SHORT



LONG STEEL ALUMINUM

| | | |
|----|---------------|---------------|
| 10 | 488810 (4.4") | 988810 (4.4") |
| 12 | 488812 (4.5") | 988812 (4.5") |

SHORT STEEL ALUMINUM

| | | |
|----|---------------|---------------|
| 10 | 488910 (3.1") | 988910 (3.1") |
| 12 | 488912 (3.2") | 988912 (3.2") |

OIL GALLEY MANIFOLD MALE FLARE WITH 1/8" FEMALE NPT'S*



STEEL ALUMINUM

| | | |
|----|----------------|----------------|
| 10 | 487810 (3.50") | 987810 (3.50") |
| 12 | 487812 (3.75") | 987812 (3.75") |

*Take off for valve cover spray bars.

SPACE SAVER DRY SUMP SCAVENGE FILTERS


These cleverly-engineered assemblies are compact, light, effective and easy to install and service. 16 mesh screen included. Ideal for quick pit stops. SEE PAGE 47 FOR FULL LISTINGS. Also available with quick disconnect ends and clamshell body.



THREADED BODY & AN ENDS

| SIZE | PART NUMBER | Diameter & Length (inches) |
|------|-------------|----------------------------|
| 8 | 704108 | 1.115" x 4.8" |
| 10 | 704110 | 1.115" x 5.0" |
| 12 | 704112 | 1.115" x 5.2" |

SPECIAL AN MALE TO PIPE ADAPTERS - STEEL AND ALUMINUM



| PART NO. | DESCRIPTION |
|----------|---|
| 488911 | STEEL -10 TO 3/8" MALE NPT EXT. (3.1") |
| 488913 | STEEL -12 TO 3/8" MALE NPT EXT. (3.2") |
| 988911 | ALUMINUM -10 TO 3/8" MALE NPT EXT. (3.1") |
| 981687 | ALUMINUM -8 TO 1/4" MALE NPT EXT. (2.1") |
| 981678 | ALUMINUM -8 TO 3/8" MALE NPT EXT. (3.0") |

STAINLESS STEEL FLAT-WOUND INTERNAL SUPPORT COIL

Provides extra support in high vacuum applications. Excellent for dry sump systems. Sold by the foot. Specify length when ordering.



| PART NO. | SIZE | DESCRIPTION |
|----------|---|-------------|
| 310010 | 10 SS or 10 XR-31 | .60" O.D. |
| 310012 | 12 SS or 12 XR-31, 10 PUSH-ON, 10 HS-79 | .73" O.D. |
| 310014 | 12 PUSH-ON, 12 HS-79 | .88" O.D. |
| 310016 | 16 SS or 16 XR-31 | .94" O.D. |
| 310018 | 16 HS-79 | 1.062" O.D. |
| 310020 | 20 SS, 20 XR-31 | 1.19" O.D. |

REPLACEMENT FILTER FOR OLD STYLE SCAVENGE FILTER

We no longer manufacture our old style scavenger filter shown below but there are so many in the field that we still offer replacement filters. The coarse stainless steel screen will fit sizes 8, 10 and 12 filters. Order part number 704100.



-12 MALE FLARE TO -12 O-RING BOSS FITTING WITH #16 COARSE MESH SCREEN DRY SUMP PICKUP AT OIL PAN



| SIZE | STRAIGHT | 90° |
|------|----------|----------|
| 12 | 980012FS | 989012FS |

DRY SUMP BANJO FITTINGS

Available in size 12 only. Low Profile.

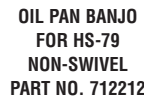


PART NO. 712012

PART NO. 712012FS



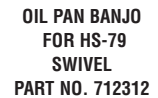
OIL PAN BANJO CAP
PART NO. 711912



OIL PAN BANJO FOR HS-79 NON-SWIVEL
PART NO. 712212



OIL PAN BANJO FOR STAINLESS HOSE SWIVEL
PART NO. 712112



OIL PAN BANJO FOR HS-79 SWIVEL
PART NO. 712312

71 SERIES IN-LINE ALL-FLUID FILTERS

MODULAR...VERSATILE...STACKABLE TOO!

Our in-line fluid filters, for oil or fuel, offer significant design features for optimal fluid delivery on race day, or every day:

◆ **Modular construction** allows you to assemble a filter with a variety of end fittings and elements. ◆ **choose either AN ends or ends that work with our clamshell quick disconnect couplings** ◆ **with or without accessory port on inlet.** ◆ **Pleated stainless steel filter elements** provide excellent filtration without restriction and a ◆ **choice of 45, 60, 75, 100 or 120 micron screens** ◆ **available with or without anti-seize relief valve for failsafe fluid delivery and** ◆ **your choice of our standard core or high pressure core elements.**



This versatile, state-of-the-art design is **our largest capacity filter.** It is made with high quality ◆ **weight-saving materials** and it delivers

◆ **High flow capacity** ◆ **High pressure and temperature ratings (to 400° F)** It is ◆ **easy to install and clean.** Using our adapters (page 42) 71 Series filters are stackable, using standard and short bodies, for staged filtration.

SCREEN ELEMENTS AND END FITTINGS



Pleated stainless steel element, available with anti-seize relief valve with 15 psi pressure differential, to ensure oil flow in case filter clogs.



Standard Core vs. High Pressure Core
The High Pressure Core resists filter collapse under high pressure or high viscosity fluids.

Designed specifically for use with our clamshell style quick disconnect couplings.



-10 Female Accessory Port On Inlet Side. AN Adapter or Temperature Probe Screws in Here



-10 Female Accessory Port On Inlet Side. AN Adapter or Temperature Probe Screws in Here

| STANDARD CORE SCREENS | 45 MICRON | 60 MICRON | 75 MICRON | 100 MICRON | 120 MICRON |
|------------------------|-----------|-----------|-----------|------------|------------|
| 6 thru 16 | 713045 | 713060 | 713075 | 713100 | 713120 |
| 6 thru 16 relief valve | 713045RV | 713060RV | 713075RV | 713100RV | 713120RV |
| 20 | 714045 | 714060 | 714075 | 714100 | 714120 |
| 20 relief valve | 714045RV | 714060RV | 714075RV | 714100RV | 714120RV |

| HIGH PRESSURE CORE SCREENS | 45 MICRON | 60 MICRON | 75 MICRON | 100 MICRON | 120 MICRON |
|----------------------------|------------|------------|------------|------------|------------|
| 6 thru 16 | 713045HP | 713060HP | 713075HP | 713100HP | 713120HP |
| 6 thru 16 relief valve | 713045RVHP | 713060RVHP | 713075RVHP | 713100RVHP | 713120RVHP |
| 20 | 714045HP | 714060HP | 714075HP | 714100HP | 714120HP |
| 20 relief valve | 714045RVHP | 714060RVHP | 714075RVHP | 714100RVHP | 714120RVHP |

| SIZE | AN INLET FITTING | AN INLET FITTING W/ ACCESS. PORT | AN OUTLET FITTING | HC INLET FITTING | HC INLET FITTING W/ ACCESS. PORT | HC OUTLET FITTING |
|------|------------------|----------------------------------|-------------------|------------------|----------------------------------|-------------------|
| | 6 | 713106AN | 713106ANAP | 713206AN | -- | -- |
| 8 | 713108AN | 713108ANAP | 713208AN | 713108HC | 713108HCAP | 713208HC |
| 10 | 713110AN | 713110ANAP | 713210AN | 713110HC | 713110HCAP | 713210HC |
| 12 | 713112AN | 713112ANAP | 713212AN | 713112HC | 713112HCAP | 713212HC |
| 16 | 713116AN | 713116ANAP | 713216AN | 713116HC | 713116HCAP | 713216HC |
| 20 | 713120AN | 713120ANAP | 713220AN | 713120HC | 713120HCAP | 713220HC |

HOW TO ORDER

The large assembly shown here is a part number **7116HCAP**. It **DOES NOT INCLUDE THE SCREENING ELEMENT**, which must be ordered separately. The inline filter shown is used with HS-79 hose, clamshell quick disconnect couplings and a cap.

Here is what the part number means broken down:

71 **16** **HC** **AP**
 series size end type with accessory port

For a size 12 with AN ends and no accessory port the part number is:

71 **12** **AN**
 series size end type



Does not include filtering element.
Order from page 40.

All bodies are 2.47" diameter.

Does not include filtering element.
Order from page 40.



| SIZE | PART NO. | DESCRIPTION | LENGTH |
|------|----------|-----------------------|--------|
| 6 | 7106AN | -6 AN inlet & outlet | 9.1" |
| 8 | 7108AN | -8 AN inlet & outlet | 9.2" |
| 10 | 7110AN | -10 AN inlet & outlet | 9.4" |
| 12 | 7112AN | -12 AN inlet & outlet | 9.6" |
| 16 | 7116AN | -16 AN inlet & outlet | 9.7" |
| 20 | 7120AN | -20 AN inlet & outlet | 9.8" |

| SIZE | PART NO. | DESCRIPTION | LENGTH |
|------|----------|---|--------|
| 6 | 7106ANAP | -6 AN inlet & outlet w/ accessory port | 10.2" |
| 8 | 7108ANAP | -8 AN inlet & outlet w/ accessory port | 10.3" |
| 10 | 7110ANAP | -10 AN inlet & outlet w/ accessory port | 10.5" |
| 12 | 7112ANAP | -12 AN inlet & outlet w/ accessory port | 10.7" |
| 16 | 7116ANAP | -16 AN inlet & outlet w/ accessory port | 10.8" |
| 20 | 7120ANAP | -20 AN inlet & outlet w/ accessory port | 10.9" |

Does not include filtering element.
Order from page 40.

AN adapter or
temperature probe
screws in here.

Does not include filtering element.
Order from page 40.



| SIZE | PART NO. | DESCRIPTION | LENGTH |
|------|----------|-----------------------|--------|
| 8 | 7108HC | -8 HC inlet & outlet | 9.1" |
| 10 | 7110HC | -10 HC inlet & outlet | 9.1" |
| 12 | 7112HC | -12 HC inlet & outlet | 9.3" |
| 16 | 7116HC | -16 HC inlet & outlet | 9.5" |
| 20 | 7120HC | -20 HC inlet & outlet | 9.5" |

| SIZE | PART NO. | DESCRIPTION | LENGTH |
|------|----------|---|--------|
| 8 | 7108HCAP | -8 HC inlet & outlet w/ accessory port | 10.3" |
| 10 | 7110HCAP | -10 HC inlet & outlet w/ accessory port | 10.3" |
| 12 | 7112HCAP | -12 HC inlet & outlet w/ accessory port | 10.4" |
| 16 | 7116HCAP | -16 HC inlet & outlet w/ accessory port | 10.6" |
| 20 | 7120HCAP | -20 HC inlet & outlet w/ accessory port | 10.6" |



Replacement
Filter Body
fits all sizes
6 through 20.

All filters with part numbers that end in HC are compatible with our clamshell style quick disconnect couplings and fittings.

| SIZE | PART NO. | DESCRIPTION |
|--------------|----------|--------------------------------|
| 6 through 20 | 713000 | Replacement filter body outlet |

Check pages 25-29 for clamshell part numbers.

Mounting brackets and accessory port adapters on page 43.

All filters come with both FKM O-Rings (for gasoline or oil) and EPR O-Rings (for alcohol or nitromethane applications).

NEW MULTI-STACK 71 SERIES IN-LINE FLUID FILTER

PHOTO AT RIGHT SHOWS:
A STANDARD LENGTH BODY, OUR NEW
STACKING ADAPTER WITHOUT
DIFFERENTIAL PRESSURE TAKE-OFF,
AND OUR NEW 3" SHORTER BODY.



ANY COMBINATION AND NUMBER OF
SECTIONS ARE POSSIBLE.

Modular stacking adapters (shown below) allow you to combine different filter element ratings into one stacked body configuration to increase the filter capacity and stage the filtration. Larger contamination will be filtered out by using a larger micron rated element first. This allows the use of a finer micron final filtration stage without congestion from larger debris. **Both our long and short in-line filter bodies may be stacked and used with any of our end cap configurations.** Differential pressure take-offs allow simultaneous pressure measurements to be taken both inside and outside of the filter element. When connected to a differential pressure gauge, or to two separate pressure gauges, the calculation of the differential pressure or pressure drop across the filter can be achieved. The increase of differential pressure from that of a clean element is an indication of contamination build-up on the filter element. This will let the user know when it is time to clean the filter or when the safety bypass valve, if the element has one, is about to open. **All stacking adapters have a 9/32" blind hole for assembly tool use. All filter bodies are 2.47" diameter.**

STACKING ADAPTER WITH 1/8" FEMALE NPT DIFFERENTIAL PRESSURE TAKE-OFF PORTS



| PART NO. | DESCRIPTION |
|----------|----------------|
| 717003 | FOR SIZES 6-16 |
| 718003 | FOR SIZE 20 |

STACKING ADAPTER WITHOUT DIFFERENTIAL PRESSURE TAKE-OFF PORTS



| PART NO. | DESCRIPTION |
|----------|----------------|
| 717002 | FOR SIZES 6-16 |
| 718002 | FOR SIZE 20 |

"AN" END CAP OUTLET WITH 1/8" FEMALE NPT DIFFERENTIAL PRESSURE TAKE-OFF PORTS*



| SIZE | PART NO. |
|------|------------|
| 6 | 713206ANPD |
| 8 | 713208ANPD |
| 10 | 713210ANPD |
| 12 | 713212ANPD |
| 16 | 713216ANPD |
| 20 | 713220ANPD |

*ADDS .425" TO OVERALL LENGTH OF A STANDARD END CAP. ALSO AVAILABLE WITH HC ENDS OR ACCESSORY PORTS. SEE PAGE 40.

71 SERIES SHORTER FILTER BODY WITH "AN" INLET & OUTLET

| SIZE | PART NO. | LENGTH |
|------|----------|--------|
| 6 | 7106SAN | 6.1" |
| 8 | 7108SAN | 6.2" |
| 10 | 7110SAN | 6.4" |
| 12 | 7112SAN | 6.6" |
| 16 | 7116SAN | 6.7" |
| 20 | 7120SAN | 6.8" |



The short filter body shown is the same 2.47" diameter as our standard length filter 71 Series shown on page 41 **but 3" shorter**. It uses the same mounting brackets and it is used with the same end cap configurations as the standard length filter body, either AN or HC for our Clamshell Quick Disconnect Couplers.

71 SERIES SHORTER FILTER BODIES AVAILABLE WITH OR WITHOUT GRAPHICS



| SIZE | PART NO. | DESCRIPTION |
|--------------|----------|--|
| 6 through 20 | 713000S | Short filter body with logo and flow marking |
| 6 through 20 | 713001S | Short filter body without graphics |

ELEMENT FOR SHORTER FILTER BODY



The elements for the short filter are available in 45, 60, 75, 100 and 120 micron screens, standard core only. Sizes are shown below. On bypass valve models, the bypass valve opens when a 15 PSI differential pressure is reached.

| SIZES | MICRON | | | | |
|---------------------|-----------|-----------|-----------|-----------|-----------|
| | 45 | 60 | 75 | 100 | 120 |
| 6 - 16 | 713045S | 713060S | 713075S | 713100S | 713120S |
| 6 - 16 bypass valve | 713045SRV | 713060SRV | 713075SRV | 713100SRV | 713120SRV |
| 20 | 714045S | 714060S | 714075S | 714100S | 714120S |
| 20 bypass valve | 714045SRV | 714060SRV | 714075SRV | 714100SRV | 714120SRV |

72 SERIES IN-LINE ALL-FLUID FILTERS WITH CLAMSHELL QUICK DISCONNECT BODY

These cleverly-engineered assemblies allow you to uncouple the filter bodies in the snap of a finger to service the mesh filter inside. **Same large capacity filter as our 71 Series.** Ideal for quick pit stops. Clamshell quick disconnect end fittings are available with or without a safety strap. Filter body available with -10 female accessory port on inlet side to accommodate temp probe, bypass, etc. Filters have XRP engineering throughout: ♦ **Flexible design.** ♦ **Ease of installation and cleaning.** ♦ **Modular construction...a choice of end fittings makes this filter adaptable for many applications.** ♦ **Weight-saving materials.** ♦ **High flow capacity.** ♦ **High pressure and temperature ratings (to 400° F).** ♦ **Available with either 37° AN or clamshell-style ends.**



2-piece bodies are 2.47" diameter.

Does not include filtering element.
Order from page 40.



AN adapter or
temperature probe
screws in here.

Does not include filtering element.
Order from page 40.



| SIZE | PART NO. | DESCRIPTION | LENGTH |
|------|----------|-----------------------|--------|
| 6 | 7206AN | -6 AN inlet & outlet | 9.1" |
| 8 | 7208AN | -8 AN inlet & outlet | 9.2" |
| 10 | 7210AN | -10 AN inlet & outlet | 9.4" |
| 12 | 7212AN | -12 AN inlet & outlet | 9.6" |
| 16 | 7216AN | -16 AN inlet & outlet | 9.7" |
| 20 | 7220AN | -20 AN inlet & outlet | 9.8" |

| SIZE | PART NO. | DESCRIPTION | LENGTH |
|------|----------|---|--------|
| 6 | 7206ANAP | -6 AN inlet & outlet w/ accessory port | 10.2" |
| 8 | 7208ANAP | -8 AN inlet & outlet w/ accessory port | 10.3" |
| 10 | 7210ANAP | -10 AN inlet & outlet w/ accessory port | 10.5" |
| 12 | 7212ANAP | -12 AN inlet & outlet w/ accessory port | 10.7" |
| 16 | 7216ANAP | -16 AN inlet & outlet w/ accessory port | 10.8" |
| 20 | 720ANAP | -20 AN inlet & outlet w/ accessory port | 10.9" |

Does not include filtering element.
Order from page 40.



AN adapter or
temperature probe
screws in here.

Does not include filtering element.
Order from page 40.



| SIZE | PART NO. | DESCRIPTION | LENGTH |
|------|----------|-----------------------|--------|
| 8 | 7208HC | -8 HC inlet & outlet | 9.1" |
| 10 | 7210HC | -10 HC inlet & outlet | 9.1" |
| 12 | 7212HC | -12 HC inlet & outlet | 9.3" |
| 16 | 7216HC | -16 HC inlet & outlet | 9.5" |
| 20 | 7220HC | -20 HC inlet & outlet | 9.5" |

| SIZE | PART NO. | DESCRIPTION | LENGTH |
|------|----------|---|--------|
| 8 | 7208HCAP | -8 HC inlet & outlet w/ accessory port | 10.3" |
| 10 | 7210HCAP | -10 HC inlet & outlet w/ accessory port | 10.3" |
| 12 | 7212HCAP | -12 HC inlet & outlet w/ accessory port | 10.4" |
| 16 | 7216HCAP | -16 HC inlet & outlet w/ accessory port | 10.6" |
| 20 | 7220HCAP | -20 HC inlet & outlet w/ accessory port | 10.6" |

Tube Chassis
Mounting Bracket



Firewall
Mounting Bracket



Temperature Probe Adapter
-10 AN Male x 5/8"-18 Female Threads



| DESCRIPTION | PART NO. |
|--------------------------------------|----------|
| Tube Chassis Mounting Bracket 1-1/4" | 705-1250 |
| Tube Chassis Mounting Bracket 1-3/8" | 705-1375 |
| Tube Chassis Mounting Bracket 1-1/2" | 705-1500 |
| Tube Chassis Mounting Bracket 1-5/8" | 705-1625 |
| Tube Chassis Mounting Bracket 1-3/4" | 705-1750 |
| Firewall Mounting Bracket | 705-0001 |
| Temperature Probe Adapter | 981410TP |

MOUNTING BRACKETS FIT BOTH 71 AND 72 SERIES FILTERS.

All filters come with WPKM Oil Pro Kit. O-Rings, Rings and the order and are not included (for alcohol or nitromethane applications).

NEW 70 SERIES MODULAR IN-LINE FILTERS...OIL OR FUEL

The newest addition to our in-line fluid filter offerings, the 70 Series is a **springless design** to provide the user with the maximum filtering area within a very compact body. As you will notice, 70 Series are about **1/2" narrower than the 71 Series but still has generous filtering capacity**. Easy to clean and install, we offer **elements in seven different micron ratings** in pleated stainless steel PLUS **several elements in lightweight, disposable cellulose**. In addition to the heavy 0.100" wall bodies, we also offer **super-lightweight thin wall bodies** for maximum weight savings (excellent for sprints, midjets, etc.) Our **undercut end caps** serve to further reduce weight. For applications where space is tight and weight savings is a primary concern, the 70 Series is ideal.


70 Series filter bodies are 1.98" diameter, a bit narrower than the 71 Series to fit in tighter engine compartments.



NEW Undercut end cap to reduce weight.



SCREEN ELEMENTS, END FITTINGS, BODIES AND BRACKETS



70 Series elements are available in either stainless steel or cellulose.

| STAINLESS STEEL SCREENS | 10 MICRON | 20 MICRON | 45 MICRON | 60 MICRON | 75 MICRON | 100 MICRON | 120 MICRON |
|-------------------------|-----------|-----------|-----------|-----------|-----------|------------|------------|
| 4 thru 12 | 703010 | 703020 | 703045 | 703060 | 703075 | 703100 | 703120 |

| CELLULOSE SCREENS | 10 MICRON | 20 MICRON |
|-------------------|-----------|-----------|
| 4 thru 12 | 703010CL | 703020CL |



| DESCRIPTION | PART NO. | SIZE | AN INLET FITTING | AN OUTLET FITTING |
|-------------------------------|-----------------|------|------------------|-------------------|
| Tube Chassis Mounting Bracket | 1-1/4" 706-1250 | 4 | 703104AN | 703204AN |
| Tube Chassis Mounting Bracket | 1-3/8" 706-1375 | 6 | 703106AN | 703206AN |
| Tube Chassis Mounting Bracket | 1-1/2" 706-1500 | 8 | 703108AN | 703208AN |
| Tube Chassis Mounting Bracket | 1-5/8" 706-1625 | 10 | 703110AN | 703210AN |
| Tube Chassis Mounting Bracket | 1-3/4" 706-1750 | 12 | 703112AN | 703212AN |
| Firewall Mounting Bracket | 706-0001 | 16 | 703116AN | 703216AN |

Does not include filtering element.



| SIZE | PART NO. | HEAVY WALL - "N" | LENGTH |
|------|----------|-----------------------|--------|
| 4 | 7004AN | -4 AN inlet & outlet | 6.0" |
| 6 | 7006AN | -6 AN inlet & outlet | 6.0" |
| 8 | 7008AN | -8 AN inlet & outlet | 6.2" |
| 10 | 7010AN | -10 AN inlet & outlet | 6.4" |
| 12 | 7012AN | -12 AN inlet & outlet | 6.6" |

| SIZE | PART NO. | LIGHTWEIGHT WALL | LENGTH |
|------|----------|-----------------------|--------|
| 4 | 7004ANLW | -4 AN inlet & outlet | 6.0" |
| 6 | 7006ANLW | -6 AN inlet & outlet | 6.0" |
| 8 | 7008ANLW | -8 AN inlet & outlet | 6.2" |
| 10 | 7010ANLW | -10 AN inlet & outlet | 6.4" |
| 12 | 7012ANLW | -12 AN inlet & outlet | 6.6" |

Replacement Bodies Fit Sizes 4 through 12. Choose the lightweight body for additional weight savings.



| SIZE | PART NO. | DESCRIPTION |
|------|----------|--|
| 4-12 | 703000 | Replacement heavy wall body - 1.98" dia. |
| 4-12 | 703000LW | Replacement lightweight wall body - 1.98" dia. |


MODULAR IN-LINE FILTERS...OPTIONS AND FEATURES

All XRP's modular in-line filtration systems are creatively engineered to be efficient, non-restrictive and versatile for a variety of racing fluids, applications and special needs. Our largest-capacity filters are **71 Series** which share elements, end fittings and mounting hardware with the **72 Series** (2-piece body) and **Multi-Stack** (stackable for staged filtration). **70 Series** is more compact. Its springless design increases filtering area while saving weight/space in the engine compartment. **Space Savers** are the most compact of all. XRP also offers **Space Savers for dry sump applications** (see page 47 for listings). Effective filtration is an important factor in protecting engine life, and ensuring high performance levels from all your fluid systems. Insist on the best...XRP.

4 DIFFERENT SERIES... ALL FLUIDS... TONS OF OPTIONS



71 SERIES - Our largest capacity filters. 2.47" diameter body, available in two lengths. Reusable pleated stainless steel wire elements: 10, 20, 45, 60, 75, 100 or 120 micron, either standard lightweight wire support core or higher-pressure perforated support core. End caps (sizes -6 through -20) are available in AN style or Clamshell Quick Disconnect. Options include: 15 PSI differential pressure by-pass valve; Inlet end caps with -10 Female ORB auxiliary port for temperature probe, secondary inlet or bypass for pressure regulator; Outlet end caps with two female 1/8" pipe differential pressure gauge ports to measure pressure drop across the filtering element.



Standard Core vs. High Pressure Core



72 SERIES - Same large-capacity 2.47" diameter body as our 71 Series but with a 2-piece body that couples together with a Clamshell Quick Disconnect for quick service. 72 Series uses the same stainless steel elements, mounting hardware and end fittings as 71 Series.

71 SERIES MULTI-STACK - FAILSAFE STAGED FILTRATION

Multi-Stack adapter sections allow the stacking of two or more 71 Series bodies, long or short, so you can combine a variety of filtration rates or backup elements. Use a coarse micron screen element to filter out large debris upstream, followed by a tighter micron second-stage element to get smaller contaminants. Options include: adapters with take-off ports to facilitate the use of a differential pressure gauge which monitors contamination levels in all stages of the filter assembly.



Stack and Stage for Maximum Protection On Race Day

SPACE SAVER SERIES - OUR MOST COMPACT FILTERS - 3 Body Styles - 7 Choices of Screens

About 1-1/8" diameter, they fit everywhere and they do the job right for so many applications! 2 sets of O-Rings for a variety of racing fluids. Choose from 10, 20, 40, 60, 75, 100, or 120 micron screens to suit all needs.



SPACE SAVER DRY SUMP

- Same space-saving size, these include a coarse-screen #16 mesh filter that protects your pump in high-volume race applications. Elements and adapters sold separately for use as an oil pan fitting.




Shown Left to Right - XRP Space Saver Suction Strainer with 120 micron screen...Bosch Fuel Pump...XRP Check Valve Adapter



INTRODUCING THE NEW 70 SERIES -

Compact 1.97" diameter body features a springless design to maximize filtering area in tight spaces. 70 Series filters are ideal for applications where space and weight are of primary concern. Bodies are available with AN-style end caps, sizes -4 through -12 in heavy or lightweight wall versions. 70 Series filter elements come in two varieties: pleated cellulose (10 or 20 micron) or reusable pleated stainless steel wire (10, 20, 45, 60, 75, 100, or 120 micron). Undercut inlet end caps (sizes -4 through -10) offer a maximum weight savings and modern look.

70 SERIES Stainless Steel or Cellulose Elements



SPACE SAVER FILTERS - In-line filtration and hi-volume flow in an ultra-lightweight, space-saving design.



THREADED BODY & AN ENDS



| SIZE | 10 Micron Filter | Diameter & Length (inches) |
|------|------------------|----------------------------|
| 4 | 704404FS10 | 1.115" x 4.6" |
| 6 | 704406FS10 | 1.115" x 4.6" |
| 8 | 704408FS10 | 1.115" x 4.8" |
| 10 | 704410FS10 | 1.115" x 5.0" |

| SIZE | 20 Micron Filter | Diameter & Length (inches) |
|------|------------------|----------------------------|
| 4 | 704404FS20 | 1.115" x 4.6" |
| 6 | 704406FS20 | 1.115" x 4.6" |
| 8 | 704408FS20 | 1.115" x 4.8" |
| 10 | 704410FS20 | 1.115" x 5.0" |

| SIZE | 40 Micron Filter | Diameter & Length (inches) |
|------|------------------|----------------------------|
| 4 | 704404FS40 | 1.115" x 4.6" |
| 6 | 704406FS40 | 1.115" x 4.6" |
| 8 | 704408FS40 | 1.115" x 4.8" |
| 10 | 704410FS40 | 1.115" x 5.0" |

| SIZE | 60 Micron Filter | Diameter & Length (inches) |
|------|------------------|----------------------------|
| 4 | 704404FS60 | 1.115" x 4.6" |
| 6 | 704406FS60 | 1.115" x 4.6" |
| 8 | 704408FS60 | 1.115" x 4.8" |
| 10 | 704410FS60 | 1.115" x 5.0" |

| SIZE | 75 Micron Filter | Diameter & Length (inches) |
|------|------------------|----------------------------|
| 4 | 704404FS75 | 1.115" x 4.6" |
| 6 | 704406FS75 | 1.115" x 4.6" |
| 8 | 704408FS75 | 1.115" x 4.8" |
| 10 | 704410FS75 | 1.115" x 5.0" |

| SIZE | 100 Micron Filter | Diameter & Length (inches) |
|------|-------------------|----------------------------|
| 4 | 704404FS100 | 1.115" x 4.6" |
| 6 | 704406FS100 | 1.115" x 4.6" |
| 8 | 704408FS100 | 1.115" x 4.8" |
| 10 | 704410FS100 | 1.115" x 5.0" |

| SIZE | 120 Micron Filter | Diameter & Length (inches) |
|------|-------------------|----------------------------|
| 4 | 704404FS120 | 1.115" x 4.6" |
| 6 | 704406FS120 | 1.115" x 4.6" |
| 8 | 704408FS120 | 1.115" x 4.8" |
| 10 | 704410FS120 | 1.115" x 5.0" |

CLAMSHELL BODY & AN ENDS



| SIZE | 10 Micron Filter | Diameter & Length (inches) |
|------|------------------|----------------------------|
| 6 | 704506FS10 | 0.875" x 4.9" |
| 8 | 704508FS10 | 0.875" x 5.0" |
| 10 | 704510FS10 | 1.125" x 5.6" |

| SIZE | 20 Micron Filter | Diameter & Length (inches) |
|------|------------------|----------------------------|
| 6 | 704506FS20 | 0.875" x 4.9" |
| 8 | 704508FS20 | 0.875" x 5.0" |
| 10 | 704510FS20 | 1.125" x 5.6" |

| SIZE | 40 Micron Filter | Diameter & Length (inches) |
|------|------------------|----------------------------|
| 6 | 704506FS40 | 0.875" x 4.9" |
| 8 | 704508FS40 | 0.875" x 5.0" |
| 10 | 704510FS40 | 1.125" x 5.6" |

| SIZE | 60 Micron Filter | Diameter & Length (inches) |
|------|------------------|----------------------------|
| 6 | 704506FS60 | 0.875" x 4.9" |
| 8 | 704508FS60 | 0.875" x 5.0" |
| 10 | 704510FS60 | 1.125" x 5.6" |

| SIZE | 75 Micron Filter | Diameter & Length (inches) |
|------|------------------|----------------------------|
| 6 | 704506FS75 | 0.875" x 4.9" |
| 8 | 704508FS75 | 0.875" x 5.0" |
| 10 | 704510FS75 | 1.125" x 5.6" |

| SIZE | 100 Micron Filter | Diameter & Length (inches) |
|------|-------------------|----------------------------|
| 6 | 704506FS100 | 0.875" x 4.9" |
| 8 | 704508FS100 | 0.875" x 5.0" |
| 10 | 704510FS100 | 1.125" x 5.6" |

| SIZE | 120 Micron Filter | Diameter & Length (inches) |
|------|-------------------|----------------------------|
| 6 | 704506FS120 | 0.875" x 4.9" |
| 8 | 704508FS120 | 0.875" x 5.0" |
| 10 | 704510FS120 | 1.125" x 5.6" |

CLAMSHELL BODY & CLAMSHELL ENDS



| SIZE | 10 Micron Filter | Diameter & Length (inches) |
|------|------------------|----------------------------|
| 6 | -- | -- |
| 8 | 704508HCFS10 | 0.875" x 4.9" |
| 10 | 704510HCFS10 | 1.125" x 5.1" |

| SIZE | 20 Micron Filter | Diameter & Length (inches) |
|------|------------------|----------------------------|
| 6 | -- | -- |
| 8 | 704508HCFS20 | 0.875" x 4.9" |
| 10 | 704510HCFS20 | 1.125" x 5.1" |

| SIZE | 40 Micron Filter | Diameter & Length (inches) |
|------|------------------|----------------------------|
| 6 | -- | -- |
| 8 | 704508HCFS40 | 0.875" x 4.9" |
| 10 | 704510HCFS40 | 1.125" x 5.1" |

| SIZE | 60 Micron Filter | Diameter & Length (inches) |
|------|------------------|----------------------------|
| 6 | -- | -- |
| 8 | 704508HCFS60 | 0.875" x 4.9" |
| 10 | 704510HCFS60 | 1.125" x 5.1" |

| SIZE | 75 Micron Filter | Diameter & Length (inches) |
|------|------------------|----------------------------|
| 6 | -- | -- |
| 8 | 704508HCFS75 | 0.875" x 4.9" |
| 10 | 704510HCFS75 | 1.125" x 5.1" |

| SIZE | 100 Micron Filter | Diameter & Length (inches) |
|------|-------------------|----------------------------|
| 6 | -- | -- |
| 8 | 704508HCFS100 | 0.875" x 4.9" |
| 10 | 704510HCFS100 | 1.125" x 5.1" |

| SIZE | 120 Micron Filter | Diameter & Length (inches) |
|------|-------------------|----------------------------|
| 6 | -- | -- |
| 8 | 704508HCFS120 | 0.875" x 4.9" |
| 10 | 704510HCFS120 | 1.125" x 5.1" |

Replacement ends are available. Please call for part numbers.

All filters come with both FKM O-Rings (for gasoline or oil) and EPR O-Rings (for alcohol or nitromethane applications).



The photo above shows our **AN to metric Suction Strainer** installed on fuel pump **on the left side**. The metric outlet of this Space Saver Suction Strainer attaches directly to BOSCH® or other fuel pumps with female metric threaded inlet ports and seals on a crush washer. The 120 micron screen strainer provides good pump protection without being over-restrictive on the pump's suction capability. **On the right side** of the pump is a cutaway of our new **check valve adapter**.

SPACE SAVER SUCTION STRAINER THREADED BODY WITH "AN" INLET TO METRIC END OUTLET

120 MICRON FILTER AND SEALING CRUSH WASHER INCLUDED

1.115" DIAMETER



| SIZE | M10 x 1.5 | M12 x 1.5 | M14 x 1.5 | M15 x 1.5 | M18 x 1.5 |
|------|--------------|--------------|--------------|--------------|--------------|
| 4 | 7041004FS120 | 7041204FS120 | 7041404FS120 | 7041504FS120 | 7041804FS120 |
| 6 | 7041006FS120 | 7041206FS120 | 7041406FS120 | 7041506FS120 | 7041806FS120 |
| 8 | 7041008FS120 | 7041208FS120 | 7041408FS120 | 7041508FS120 | 7041808FS120 |
| 10 | 7041010FS120 | 7041210FS120 | 7041410FS120 | 7041510FS120 | 7041810FS120 |

NOTES: Other micron rated elements also available. Check with pump manufacturer for fuel compatibility rating. **CAUTION:** Staged finer filtration on the pressure side of the pump is recommended to prevent cavitation or other problems caused by restriction to the pump's suction capabilities.

CHECK VALVE ADAPTER FOR BOSCH® 044 FUEL PUMP

SEALING CRUSH WASHER INCLUDED



**CUTAWAY
DETAIL**

Shown with
-10 ORB to
-6 AN Adapter

Engineered to attach directly onto the Bosch® check valve's M12 x 1.5 male thread, this unique adapter allows you to maintain the factory performance capabilities of the Bosch® pump. Eliminates the need for an additional check valve elsewhere in the system; Its female -10 ORB outlet accepts a variety of AN fittings (sold separately). **PART NO. 704210**

SPACE SAVER DRY SUMP SCAVENGE FILTERS -



Coarse-screen #16 mesh filter protects your pump in hi-volume race applications. Element and adapter available separately for use as an oil pan fitting.

THREADED BODY & AN ENDS



| SIZE | PART NUMBER | Diameter & Length (inches) |
|------|-------------|----------------------------|
| 8 | 704108 | 1.115" x 4.8" |
| 10 | 704110 | 1.115" x 5.0" |
| 12 | 704112 | 1.115" x 5.2" |

CLAMSHELL BODY & AN ENDS



| SIZE | PART NUMBER | Diameter & Length (inches) |
|------|-------------|----------------------------|
| 8 | 704508FS16 | 0.875" x 5.0" |
| 10 | 704510FS16 | 1.125" x 5.6" |
| 12 | 704512FS16 | 1.125" x 5.7" |

CLAMSHELL BODY & CLAMSHELL ENDS



| SIZE | PART NUMBER | Diameter & Length (inches) |
|------|--------------|----------------------------|
| 8 | 704508HCFS16 | 0.875" x 4.9" |
| 10 | 704510HCFS16 | 1.125" x 5.1" |
| 12 | 704512HCFS16 | 1.125" x 5.3" |

All filters come with both FKM O-Rings (for gasoline or oil) and EPR O-Rings (for alcohol or nitromethane applications).

SPECIAL 37° JIC ADAPTERS & FITTINGS

STRAIGHT FEMALE SWIVEL COUPLINGS



| PART NO. | THREAD SIZE |
|----------|-------------|
| 900133 | 3 (Steel) |
| 900144 | 4 (Steel) |
| 900104 | 4 (Alum) |
| 900106 | 6 |
| 900108 | 8 |
| 900184 | 8 to 4 |
| 900186 | 8 to 6 |
| 900110 | 10 |
| 900112 | 12 |
| 900116 | 16 |
| 900120 | 20 |

45° FEMALE SWIVEL COUPLINGS



| SIZE | 45° TUBE | 45° FORGED |
|-----------|----------|------------|
| 3 (Steel) | -- | 924633 |
| 4 (Steel) | 924544 | 924644 |
| 3 (Alum) | -- | 924603 |
| 4 | 924504 | 924604 |
| 6 | 924506 | 924606 |
| 8 | 924508 | 924608 |
| 10 | 924510 | 924610 |
| 12 | 924512 | 924612 |
| 16 | 924516 | 924616 |
| 20 | 924520 | -- |

90° FEMALE SWIVEL COUPLINGS




| SIZE | 90° TUBE | 90° FORGED |
|-----------|----------|------------|
| 3 (Steel) | -- | 929133 |
| 4 (Steel) | 929044 | 929144 |
| 3 (Alum) | -- | 929103 |
| 4 | 929004 | 929104 |
| 6 | 929006 | 929106 |
| 8 | 929008 | 929108 |
| 10 | 929010 | 929110 |
| 12 | 929012 | 929112 |
| 16 | 929016 | 929116 |
| 20 | 929020 | 929120 |

ALUMINUM ELBOW MALE PIPE ADAPTERS



| PART NO. | DESCRIPTION |
|----------|-------------------------|
| 982296 | 3/8" MALE NPT 90° ELBOW |
| 982298 | 1/2" MALE NPT 90° ELBOW |
| 982396 | 3/8" MALE NPT 45° ELBOW |
| 982398 | 1/2" MALE NPT 45° ELBOW |

GAUGE ADAPTERS-STEEL



| PART NO. | DESCRIPTION | SIZE |
|----------|-----------------------|------|
| 705003 | STRT TO 1/8" FEM. NPT | 3 |
| 705004 | STRT TO 1/8" FEM. NPT | 4 |
| 705034 | STRT TO 1/4" FEM. NPT | 3 |
| 705093 | 90 TO 1/8" FEM. NPT | 3 |
| 705090 | 90 TO 1/8" FEM. NPT | 4 |
| 705200 | STRT TO 1/4" FEM. NPT | 4 |
| 705290 | 90 TO 1/4" FEM. NPT | 4 |

GAUGE ADAPTERS - ALUMINUM

795003

795004



PART NO. DESCRIPTION

| | |
|--------|-----------------------------------|
| 795003 | -3 MALE JIC TO 1/8" NPT GAUGE FTG |
| 795004 | -4 MALE JIC TO 1/8" NPT GAUGE FTG |

TRANSMISSION COOLER TAKEOFF




For use with TH350, TH400 or 700R4

1 pair with crush washers

PART NO. DESCRIPTION

| | |
|--------|--------------------------------|
| 940006 | 1/4" NPS STRAIGHT PIPE TO 6 AN |
|--------|--------------------------------|

ALUMINUM STEPPED MALE TEES - Other sizes are available. Call for information.



| PART NO. | END 1 | END 2 | END 3 |
|----------|---------|---------|---------|
| 824334 | -3 MALE | -3 MALE | -4 MALE |
| 824446 | -4 MALE | -4 MALE | -6 MALE |
| 824464 | -4 MALE | -6 MALE | -4 MALE |
| 824466 | -4 MALE | -6 MALE | -6 MALE |
| 824664 | -6 MALE | -6 MALE | -4 MALE |
| 824668 | -6 MALE | -6 MALE | -8 MALE |
| 824688 | -6 MALE | -8 MALE | -8 MALE |
| 824886 | -8 MALE | -8 MALE | -6 MALE |
| 824686 | -6 MALE | -8 MALE | -6 MALE |

SPECIAL 37° JIC ADAPTERS & FITTINGS

TEE MALE FLARE TO FEMALE SWIVEL ON SIDE



| PART NO. | THREAD SIZE |
|----------|-------------|
| 900233 | 3 (Steel) |
| 900203 | 3 (Alum) |
| 900204 | 4 |
| 900206 | 6 |
| 900208 | 8 |
| 900210 | 10 |
| 900212 | 12 |
| 900216 | 16 |

TEE MALE FLARE TO FEMALE SWIVEL ON RUN



| PART NO. | THREAD SIZE |
|----------|-------------|
| 900333 | 3 (Steel) |
| 900303 | 3 (Alum) |
| 900304 | 4 |
| 900306 | 6 |
| 900308 | 8 |
| 900310 | 10 |
| 900312 | 12 |
| 900316 | 16 |

45° FEMALE SWIVEL TO MALE FLARE




| SIZE | 45° TUBE | 45° FORGED |
|-----------|----------|------------|
| 3 (Steel) | -- | 900433 |
| 4 (Steel) | -- | 900444 |
| 3 (Alum) | -- | 900403 |
| 4 | 920404 | 900404 |
| 6 | 920406 | 900406 |
| 8 | 920408 | 900408 |
| 10 | 920410 | 900410 |
| 12 | 920412 | 900412 |
| 16 | 920416 | 900416 |
| 20 | 920420 | 900420 |

90° FEMALE SWIVEL TO MALE FLARE



| AN SIZE | 90° TUBE | 90° FORGED |
|-----------|----------|------------|
| 3 (Steel) | -- | 900533 |
| 4 (Steel) | -- | 900544 |
| 3 (Alum) | -- | 900503 |
| 4 | 920504 | 900504 |
| 6 | 920506 | 900506 |
| 8 | 920508 | 900508 |
| 10 | 920510 | 900510 |
| 12 | 920512 | 900512 |
| 16 | 920516 | 900516 |
| 20 | 920520 | 900520 |


SWIVEL PIPE ADAPTERS STEEL AND ALUMINUM



| STRAIGHT FEM. FLARE TO PIPE | 45° FEMALE FLARE TO PIPE | 45° MALE FLARE TO PIPE | 90° FEMALE FLARE TO PIPE | 90° MALE FLARE TO PIPE | AN SIZE | NPT SIZE |
|-----------------------------|--------------------------|------------------------|--------------------------|------------------------|---------|----------|
| 900631 (Steel) | 910731 (Steel) | 910831 (Steel) | 900731 (Steel) | 900831 (Steel) | 3 | 1/8" |
| 900603 | 910703 | 910803 | 900703 | 900803 | 3 | 1/8" |
| 900641 (Steel) | 910741 (Steel) | 910841 (Steel) | 900741 (Steel) | 900841 (Steel) | 4 | 1/8" |
| 900604 | 910704 | 910804 | 900704 | 900804 | 4 | 1/8" |
| 900644 | 910744 | 910844 | 900744 | 900844 | 4 | 1/4" |
| 900606 | 910706 | 910806 | 900706 | 900806 | 6 | 1/4" |
| 900662 | 910762 | 910862 | 900762 | 900862 | 6 | 1/8" |
| 900666 | 910766 | 910866 | 900766 | 900866 | 6 | 3/8" |
| 900667 | 910767 | 910867 | 900767 | 900867 | 8 | 1/4" |
| 900608 | 910708 | 910808 | 900708 | 900808 | 8 | 3/8" |
| 900688 | 910788 | 910888 | 900788 | 900888 | 8 | 1/2" |
| 900610 | 910710 | 910810 | 900710 | 900810 | 10 | 1/2" |
| 900611 | 910711 | 910811 | 900711 | 900811 | 10 | 3/8" |
| 900612 | 910712 | 910812 | 900712 | 900812 | 12 | 3/4" |
| 900614 | 910714 | 910814 | 900714 | 900814 | 12 | 1/2" |

CARBURETOR ADAPTERS & FITTINGS

SINGLE FEED FOR HOLLEY, DEMON, CARTER, WEBER AND SOLEX



| PART NO. | CARB THREAD | SIZE |
|----------|--|------|
| 700006 | 9/16"-24 Holley/Demon | 6 |
| 700008 | 9/16"-24 Holley <i>only</i> * | 8 |
| 700000 | Replacement crush washer for all 9/16"-24 adapters | |
| 700306 | 5/8"-20 Carter/Edelbrock | 6 |
| 700300 | Replacement crush washer for all 5/8"-20 adapters | |
| 700901 | M12 X 1.0 Weber | 6 |
| 700903 | M12 X 1.25 Solex | 6 |
| 700905 | M10 X 1.0 Solex | 6 |
| 700906 | M12 X 1.5 Weber | 6 |
| 890144 | Replacement crush washer for all M12 adapters | |

*Will not clear Demon fuel bowl.

DUAL FEED HOLLEY WITH REMOVABLE FILTERS

*Low Profile 1/4" 12-point head



CUT AWAY
DETAIL OF THE
FILTER

| PART NO. | CARB THREAD | SIZE |
|----------|---|----------|
| 700107 | 7/8"-20 | 6 Male |
| 700109 | 7/8"-20 | 8 Male |
| 720007 | 7/8"-20 | 6 Female |
| 720009 | 7/8"-20 | 8 Female |
| 790000* | Float Bowl Screw for Dual Feed Holley w/removable filters | |


*Low profile 12-point float bowl screw solves clearance problems with above filters.

DUAL FEED HOLLEY AND DEMON



| PART NO. | CARB THREAD | SIZE |
|----------|--|------------|
| 700106 | 7/8"-20 Holley | 6 |
| 700108 | 7/8"-20 Holley | 8 STANDARD |
| 700128 | 7/8"-20 Holley | 8 SHORT |
| 700118 | 7/8"-20 Holley | 8 X-SHORT |
| 700130 | 7/8"-20 Holley | Hex Plug |
| 700131 | 7/8"-20 Holley with 1/8" Fem. NPT Port | Hex Plug |
| 700131BB | Same as 700131 but Black | Hex Plug |
| 700100 | Replacement crush washer for all 7/8"-20 adapters | |
| 700016 | 9/16"-24 Holley/Demon | 6 EXTENDED |
| 700018 | 9/16"-24 Holley/Demon | 8 EXTENDED |
| 700132 | 9/16"-24 Holley/Demon | Hex Plug |
| 700000 | Replacement crush washer for all 9/16"-24 adapters | |

FEMALE SWIVEL EXTENDED DUAL FEED HOLLEY AND DEMON



| RED/BLUE | BLACK | SUPER NICKEL | CARB THREAD | SIZE |
|----------|-------------------------------------|--------------|-----------------------|------|
| 720006 | 720006BB | 720006SN | 7/8"-20 Holley | 6 |
| 720008 | 720008BB | 720008SN | 7/8"-20 Holley | 8 |
| 720010 | 720010BB | 720010SN | 7/8"-20 Holley | 10 |
| 720106 | 720106BB | 720106SN | 9/16"-24 Holley/Demon | 6 |
| 720108 | 720108BB | 720108SN | 9/16"-24 Holley/Demon | 8 |
| -- | 720116 | 720116SN | 3/4"-16 Braswell/QFT | 6 |
| -- | 720118 | 720118SN | 3/4"-16 Braswell/QFT | 8 |
| 700100 | Replacement crush washer - 7/8"-20 | | | |
| 700000 | Replacement crush washer - 9/16"-24 | | | |

QFT= Quick Fuel Technology.

CARBURETOR ADAPTERS & FITTINGS

ALUMINUM FUEL PUMP FITTINGS



| PART NO. | PUMP THREAD | SIZE |
|----------|------------------|------|
| 702006 | 1/2"-20 INV FLR | 6 |
| 702104 | 5/8"-18 INV FLR* | 4 |
| 702106 | 5/8"-18 INV FLR* | 6 |
| 702108 | 5/8"-18 INV FLR* | 8 |
| 981666 | 3/8" NPT | 6 |
| 981608 | 3/8" NPT | 8 |
| 981611 | 3/8" NPT | 10 |

*MAY ALSO BE USED WITH CRUSH WASHER ON CARTER SUPER PUMPS #M60968 & #M60969

-3 BULKHEAD TEE WITH 1/8" FEMALE NPT PORT ON BRANCH



| SIZE | PART NO. |
|------|----------|
| 3 | 980483* |

*ALLOWS WARNING LIGHT PRESSURE SWITCH OR TRANSDUCER TO BE INSTALLED IN A GAUGE LINE. BULKHEAD NUT SOLD SEPARATELY.


-3 AN 90° BULKHEAD WITH 1/8" FEMALE NPT PORT



| SIZE | PART NO. |
|------|----------|
| 3 | 783383* |


*ALLOWS WARNING LIGHT PRESSURE SWITCH OR TRANSDUCER TO BE INSTALLED IN A GAUGE LINE. BULKHEAD NUT SOLD SEPARATELY.

SINGLE AND DOUBLE BANJO HOSE ENDS



| SINGLE | DOUBLE | DESCRIPTION |
|--------|--------|-------------|
| 711225 | 721225 | M12 X 1.25 |
| 711250 | 721250 | M12 X 1.5 |
| 710024 | 720024 | 9/16"-24 |
| 710020 | 720020 | 1/2"-20 |

FLARE TEES & 90° UNIONS WITH 1/8" FEMALE NPT PORT



| SIZE | MALE TEE | 90° |
|------|----------|--------|
| 6 | 782406 | 782106 |
| 8 | 782408 | 782108 |
| 10 | 782410 | 782110 |

CARB KIT HOSE ENDS AVAILABLE IN 3 FINISHES



| SIZE | RED | BLACK | SUPER NICKEL | DESCRIPTION |
|------|--------|----------|--------------|--|
| 6 | 709106 | 709106BB | 709106SN | 6 HOSE TO MALE 90° |
| 8 | 709108 | 709108BB | 709108SN | 8 HOSE TO MALE 90° |
| 6 | 709306 | 709306BB | 709306SN | 6 HOSE TO MALE TEE ON RUN |
| 8 | 709308 | 709308BB | 709308SN | 8 HOSE TO MALE TEE ON RUN |
| 6 | 709506 | 709506BB | 709506SN | 6 HOSE TO MALE TEE W/ 1/8" NPT ON RUN |
| 8 | 709508 | 709508BB | 709508SN | 8 HOSE TO MALE TEE W/ 1/8" NPT ON RUN |
| 6 | 709346 | 709346BB | 709346SN | 6 HOSE TO TEE WITH 4 RETURN |
| 8 | 709348 | 709348BB | 709348SN | 8 HOSE TO TEE WITH 4 RETURN |
| 8 | 709318 | 709318BB | 709318SN | 8 MALE TEE TO HOSE ON BRANCH (not shown) |
| 8 | 709518 | 709518BB | 709518SN | MALE TEE TO HOSE ON BRANCH W/ 1/8" NPT |

NYLON WASHERS



| SIZE | QTY | PART NO. | I.D. |
|------|-----|----------|---------|
| 2 | 2 | 890302 | 1/4" |
| 3 | 2 | 890303 | 3/8" |
| 4 | 2 | 890304 | 7/16" |
| 6 | 2 | 890306 | 9/16" |
| 8 | 2 | 890308 | 3/4" |
| 10 | 2 | 890310 | 7/8" |
| 12 | 2 | 890312 | 1-1/16" |
| 16 | 2 | 890316 | 1-5/16" |

CARBURETOR ADAPTERS & FITTINGS

DOUBLE SWIVEL HOSE ENDS FOR METRIC CARBURETOR KITS




| SIZE | PART NO. | DESCRIPTION |
|------|----------|------------------|
| 6 | 289125 | M12 X 1.25 SOLEX |
| 6 | 289150 | M12 X 1.50 WEBER |

BUMP TUBE ADAPTERS ALUMINUM AND STEEL



| PART NO. ALUMINUM | THREAD W/O-RING | SIZE | PART NO. STEEL |
|-------------------|-----------------|------|----------------|
| 791415 | M14 x 1.5 | 6 | 491415 |
| 791615 | M16 x 1.5 | 6 | 491615 |
| 791815 | M18 x 1.5 | 6 | 491815 |

FUEL PRESSURE TAKE-OFF ADAPTERS WITH 1/8" FEMALE NPT PORT

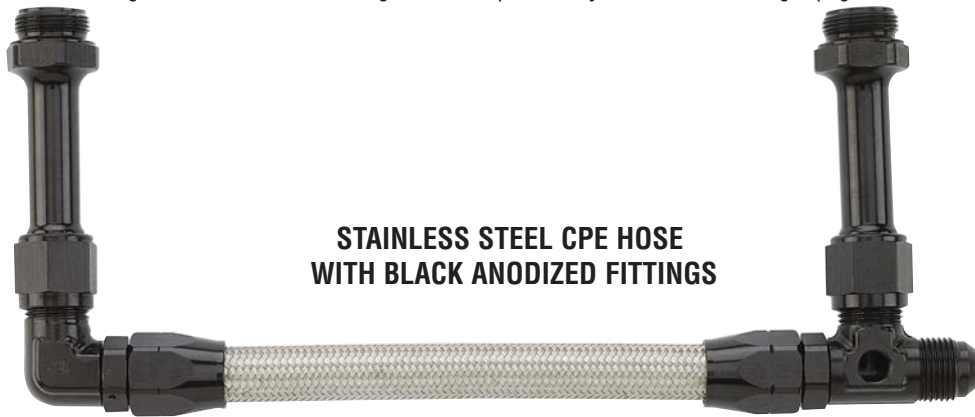


| PART NO. | DESCRIPTION |
|----------|---|
| 700192 | -6 MALE TO -6 MALE |
| 700193 | -6 MALE TO 1/4" MALE NPT |
| 700194 | -6 MALE TO 3/8" MALE NPT |
| 700195 | -6 MALE TO -6 FEMALE SWIVEL |
| 700196 | -8 MALE TO -8 MALE |
| 700202 | -10 MALE TO -10 FEMALE SWIVEL |
| 700210 | -10 MALE TO 1/2" MALE NPT |
| 700201 | -10 MALE TO -10 MALE |
| 700211 | -10 MALE TO 3/8" MALE NPT |
| 700197 | -8 MALE TO 1/4" MALE NPT |
| 700198 | -8 MALE TO 3/8" MALE NPT |
| 700199 | -8 MALE TO -8 FEMALE SWIVEL |
| 700204 | -12 MALE TO -12 FEMALE SWIVEL |
| 782144* | -4 MALE AN TO -4 FEMALE SWIVEL 90° (NPT ON RIGHT SIDE AS SHOWN ABOVE) |

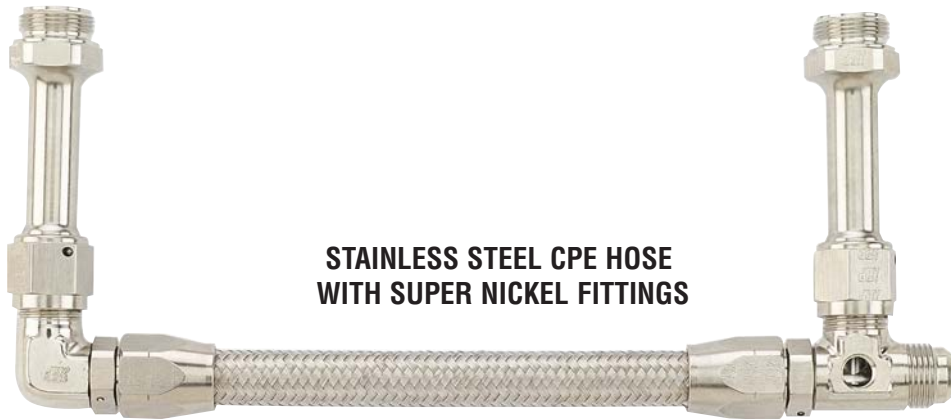
*EXCELLENT FOR FUEL AND OIL GAUGES WHERE A PRESSURE SENDING UNIT NEEDS TO BE ADDED.

CARBURETOR KITS - OPTIONS

XRP's popular carburetor kits for Holley, Demon, Braswell and Quick Fuel Technology (QFT) carburetors are available with a choice of hoses, a choice of end fitting finishes and in either forged and swept-tube styles. See the next eight pages for detailed listings.



**STAINLESS STEEL CPE HOSE
WITH BLACK ANODIZED FITTINGS**



**STAINLESS STEEL CPE HOSE
WITH SUPER NICKEL FITTINGS**




**XR-31 HOSE
WITH BLACK ANODIZED FITTINGS**



**XR-31 HOSE
WITH SUPER NICKEL FITTINGS**

CARBURETOR KITS - HOLLEY

SWEPT TUBE FUEL LINE KITS FOR DUAL FEED HOLLEYS



| RED/BLUE SS | BLACK SS | BLACK XR-31 | SUPER NICKEL SS | SUPER NICKEL XR-31 | DESCRIPTION |
|-------------|----------|-------------|-----------------|--------------------|--|
| 730008 | 730008BB | 730008BBX | 730008SN | 730008SNX | SWEPT TUBE KIT W/ FEM. -8 AN INLET TAPPED W/ 1/8" NPT FOR FUEL PRESSURE GAUGE TAKEOFF |
| 734508 | 734508BB | 734508BBX | 734508SN | 734508SNX | SAME AS 730008 TO FIT 4500 MODELS ONLY - DOMINATORS |
| 730388 | 730388BB | 730388BBX | 730388SN | 730388SNX | SWEPT TUBE KIT W/ FEM. 3/8" NPT INLET TAPPED W/ 1/8" NPT FOR FUEL PRESSURE GAUGE TAKEOFF |
| 734588 | 734588BB | 734588BBX | 734588SN | 734588SNX | SAME AS 730388 TO FIT 4500 MODELS ONLY - DOMINATORS |

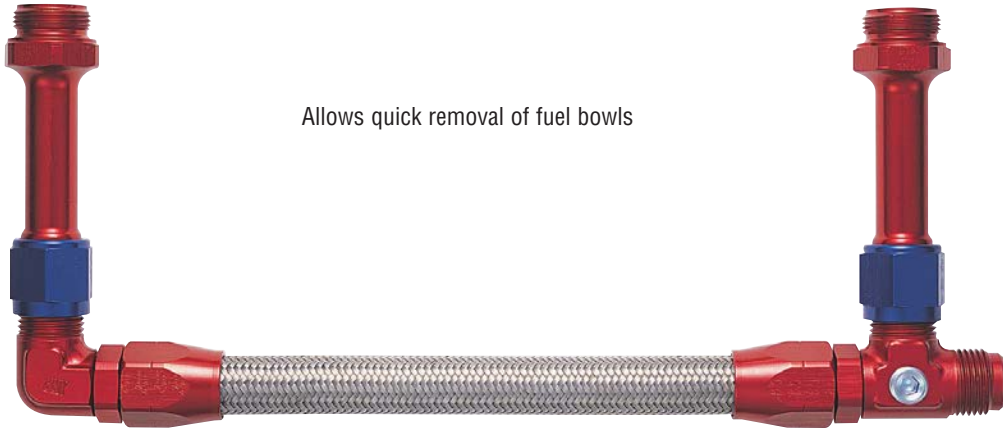
COMPETITION STYLE FORGED FUEL LINE KITS FOR DUAL FEED HOLLEYS



| RED/BLUE SS | BLACK SS | BLACK XR-31 | SUPER NICKEL SS | SUPER NICKEL XR-31 | DESCRIPTION |
|-------------|----------|-------------|-----------------|--------------------|--|
| 731046 | 731046BB | 731046BBX | 731046SN | 731046SNX | COMP. STYLE FORGED KIT W/MALE -6 AN INLET & MALE -4 RETURN FOR FUEL PRESSURE GAUGE |
| 731047 | 731047BB | 731047BBX | 731047SN | 731047SNX | SAME AS 731046 BUT WITH DUAL FILTERED INLET LEGS (SEE PAGE 50) |
| 745146 | 745146BB | 745146BBX | 745146SN | 745146SNX | SAME AS 731046 TO FIT 4500 MODEL ONLY - DOMINATORS |
| 745147 | 745147BB | 745147BBX | 745147SN | 745147SNX | SAME AS 745146 DOMINATORS BUT WITH DUAL FILTERED INLET LEGS (SEE PAGE 50) |
| 731048 | 731048BB | 731048BBX | 731048SN | 731048SNX | COMP. STYLE FORGED KIT W/MALE -8 AN INLET AND MALE -4 RETURN FOR FUEL PRESSURE GAUGE |
| 731049 | 731049BB | 731049BBX | 731049SN | 731049SNX | SAME AS 731048 BUT WITH DUAL FILTERED INLET LEGS (SEE PAGE 50) |
| 745188 | 745188BB | 745188BBX | 745188SN | 745188SNX | SAME AS 731048 TO FIT 4500 MODELS ONLY - DOMINATORS |
| 745189 | 745189BB | 745189BBX | 745189SN | 745189SNX | SAME AS 745188 DOMINATORS BUT WITH DUAL FILTERED INLET LEGS (SEE PAGE 50) |
| 731148 | 731148BB | 731148BBX | 731148SN | 731148SNX | BOTTOM FEED FORGED KIT W/MALE -8 AN INLET & MALE -4 RETURN FOR FUEL PRESSURE GAUGE |
| 731149 | 731149BB | 731149BBX | 731149SN | 731149SNX | SAME AS 731148 BUT WITH DUAL FILTERED INLET LEGS (SEE PAGE 50) |

CARBURETOR KITS - HOLLEY

FORGED FUEL LINE KITS FOR DUAL FEED HOLLEYS



Allows quick removal of fuel bowls


For Air Cleaner Restrictions



Bottom Feed
Optional

| RED/BLUE SS | BLACK SS | BLACK XR-31 | SUPER NICKEL SS | SUPER NICKEL XR-31 | DESCRIPTION |
|----------------|-------------|----------------|--------------------|-----------------------|---|
| 731006 | 731006BB | 731006BBX | 731006SN | 731006SNX | COMP. STYLE FORGED KIT W/MALE -6 AN INLET TAPPED W/1/8" NPT FOR FUEL PRESSURE GAUGE TAKEOFF |
| 731017 | 731017BB | 731017BBX | 731017SN | 731017SNX | SAME AS 731006 BUT WITH DUAL FILTERED INLET LEGS (SEE PAGE 50) |
| 745106 | 745106BB | 745106BBX | 745106SN | 745106SNX | SAME AS 731006 TO FIT 4500 MODELS ONLY - DOMINATORS |
| 745116 | 745116BB | 745116BBX | 745116SN | 745116SNX | SAME AS 745106 DOMINATOR BUT WITH DUAL FILTERED INLET LEGS (SEE PAGE 50) |
| 731008 | 731008BB | 731008BBX | 731008SN | 731008SNX | COMP. STYLE FORGED KIT W/MALE -8 AN INLET TAPPED W/1/8" NPT FOR FUEL PRESSURE GAUGE TAKEOFF |
| 731018 | 731018BB | 731018BBX | 731018SN | 731018SNX | SAME AS 731008 BUT WITH DUAL FILTERED INLET LEGS (SEE PAGE 50) |
| 745108 | 745108BB | 745108BBX | 745108SN | 745108SNX | SAME AS 731008 TO FIT 4500 MODELS ONLY - DOMINATORS |
| 745118 | 745118BB | 745118BBX | 745118SN | 745118SNX | SAME AS 745108 BUT WITH DUAL FILTERED INLET LEGS (SEE PAGE 50) |
| 731108 | 731108BB | 731108BBX | 731108SN | 731108SNX | BOTTOM FEED FORGED KIT W/ MALE -8 AN INLET TAPPED W/ 1/8" NPT FOR FUEL PRESSURE GAUGE TAKEOFF |
| 731118 | 731118BB | 731118BBX | 731118SN | 731118SNX | SAME AS 731108 BUT WITH DUAL FILTERED INLET LEGS (SEE PAGE 50) |
| 731010 | 731010BB | 731010BBX | 731010SN | 731010SNX | COMP. STYLE FORGED KIT W/ MALE -10 AN INLET TAPPED W/1/8" NPT FOR FUEL PRESSURE GAUGE TAKEOFF |
| 745110 | 745110BB | 745110BBX | 745110SN | 745110SNX | SAME AS 731010 TO FIT 4500 MODELS ONLY - DOMINATORS |

DRAG COMPETITION FORGED FUEL LINE KITS



Gauge sold
separately
on page 70.


| RED/BLUE SS | BLACK SS | BLACK XR-31 | SUPER NICKEL SS | SUPER NICKEL XR-31 | DESCRIPTION |
|----------------|-------------|----------------|--------------------|-----------------------|---|
| 731056 | 731056BB | 731056BBX | 731056SN | 731056SNX | DRAG COMP. FORGED KIT W/MALE -6 AN INLET W/ 1/8" FEM. NPT FOR REAR MOUNT GAUGE |
| 731066 | 731066BB | 731066BBX | 731066SN | 731066SNX | SAME AS 731056 BUT WITH DUAL FILTERED INLET LEGS (SEE PAGE 50) |
| 745156 | 745156BB | 745156BBX | 745156SN | 745156SNX | SAME AS 731056 TO FIT 4500 MODEL ONLY - DOMINATORS |
| 745166 | 745166BB | 745166BBX | 745166SN | 745166SNX | SAME AS 745156 DOMINATOR BUT WITH DUAL FILTERED INLET LEGS (SEE PAGE 50) |
| 731058 | 731058BB | 731058BBX | 731058SN | 731058SNX | DRAG COMP. FORGED KIT W/MALE -8 AN INLET W/ 1/8" FEM. NPT FOR REAR MOUNT GAUGE |
| 731068 | 731068BB | 731068BBX | 731068SN | 731068SNX | SAME AS 731058 BUT WITH DUAL FILTERED INLET LEGS (SEE PAGE 50) |
| 745168 | 745168BB | 745168BBX | 745168SN | 745168SNX | SAME AS 731058 TO FIT 4500 MODEL ONLY - DOMINATORS |
| 745178 | 745178BB | 745178BBX | 745178SN | 745178SNX | SAME AS 745168 DOMINATOR BUT W/ DUAL FILTERED INLET LEGS (SEE PAGE 50) |

ALL CARB KITS INCLUDE CRUSH WASHERS.

CARBURETOR KITS - DEMON, BRASWELL & QFT


In addition to our existing line of kits and components for Holley carbs, XRP now offers a selection of pre-assembled carburetor kits and adapter fittings for popular Demon, Braswell and Quick Fuel Technology (QFT) carburetors. Choose from either competition-style forged and swept-tube kits.

SWEPT TUBE STYLE FUEL LINE KITS FOR DEMON, BRASWELL AND QFT



| RED/BLUE SS | BLACK SS | BLACK XR-31 | SUPER NICKEL SS | SUPER NICKEL XR-31 | DESCRIPTION |
|-------------|----------|-------------|-----------------|--------------------|---|
| 710008 | 710008BB | 710008BBX | 710008SN | 710008SNX | SWEPT TUBE KIT W/ FEM. -8 AN INLET W/ 1/8" NPT FOR FUEL PRESSURE GAUGE TAKEOFF - DEMON |
| 724508 | 724508BB | 724508BBX | 724508SN | 724508SNX | SAME AS 710008 TO FIT KING DEMON MODELS ONLY |
| 710388 | 710388BB | 710388BBX | 710388SN | 710388SNX | SWEPT TUBE KIT W/ FEM. 3/8 NPT INLET W/ 1/8" NPT FOR FUEL PRESSURE GAUGE TAKEOFF- DEMON |
| 714588 | 714588BB | 714588BBX | 714588SN | 714588SNX | SAME AS 710388 TO FIT KING DEMON MODELS ONLY |
| 790008 | 790008BB | 790008BBX | 790008SN | 790008SNX | SWEPT TUBE KIT W/ FEM. -8 AN INLET W/ 1/8" NPT FOR FUEL PRESSURE GAUGE TAKEOFF - BRASWELL/QFT |
| 790388 | 790388BB | 790388BBX | 790388SN | 790388SNX | SWEPT TUBE KIT W/ FEM. 3/8 NPT INLET W/ 1/8" NPT FOR FUEL PRESSURE GAUGE TAKEOFF- BRASWELL/QFT |

COMPETITION STYLE FORGED FUEL LINE KITS FOR DEMON, BRASWELL AND QFT



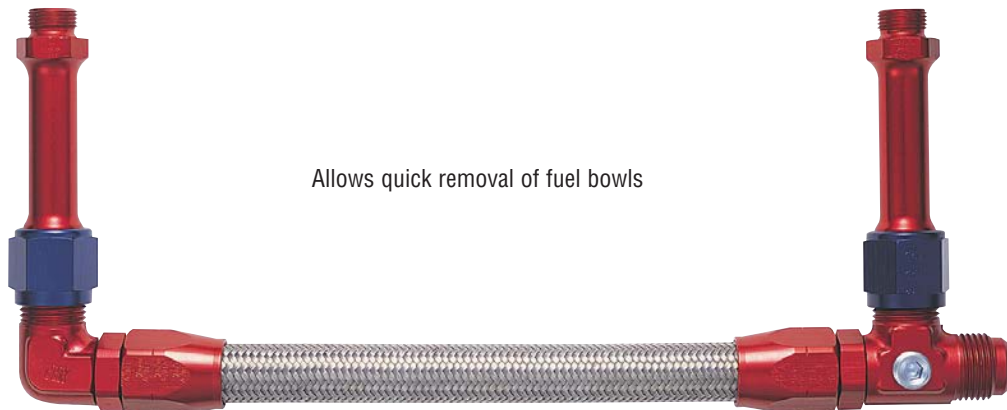
| RED/BLUE SS | BLACK SS | BLACK XR-31 | SUPER NICKEL SS | SUPER NICKEL XR-31 | DESCRIPTION |
|-------------|----------|-------------|-----------------|--------------------|--|
| 711046 | 711046BB | 711046BBX | 711046SN | 711046SNX | COMP. STYLE FORGED KIT W/MALE -6 AN INLET & MALE -4 RETURN FOR FUEL PRESSURE GAUGE - DEMON |
| 724546 | 724546BB | 724546BBX | 724546SN | 724546SNX | SAME AS 711046 TO FIT KING DEMON MODELS ONLY |
| 711048 | 711048BB | 711048BBX | 711048SN | 711048SNX | COMP. STYLE FORGED KIT W/MALE -8 AN INLET & MALE -4 RETURN FOR FUEL PRESSURE GAUGE - DEMON |
| 724588 | 724588BB | 724588BBX | 724588SN | 724588SNX | SAME AS 711048 TO FIT KING DEMON MODELS ONLY |
| 711148 | 711148BB | 711148BBX | 711148SN | 711148SNX | BOTTOM FEED FORGED KIT WITH MALE -8 AN INLET & MALE -4 RETURN FOR FUEL PRESSURE GAUGE - DEMON |
| 791046 | 791046BB | 791046BBX | 791046SN | 791046SNX | COMP. STYLE FORGED KIT W/MALE -6 AN INLET & MALE -4 RET. FOR FUEL PRESSURE GAUGE - BRASWELL/QFT |
| 791048 | 791048BB | 791048BBX | 791048SN | 791048SNX | COMP. STYLE FORGED KIT W/MALE -8 AN INLET & MALE -4 RET. FOR FUEL PRESSURE GAUGE - BRASWELL/QFT |

ALL CARB KITS INCLUDE CRUSH WASHERS.

CARBURETOR KITS - DEMON, BRASWELL & QFT

FORGED FUEL LINE KITS FOR DUAL FEED DEMON BRASWELL AND QFT

For Air Cleaner Restrictions



| RED/BLUE SS | BLACK SS | BLACK XR-31 | SUPER NICKEL SS | SUPER NICKEL XR-31 | DESCRIPTION |
|-------------|----------|-------------|-----------------|--------------------|--|
| 711006 | 711006BB | 711006BBX | 711006SN | 711006SNX | COMP. STYLE FORGED KIT W/MALE -6 AN INLET W/1/8" NPT FOR FUEL PRESSURE GAUGE TAKEOFF - DEMON |
| 714506 | 714506BB | 714506BBX | 714506SN | 714506SNX | SAME AS 711006 TO FIT KING DEMON MODELS ONLY |
| 711008 | 711008BB | 711008BBX | 711008SN | 711008SNX | COMP. STYLE FORGED KIT W/MALE -8 AN INLET W/1/8" NPT FOR FUEL PRESSURE GAUGE TAKEOFF- DEMON |
| 714508 | 714508BB | 714508BBX | 714508SN | 714508SNX | SAME AS 711008 TO FIT KING DEMON MODELS ONLY |
| 791006 | 791006BB | 791006BBX | 791006SN | 791006SNX | COMP. STYLE FORGED KIT W/MALE -6 AN INLET W/1/8" NPT FOR FUEL PRESS. GAUGE TAKEOFF - BRASWELL/QFT |
| 791008 | 791008BB | 791008BBX | 791008SN | 791008SNX | COMP. STYLE FORGED KIT W/MALE -8 AN INLET W/1/8" NPT FOR FUEL PRESS. GAUGE TAKEOFF- BRASWELL/QFT |

DRAG COMPETITION FORGED FUEL LINE KITS FOR DEMON, BRASWELL AND QFT

Gauge sold separately. See page 70.



| RED/BLUE SS | BLACK SS | BLACK XR-31 | SUPER NICKEL SS | SUPER NICKEL XR-31 | DESCRIPTION |
|-------------|----------|-------------|-----------------|--------------------|---|
| 711056 | 711056BB | 711056BBX | 711056SN | 711056SNX | DRAG COMP. FORGED KIT W/MALE -6 AN INLET W/ 1/8" FEM. NPT FOR REAR MOUNT GAUGE- DEMON |
| 714556 | 714556BB | 714556BBX | 714556SN | 714556SNX | SAME AS 711056 TO FIT KING DEMON MODELS ONLY |
| 711058 | 711058BB | 711058BBX | 711058SN | 711058SNX | DRAG COMP. FORGED KIT W/MALE -8 AN INLET W/ 1/8" FEM. NPT FOR REAR MOUNT GAUGE- DEMON |
| 714558 | 714558BB | 714558BBX | 714558SN | 714558SNX | SAME AS 711058 TO FIT KING DEMON MODELS ONLY |
| 791056 | 791056BB | 791056BBX | 791056SN | 791056SNX | DRAG COMP. FORGED KIT W/MALE -6 AN INLET W/ 1/8" FEM. NPT FOR REAR MOUNT GAUGE- BRASWELL/QFT |
| 791058 | 791058BB | 791058BBX | 791058SN | 791058SNX | DRAG COMP. FORGED KIT W/MALE -8 AN INLET W/ 1/8" FEM. NPT FOR REAR MOUNT GAUGE- BRASWELL/QFT |

ALL CARB KITS INCLUDE CRUSH WASHERS.

REUSABLE STEEL HOSE ENDS FOR BRAKE, CLUTCH & INSTRUMENT LINES

XRP offers the best in PTFE stainless wire braided hose, reusable hose ends and hose assemblies. XRP PTFE hose is used for brake and clutch lines, power steering, instrument lines and other types of applications where maximum high pressure protection is a must. FOR OFF ROAD BRAKE LINE USE ONLY.

STRAIGHT



| ALUMINUM | STEEL | STAINLESS | SIZE |
|----------|--------|-----------|------|
| -- | -- | 650002 | 2 |
| -- | -- | 650023 | 2-3* |
| 690003 | 600003 | 650003 | 3 |
| 690004 | 600004 | 650004 | 4 |
| 690006 | 600006 | 650006 | 6 |

45° BENT TUBE



| ALUMINUM | STEEL | STAINLESS | SIZE |
|----------|--------|-----------|------|
| 694503 | 604503 | 654503 | 3 |
| 694504 | 604504 | 654504 | 4 |
| 694506 | 604506 | 654506 | 6 |

90° BENT TUBE



| ALUMINUM | STEEL | STAINLESS | SIZE |
|----------|--------|-----------|------|
| 699003 | 609003 | 659003 | 3 |
| 699004 | 609004 | 659004 | 4 |
| 699006 | 609006 | 659006 | 6 |

*-2 Hose to -3 Female JIC.

120° BENT TUBE



| ALUMINUM | STEEL | STAINLESS | SIZE |
|----------|--------|-----------|------|
| -- | 601203 | -- | 3 |
| -- | 601204 | -- | 4 |

150° BENT TUBE




| ALUMINUM | STEEL | STAINLESS | SIZE |
|----------|--------|-----------|------|
| -- | 601503 | -- | 3 |
| -- | 601504 | -- | 4 |

180° BENT TUBE



| ALUMINUM | STEEL | STAINLESS | SIZE |
|----------|--------|-----------|------|
| -- | 601803 | -- | 3 |
| -- | 601804 | -- | 4 |

45° FORGED



| ALUMINUM | STEEL | STAINLESS | SIZE |
|----------|--------|-----------|------|
| -- | 604602 | 654602 | 2 |
| -- | 604623 | 654623 | 2-3* |
| 694603 | 604603 | 654603 | 3 |
| 694604 | 604604 | 654604 | 4 |
| 694606 | 604606 | 654606 | 6 |

90° FORGED



| ALUMINUM | STEEL | STAINLESS | SIZE |
|----------|--------|-----------|------|
| -- | 609102 | 659102 | 2 |
| -- | 609123 | 659123 | 2-3* |
| 699103 | 609103 | 659103 | 3 |
| 699104 | 609104 | 659104 | 4 |
| 699106 | 609106 | 659106 | 6 |

*-2 Hose to -3 Female JIC.

*-2 Hose to -3 Female JIC.

CRIMP-ON STEEL HOSE ENDS FOR BRAKE, CLUTCH & INSTRUMENT LINES

For use with our PTFE hose, XRP offers these fittings IN STEEL ONLY with our distinctive Super Nickel finish in -3 and -4 in a variety of bends.

STRAIGHT



45°



90°



CRIMP COLLARS



| SIZE | STRAIGHT | 45 DEGREE | 90 DEGREE | CRIMP COLLAR |
|-----------------|----------|-----------|-----------|--------------|
| 3 | 630000 | 634500 | 639000 | 6001-03 |
| 3 hose to 4 nut | 634000 | | | |


STRAIGHT



45°



90°



CRIMP COLLARS



| SIZE | STRAIGHT | 45 DEGREE | 90 DEGREE | CRIMP COLLAR |
|-----------------|----------|-----------|-----------|--------------|
| 4 | 640000 | 644500 | 649000 | 6001-04 |
| 4 hose to 3 nut | 643000 | | | |

BANJO FITTINGS

STRAIGHT



20° OR 40°



| SIZE | STRAIGHT | 20 DEGREE | 40 DEGREE |
|------|----------|-----------|-----------|
| 3 | 631000 | 631200 | 631400 |


SEE PAGE 66 FOR REPLACEMENT OLIVES FOR REUSABLE FITTINGS.
SEE PAGE 84 FOR COMPLETE ASSEMBLY INSTRUCTIONS.

FOR OFF ROAD USE ONLY. DOES NOT MEET ANY D.O.T. SPECIFICATIONS.

PTFE HOSE - STAINLESS WIRE BRAIDED

Designed specifically for racing vehicles, our stainless braid protected PTFE extruded brake hose can be used for improved brake pedal feel and better brake modulation. Resists expansion under high pressure and temps. **Also recommended for pressure gauge lines, shock lines, clutch lines, fire extinguisher systems, oil lines for motorcycles, nitrous oxide and other types of applications where high pressure protection is a must.**

FOR OFF-ROAD RACING USE ONLY.



FOR NITROUS USE.



| SIZE | HOSE I.D. (IN.) | BULK HOSE* (Specify Length) | CUT TO EXACT LENGTH AND PRE-PACKAGED IN RETAIL BOX **SEE NOTE BELOW | | | | |
|------|--------------------|--------------------------------|---|--------|--------|--------|--------|
| | | | 3 FT. | 6 FT. | 10 FT. | 15 FT. | 20 FT. |
| 2 | .080" | 610002 | 610302 | 610602 | 611002 | 611502 | 612002 |
| 3 | .125" | 610003 | 610303 | 610603 | 611003 | 611503 | 612003 |
| 4* | .1875" | 610004 | 610304 | 610604 | 611004 | 611504 | 612004 |
| 6* | .3125" | 610006 | 610306 | 610606 | 611006 | 611506 | 612006 |

*-4 and -6 are conductive lined to prevent possible static discharge and should be used for nitrous oxide lines.

TECHNICAL SPECIFICATIONS

| SIZE | HOSE I.D. INCHES | HOSE O.D. INCHES | MAX OPERATING PRESSURE | BURST PRESSURE | WEIGHT FT/LBS |
|------|---------------------|---------------------|---------------------------|-------------------|------------------|
| 2 | 0.080" | 0.197" | 3000 PSI | 12000 PSI | 0.03 |
| 3 | 0.125" | 0.254" | 3000 PSI | 12000 PSI | 0.04 |
| 4 | 0.1875" | 0.301" | 3000 PSI | 12000 PSI | 0.05 |
| 6 | 0.3125" | 0.439" | 2500 PSI | 7500 PSI | 0.09 |

Temperature Range: -100° F to +450° F



| SIZE | TUBE NUT | | | TUBE SLEEVE | |
|------|----------|----------|-------|-------------|----------|
| | BLUE | RED | | BLUE | RED |
| 3 | 981803 | 981803RD | 3/16" | 981903 | 981903RD |
| 4 | 981804 | 981804RD | 1/4" | 981904 | 981904RD |
| 6 | 981806 | 981806RD | 3/8" | 981906 | 981906RD |

PTFE BRAID SEPARATING TOOL FOR EASY ASSEMBLY



Using XRP's Separating Tool is the quickest way to flare stainless braid away from -3 and -4 PTFE hose for easy insertion of the olive during assembly.
PART NO. 821060




STEP 1 Insert hose on arbor.



STEP 2 Flare braid using a twisting motion.



STEP 3 Insert olive on tube and under braid.



STEP 4 Seat olive with a push.

PTFE HOSE IN CUSTOM COLORS



• Bulk hose lengths may be slightly over or under length specified. See bulk hose shipping length patterns on price sheet or on page 97 of this catalog.

**NOTE: Pricing for pre-packaged hose includes an additional packaging charge.

SEE PAGE 84 FOR COMPLETE ASSEMBLY INSTRUCTIONS.

FOR OFF ROAD USE ONLY. DOES NOT MEET ANY D.O.T. SPECIFICATIONS.

PTFE HOSE - STAINLESS WIRE BRAIDED

PTFE HOSE ASSEMBLIES

These assemblies are done with crimped and swaged ends and are stocked in the lengths listed below. Custom lengths and PTFE assemblies available. Assemblies with 45° ends also available. Call for information and prices.
FOR OFF-ROAD RACING USE ONLY. Assemblies are available in any length. Order in 1" increments.

HOW TO ORDER ASSEMBLIES IN CUSTOM LENGTHS



Using **639024** as an example, if you want to order a size 3 with a 90° fitting on the first end and a straight on the second end, that is 24" in overall length, you would order **639024**:

6 PREFIX **3** SIZE **9** FITTING ON 1ST END **0** FITTING ON 2ND END **24** LENGTH IN INCHES

The first digit for every PTFE hose assembly is always a 6.

The second digit indicates the size. In this case, the size is 3.

The third digit indicates the fitting on the first side.

Use 0 for straight, 4 for 45°, or 9 for 90°.

The fourth digit indicates the fitting on the second side.

Use 0 for straight, 4 for 45°, or 9 for 90°.

The fifth and sixth digits indicate overall length in inches.

In this case, the length is 24 inches. Use a preceding zero for lengths under 10 inches (i.e. 06 = 6 inches)

IMPORTANT NOTE: Nitrous system lines are also available with red and blue nuts.

OIL LINE ASSEMBLIES & ADAPTERS FOR MOTORCYCLES

Specify any length desired for these -6 PTFE oil lines with 1/8" male NPT swivel end fittings. 1/8" male NPT swivel end fittings may be attached to both ends, if desired.



1/8" male NPT swivel end fitting with large 0.260" internal diameter through the steel 1/8" male NPT swivel end.



Adapts 3/8" hardline tubing to stainless steel wire braided PTFE hose.

Straight
-6 Male x 1/8" MNPT



SIZE STRAIGHT
6 481662MC

90° Non-Swivel
-6 Male x 1/8" MNPT



SIZE 90°
6 482262MC

45° Swivel
-6 Male x 1/8" MNPT



SIZE 45°
6 410862MC

90° Swivel
-6 Male x 1/8" MNPT



SIZE 90°
6 400862MC

These special-made fittings were designed with a large 0.260" internal diameter hole through the 1/8" male NPT end for increased flow. The one-piece fittings are manufactured entirely from steel, while the swivel fittings have a steel body with a 1/8" male NPT thread and an aluminum forged swivel -6 nose.

FOR OFF ROAD USE ONLY. DOES NOT MEET ANY D.O.T. SPECIFICATIONS.

STEEL ADAPTERS FOR BRAKE LINES

Made of steel and plated to resist corrosion. All male flare adapters are JIC 37°. Some brake line fittings are also available in stainless. To order **stainless** - change the first digit of the part number from a "4" to a "5" EXAMPLE: 481603 changes to 581603. Call for pricing and availability.


804



**SIZE TEE BULKHEAD
ON RUN**

| | |
|---|--------|
| 3 | 480403 |
| 4 | 480404 |

815



**MALE FLARE UNION
SM HEX LRG HEX**

| | |
|--------|--------|
| 481573 | 481503 |
| 481574 | 481504 |

816



**FLARE TO 1/8" NPT
SHORT LONG XL**

| | | |
|--------|--------|--------|
| 481603 | 481673 | 481683 |
| 481604 | 481674 | 481684 |

818

Uses
819 Sleeve



TUBE NUT

| |
|--------|
| 481803 |
| 481804 |

819

Uses
818 nut



TUBE SLEEVE

| |
|--------|
| 481903 |
| 481904 |

822



**90° FLARE TO 1/8" NPT
SHORT LONG X-LONG**

| | | | |
|---|--------|--------|--------|
| 3 | 482203 | 482273 | 482283 |
| 4 | 482204 | 482274 | 482284 |

823



**45° FLARE TO
1/8" NPT PIPE**

| |
|--------|
| 482303 |
| 482304 |

824



FLARED TEE

| |
|--------|
| 482403 |
| 482404 |

832



Uses
924 nut.
Not
included.

FLARE BULKHEAD

| |
|--------|
| 483203 |
| 483204 |

833



Uses
924 nut.
Not
included.

**SIZE 90° FLARE
BULKHEAD**

| | |
|---|--------|
| 3 | 483303 |
| 4 | 483304 |

834



Uses
924 nut.
Not
included.

**FLARE BULKHEAD
TEE**

| |
|--------|
| 483403 |
| 483404 |

837



Uses
924 nut.
Not
included.

**45° FLARE
BULKHEAD**

| |
|--------|
| 483703 |
| 483704 |

924




**SIZE BULKHEAD
NUT**

| | | |
|---|--------|----------|
| 3 | 492403 | 3/8"-24 |
| 4 | 492404 | 7/16"-20 |

STEEL ADAPTERS FOR BRAKE LINES

FEMALE BULKHEAD TO HOSE




| PTFE HOSE SIZE | DESCRIPTION | PART NO. |
|----------------|----------------------|----------|
| 3 | 3/8"-24 INV. FLR. | 462303 |
| 3 | M10 x 1.0 INV. FLR. | 462313 |
| 3 | M10 x 1.25 INV. FLR. | 462323 |
| 3 | M10 x 1.0 CONCAVE | 462403 |

FEMALE TO MALE ADAPTERS



STANDARD



SHORT

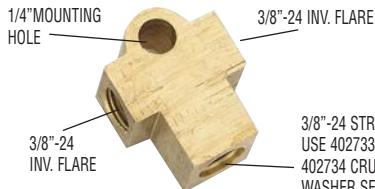
| FEMALE | MALE | PER PAIR |
|------------------------------|------|----------|
| INVERTED FLARE 3/8"-24 | 3 | 402603 |
| INVERTED FLARE 3/8"-24 | 4 | 402604 |
| 3/8"-24 SHORT INVERTED FLARE | 3 | 402503 |
| 3/8"-24 SHORT INVERTED FLARE | 4 | 402504 |
| 3/8"-24 CONCAVE | 3 | 402613 |
| 3/8"-24 CONCAVE | 4 | 402614 |
| 3/8"-24 SHORT CONCAVE | 3 | 402513 |
| 3/8"-24 SHORT CONCAVE | 4 | 402514 |
| M10 X 1.0 INVERTED FLARE | 3 | 410103 |
| M10 X 1.0 INVERTED FLARE | 4 | 410104 |
| M10 X 1.0 CONCAVE | 3 | 410003 |
| M10 X 1.0 CONCAVE | 4 | 410004 |
| M10 X 1.25 INVERTED FLARE | 3 | 432503 |
| M10 X 1.25 INVERTED FLARE | 4 | 432504 |
| M10 X 1.25 CONCAVE | 3 | 432513 |
| M10 X 1.25 CONCAVE | 4 | 432514 |
| 7/16"-24 INVERTED FLARE | 3 | 402403 |
| 7/16"-24 INVERTED FLARE | 4 | 402404 |

BULKHEAD C CLIP



This handy C-clip securely affixes brake fittings to the chassis. **PART # 402601**

GM FEMALE TEE 3/8"-24 INVERTED FLARE



Brass tee with 3/8"-24 concave inverted flares on run, 3/8"-24 straight on the branch. Use with 3/8"-24 crush washer seal adapters #402733 or 402734. **PART # 441113**

MALE FLARE SEAL ADAPTERS




CONVEX



INVERTED FLARE

| SEAL THREAD | SIZE | PER PAIR |
|------------------------------|------|----------|
| 3/8"-24 INVERTED FLARE | 3 | 402703 |
| 3/8"-24 INVERTED FLARE | 4 | 402704 |
| 3/8"-24 SHORT INVERTED FLARE | 3 | 402713 |
| 3/8"-24 SHORT INVERTED FLARE | 4 | 402714 |
| 7/16"-20 INVERTED FLARE | 3 | 402903 |
| 7/16"-20 INVERTED FLARE | 4 | 402904 |
| 7/16"-24 INVERTED FLARE | 3 | 402803 |
| 7/16"-24 INVERTED FLARE | 4 | 402804 |
| M10 X 1.0 INVERTED FLARE | 3 | 420103 |
| M10 X 1.0 INVERTED FLARE | 4 | 420104 |
| M10 X 1.0 CONVEX | 3 | 420003 |
| M10 X 1.0 CONVEX | 4 | 420004 |
| M10 X 1.25 INVERTED FLARE | 3 | 422503 |
| M10 X 1.25 INVERTED FLARE | 4 | 422504 |
| M10 X 1.25 CONVEX | 3 | 412503 |
| M10 X 1.25 CONVEX | 4 | 412504 |

BRAKE LINE ADAPTERS FOR MOPAR MASTER CYLINDER



| PART NO. | THREAD INV. FLR | MALE JIC SIZE |
|----------|-----------------|---------------|
| 490803 | 1/2"-20 | 3 |
| 490903 | 9/16"-20 | 3 |
| 490933 | 9/16"-18 | 3 |

CRUSH WASHER SEAL ADAPTERS**



| SEAL THREAD | SIZE | PER PAIR |
|-------------|------|----------|
| 3/8"-24 | 3 | 402733 |
| 3/8"-24 | 4 | 402734 |
| 7/16"-20 | 3 | 402933 |
| 7/16"-20 | 4 | 402934 |
| 7/16"-24 | 3 | 402833 |
| 7/16"-24 | 4 | 402834 |
| M10 X 1.0 | 3 | 420133 |
| M10 X 1.0 | 4 | 420134 |
| M10 X 1.25 | 3 | 422533 |
| M10 X 1.25 | 4 | 422534 |
| M10 X 1.5 | 3 | 425033 |
| M10 X 1.5 | 4 | 425034 |


**Crush washer included with these adapters.

SEE PAGE 88 OF TECHNICAL INFORMATION FOR DETAILS ABOUT INVERTED FLARES. FOR OFF ROAD USE ONLY. DOES NOT MEET ANY D.O.T. SPECIFICATIONS.


SPECIALTY BRAKE FITTINGS - BANJOS

XRP's specialty brake and banjos are available in steel, chrome, stainless and aluminum for a variety of popular bolt sizes and with a variety of popular end fittings. Check the chart for individual listings. Ball diameters for the various Series are listed in the notes below.

STRAIGHT EXTENDED NECK



SHORT NECK



| STYLE | SERIES | BOLT SIZE | END FITTING | STEEL | CHROME | STAINLESS | ALUMINUM |
|---------------------------|--------|--|-------------|--------|--------|-----------|----------|
| STRAIGHT EXTENDED NECK | 1 | M10 3/8" OEM HARLEY 3/8" OEM GM | -3 MALE | 441133 | 431133 | | |
| | | | -4 MALE | 441144 | | | |
| | | | -2 HOSE | 441102 | | 541102 | |
| | | | -3 HOSE | 441103 | 431103 | 541103 | 941103 |
| | | | -4 HOSE | 441104 | | | |
| | 1* | 7/16"-24 OEM HARLEY | -3 MALE | 440133 | 430133 | | |
| | | | -3 HOSE | 440103 | 430103 | | |
| | 2 | 7/16" OEM GM | -3 MALE | 443133 | | | |
| | | | -4 MALE | 443144 | | | |
| | | | -3 HOSE | 443103 | | | |
| -4 HOSE | | | 443104 | | | | |

| STYLE | SERIES | BOLT SIZE | END FITTING | STEEL | CHROME | STAINLESS | ALUMINUM |
|------------|--------|-------------|-------------|--------|--------|-----------|----------|
| SHORT NECK | 2 | M10 3/8" | -3 MALE | 403803 | | | |
| | | | -4 MALE | 403804 | | 503804 | |
| | | | -3 HOSE | 441503 | | 541503 | 941503 |
| | | | -4 HOSE | 441543 | | 541543 | 941543 |
| | 2 | 7/16" | -3 MALE | 403843 | | | |
| | | | -4 MALE | 403844 | | | |
| | | | -3 HOSE | 441534 | | 541534 | |
| | | | -4 HOSE | 441504 | | 541504 | |
| | 2** | M12 | -3 MALE | 403812 | | 503812 | |
| | 3 | M12 | -4 HOSE | 441512 | | | |

NOTES:

Series 1 = Ball diameter .650" (approx. 18mm) with .327" (approx. 8mm) across flats.

Harley Series 1* = Ball diameter .750" (approx. 19mm) with .327" (approx. 8mm) across flats.


Series 2 = Ball diameter .750" (approx. 19mm) with .480" (approx. 12mm) across flats.

Series 2** = Ball diameter .750" (approx. 19mm) with .415" (approx. 11mm) across flats.


Series 3 = Ball diameter .880" (approx. 23mm) with .625" (approx. 18mm) across flats.

SPECIALTY BRAKE FITTINGS - BANJOS

20°, 40°, 90° BENT EXTENDED NECK



20° SIDE BENT EXTENDED NECK



| STYLE | SERIES | BOLT SIZE | END FITTING | STEEL | CHROME | STAINLESS | ALUMINUM |
|---------------------------|--------|--|-------------|--------|--------|-----------|----------|
| 20° BENT EXTENDED NECK | 1 | M10 3/8" OEM HARLEY 3/8" OEM GM | -3 MALE | 441233 | 431233 | | |
| | | | -4 MALE | 441244 | | | |
| | | | -2 HOSE | 441202 | | 541202 | |
| | | | -3 HOSE | 441203 | 431203 | 541203 | 941203 |
| | 1* | 7/16"-24 OEM HARLEY | -3 MALE | 440233 | 430233 | | |
| | | | -3 HOSE | 440203 | 430203 | | |
| | 2 | 7/16" OEM GM | -3 MALE | 403003 | | | |
| | | | -4 MALE | 403004 | | | |
| | | | -3 HOSE | 443003 | | | |
| | | | -4 HOSE | 443004 | | | |

| STYLE | SERIES | BOLT SIZE | END FITTING | STEEL | CHROME | STAINLESS | ALUMINUM |
|---------------------------|--------|--|-------------|--------|--------|-----------|----------|
| 40° BENT EXTENDED NECK | 1 | M10 3/8" OEM HARLEY 3/8" OEM GM | -3 MALE | 441333 | 431333 | | |
| | | | -4 MALE | 441344 | | | |
| | | | -2 HOSE | 441302 | | 541302 | |
| | | | -3 HOSE | 441303 | 431303 | 541303 | 941303 |
| | 1* | 7/16"-24 OEM HARLEY | -3 MALE | 448333 | 438333 | | |
| | | | -3 HOSE | 448303 | 438303 | | |


| STYLE | SERIES | BOLT SIZE | END FITTING | STEEL | CHROME | STAINLESS | ALUMINUM |
|---------------------------|--------|---------------------------------|-------------|--------|--------|-----------|----------|
| 90° BENT EXTENDED NECK | 1 | M10 3/8" GM & HARLEY 3/8" | -3 MALE | 448233 | 438233 | | |
| | | | -2 HOSE | 448202 | | 548202 | |
| | | | -3 HOSE | 448203 | 438203 | 548203 | 948203 |
| | 1* | 7/16"-24 OEM HARLEY | -3 MALE | 448033 | 438033 | | |
| | | -3 HOSE | 448003 | 438003 | | | |

| STYLE | SERIES | BOLT SIZE | END FITTING | STEEL | CHROME | STAINLESS | ALUMINUM |
|--------------------------------|--------|--|-------------|--------|--------|-----------|----------|
| 20° SIDE BENT EXTENDED NECK | 1 | M10, 3/8" OEM HARLEY 3/8" OEM GM | -3 MALE | 441433 | 431433 | | |
| | | | -2 HOSE | 441402 | | 541402 | |
| | | | -3 HOSE | 441403 | 431403 | 541403 | 941403 |

FOR OFF ROAD USE ONLY. DOES NOT MEET ANY D.O.T. SPECIFICATIONS.


BANJO BOLTS & CONNECTORS

Most banjo bolts are also available in aluminum and stainless. To order **aluminum** - change the first digit of part number from a "4" to a "9" EXAMPLE: 494303 changes to 994303. To order **stainless** - change the first digit of part number from a "4" to a "5" EXAMPLE: 494303 changes to 594303.




BULKHEAD TO HOSE

| SIZE | DESCRIPTION | PART NO. |
|------|--------------------|----------|
| 3 | 3/8"-24 FLARE | 453003 |
| 3 | M10 X 1.0 FLARE | 453103 |
| 3 | 3/8"-24 INVERTED | 453203 |
| 3 | M10 X 1.0 INVERTED | 453303 |



MALE TO HOSE

| SIZE | DESCRIPTION | PART NO. |
|------|------------------|----------|
| 3 | 3/8"-24 FLARE | 452203 |
| 3 | M10 X 1.0 FLARE | 452303 |
| 3 | M10 X 1.25 FLARE | 452403 |
| 4 | 7/16"-20 FLARE | 452503 |
| 3 | 3/8"-24 INVERTED | 452603 |



Includes 2 washers

BANJO BOLT CONNECTOR


| SERIES | DESCRIPTION | PART NO. |
|--------|-------------|----------|
| 1 | 3/8"-24 | 491013 |
| 1 | M10 X 1.0 | 499803 |
| 1 | M10 X 1.25 | 499903 |



Includes 2 washers

SINGLE BANJO BOLT


| SERIES | DESCRIPTION | PART NO. |
|--------|------------------|----------|
| 1 | 3/8"-24 | 494303 |
| 1 | M10 X 1.0 | 494403 |
| 1 | M10 X 1.25 | 494503 |
| 1 | M10 X 1.5 | 494603 |
| 1* | 7/16"-24 HARLEY | 494724 |
| 2 | M10 X 1.5 - LONG | 494703 |
| 2 | 3/8"-24 - LONG | 494313 |
| 2 | M10 X 1.0 - LONG | 494413 |
| 2 | 7/16"-20 | 494704 |
| 3 | M12 X 1.0 | 494804 |
| 3 | M12 X 1.5 | 494815 |



Includes 3 washers

DOUBLE BANJO BOLT

| SERIES | DESCRIPTION | PART NO. |
|--------|-----------------|----------|
| 1 | 3/8"-24 | 494903 |
| 1 | M10 X 1.0 | 495003 |
| 1 | M10 X 1.25 | 495103 |
| 1 | 7/16"-20 | 495203 |
| 1* | 7/16"-24 Harley | 495724 |



Includes 2 washers

SGL BANJO BOLT w/ BLEED NIPPLE

| SERIES | DESCRIPTION | PART NO. |
|--------|-------------|----------|
| 1 | 3/8"-24 | 491353 |
| 1 | M10 X 1.0 | 491363 |
| 1 | M10 X 1.25 | 491373 |

NOTES: THE NOTES BELOW PERTAIN TO BANJO SPECS FROM PAGE 64-65.

Series 1 = Ball diameter .650" (approx. 18mm) with .327" (approx. 8mm) across flats.


Harley Series 1* = Ball diameter .750" (approx. 19mm) with .327" (approx. 8mm) across flats.

Series 2 = Ball diameter .750" (approx. 19mm) with .480" (approx. 12mm) across flats.

Series 2** = Ball diameter .750" (approx. 19mm) with .415" (approx. 11mm) across flats.

Series 3 = Ball diameter .880" (approx. 23mm) with .625" (approx. 18mm) across flats.

ALL HARLEY BANJO BOLTS ARE CHROME.



Includes 3 washers

DBL BANJO BOLT w/ BLEED NIPPLE

| SIZE | DESCRIPTION | PART NO. |
|------|-------------|----------|
| 3 | 3/8"-24 | 491383 |
| 3 | M10 X 1.0 | 491393 |
| 3 | M10 X 1.25 | 491403 |



CRUSH WASHERS ALUMINUM & COPPER

| SIZE | QTY | PART NO. | I.D. |
|------|-----|-----------------|----------|
| 3 | 10 | 890003 (copper) | 3/8-10mm |
| 3 | 10 | 890103 (alum) | 3/8-10mm |
| 4 | 10 | 890104 (alum) | 7/16 |
| 12mm | 10 | 890144 (alum) | 12mm |

Use with straight threaded adapter fittings when sealing at a port with no relief for an O-ring.



REPLACEMENT OLIVES

| SIZE | ALUM | BRASS | STAINLESS |
|------|--------|--------|-----------|
| 2 | 600902 | 600502 | 600702 |
| 3 | 600903 | 600503 | 600703 |
| 4 | 600904 | 600504 | 600704 |
| 6 | 600906 | 600506 | 600706 |

SOLD IN PACKS OF 5.

BANJO BOLTS & CONNECTORS

Only available in stainless



3-WAY THREAD ON BRANCH

| SIZE | DESCRIPTION | PART NO. |
|------|--------------------|----------|
| 3 | 3/8"-24 JIC BRANCH | 451073 |

Only available in stainless




3-WAY HOSE W/BACKET

| SIZE | DESCRIPTION | PART NO. |
|------|------------------|----------|
| 3 | 3-WAY W/ BRACKET | 451113 |



3-WAY MALE W/BACKET

| SIZE | DESCRIPTION | PART NO. |
|------|-----------------|----------|
| 3 | 3-WAY CONNECTOR | 451103 |




DOUBLE TAKE OFF BANJO

| SERIES | DESCRIPTION | PART NO. |
|--------|------------------|----------|
| 1 | -3 HOSE EXTENDED | 445703 |
| 2 | -3 HOSE | 441603 |
| 2 | -3 MALE | 441513 |

A/C HOSE AND REUSABLE FITTINGS

This air conditioning hose is an innovative, patent-pending design, we think will appeal to discriminating motorsports enthusiasts. We evaluated many types of A/C hose but found this one, manufactured by Eaton, to be the best. Comprised of attractive stainless steel outerbraid with an inner tube of nylon, the way it handles refrigerant is simply superior. Pair it, with the eye-catching nickel-plated steel reusable fittings, available with charge ports) and you've got assemblies that are easy to install and service anywhere.



| SIZE | HOSE I.D. (IN.) | BULK HOSE* (Specify Length) | CUT TO EXACT LENGTH AND PRE-PACKAGED IN RETAIL BOX** | | |
|------|--------------------|--------------------------------|--|--------|--------|
| | | | 3 FT. | 6 FT. | 10 FT. |
| 6 | 0.33" | 680006 | 680306 | 680606 | 681006 |
| 8 | 0.43" | 680008 | 680308 | 680608 | 681008 |
| 10 | 0.53" | 680010 | 680310 | 680610 | 681010 |

TECHNICAL SPECIFICATIONS – Temperature Range: -40°F TO 250°F

| SIZE | HOSE I.D. INCHES | HOSE O.D. INCHES | MAX OPERATING PRESSURE | MINIMUM BEND RADIUS | WEIGHT LBS/FT |
|------|---------------------|---------------------|---------------------------|------------------------|------------------|
| 6 | 0.33" | 0.44" | 500 PSI | 4.00" | 0.08 |
| 8 | 0.43" | 0.54" | 500 PSI | 5.25" | 0.10 |
| 10 | 0.53" | 0.63" | 500 PSI | 6.50" | 0.14 |

IMPORTANT NOTES

1. AFTER CUTTING AIR CONDITIONING HOSE, BE SURE TO CLEAN ALL DEBRIS FROM THE END OF THE HOSE TO ENSURE A SECURE SEAL BETWEEN THE TUBE AND THE SLEEVE.

2. ALWAYS BE SURE TO USE THE CORRECT LUBRICANT FOR YOUR AIR CONDITIONING SYSTEM. R-12 SYSTEMS COMMONLY USE MINERAL OIL; R-134A SYSTEMS COMMONLY USE PAG OR POLYALKYLENE GLYCOL.



* Bulk hose lengths may be slightly over or under length specified. See bulk hose shipping length patterns on price sheet or on page 97 of this catalog.

**NOTE: Pricing for pre-packaged hose includes an additional packaging charge.


SEE PAGE 87 FOR COMPLETE ASSEMBLY INSTRUCTIONS.

A/C HOSE AND REUSABLE FITTINGS

XRP offers the best nickel-plated steel A/C fittings. Some are available with a charge port. All offer superior sealing capacity and excellent refrigerant delivery. They are available in a variety of bends to fit in any engine compartment.

STRAIGHT FITTINGS

Female O-Ring Pilot



Female O-Ring Pilot w/ Charge Port



Hose to Hose w/ Charge Port



| HOSE SIZE | PART NO. | HOSE SIZE | PART NO. | HOSE SIZE | PART NO. |
|-----------|----------|-----------|----------|-----------|----------|
| 6 | 681712 | 6 | 681812 | 6 | 681912 |
| 8 | 681713 | 8 | 681813 | 8 | 681913 |
| 10 | 681714 | 10 | 681814 | 10 | 681914 |

45° FITTING

Female O-Ring Pilot



90° FITTINGS

Female O-Ring Pilot



Female O-Ring Pilot w/ Charge Port



| HOSE SIZE | PART NO. | HOSE SIZE | PART NO. | HOSE SIZE | PART NO. |
|-----------|----------|-----------|----------|-----------|----------|
| 6 | 681722 | 6 | 681732 | 6 | 681832 |
| 8 | 681723 | 8 | 681733 | 8 | 681833 |
| 10 | 681724 | 10 | 681734 | 10 | 681834 |

135° FITTINGS

Female O-Ring Pilot



Female O-Ring Pilot with Charge Port




REPLACEMENT PARTS

Brass Sleeves With O-Rings
6 per package



Pilot O-Rings
6 per package



| HOSE SIZE | PART NO. | HOSE SIZE | PART NO. | HOSE SIZE | BRASS SLEEVES | O-RINGS |
|-----------|----------|-----------|----------|-----------|---------------|---------|
| 6 | -- | 6 | -- | 6 | 682430 | 683416 |
| 8 | 681793 | 8 | 681893 | 8 | 682431 | 683417 |
| 10 | 681794 | 10 | 681894 | 10 | 682432 | 683418 |

SEE PAGE 87 FOR COMPLETE ASSEMBLY INSTRUCTIONS.


PERFORMANCE ACCESSORIES

TANK CAPS



| PART NO. | DESCRIPTION |
|----------|---|
| 821015 | TANK CAP W/ ALUMINUM WELDING NECK |
| 821025 | TANK CAP & 2-5/16"-18 THREADED STEEL NECK |
| 821030 | THREADED ALUMINUM WELDING BUNG 2-5/16"-18 |
| 821035 | REPLACEMENT GASKET FOR TANK CAPS |

PLASTIC PLUGS & CAPS



| PART NO. | SIZE | PART NO. | SIZE |
|----------|--------|----------|---------|
| 840003 | 3 CAP | 850003 | 3 PLUG |
| 840004 | 4 CAP | 850004 | 4 PLUG |
| 840006 | 6 CAP | 850006 | 6 PLUG |
| 840008 | 8 CAP | 850008 | 8 PLUG |
| 840010 | 10 CAP | 850010 | 10 PLUG |
| 840012 | 12 CAP | 850012 | 12 PLUG |
| 840016 | 16 CAP | 850016 | 16 PLUG |
| 840020 | 20 CAP | 850020 | 20 PLUG |

SAFETY WIRE TWISTING PLIERS



| PART NO. | DESCRIPTION |
|----------|--------------|
| 820001 | 10.5" PLIERS |

XRP SAFETY WIRE



SOLD IN
1 LB. SPOOLS

| PART NO. | DESCRIPTION |
|----------|----------------|
| 820020 | .020 STAINLESS |
| 820025 | .025 STAINLESS |
| 820032 | .032 STAINLESS |
| 820041 | .041 STAINLESS |

LIQUID FILLED PRESSURE GAUGE

1-1/2"
diameter
shown



| PART NO. | THREAD SIZE | RANGE |
|----------|---------------|-----------|
| 710000 | 1/8" MALE NPT | 0-15 PSI |
| 710030 | 1/8" MALE NPT | 0-30 PSI |
| 710060 | 1/8" MALE NPT | 0-60 PSI |
| 710100 | 1/8" MALE NPT | 0-100 PSI |

Other ranges and mounts available.

PERFORMANCE ACCESSORIES

QUICK DISCONNECT FITTINGS



| ALUMINUM | STEEL | DESCRIPTION* |
|----------|--------|--------------|
| 977704 | 477704 | 4 TO 4 |
| 977706 | 477706 | 6 TO 6 |
| 977708 | 477708 | 8 TO 8 |
| 977712 | 477712 | 12 TO 12 |
| 977716 | 477716 | 16 TO 16 |

*Female pipe ends available.


ENGINE VALLEY BREATHER TUBE



Forces oil accumulation in valley for dry sump scavange. Install in lifter drain back holes. Tap drain back holes to 1/4" NPT.

| PART NO. | QUANTITY |
|----------|----------|
| 703001 | 1 |

TEMPERATURE GAUGE ADAPTERS



Allows temperature gauge probe to be installed inline using AN tee fittings

| PART NO. | DESCRIPTION | SIZE |
|----------|--------------------------|------|
| 992913 | AN Cap for Thermocoupler | 12 |
| 992917 | AN Cap for Thermocoupler | 16 |

Caps are tapped with a 5/8"-18 thread for probe end.

CHECK VALVES



| PART NO. | SIZE |
|----------|------------|
| 732604 | 4 FLAPPER |
| 732606 | 6 FLAPPER |
| 732608 | 8 FLAPPER |
| 732610 | 10 FLAPPER |
| 732612 | 12 FLAPPER |
| 732616 | 16 FLAPPER |

Flapper uses a hinged metal gate with rubber gasket and must be installed with the direction of flow and against gravity or force (otherwise the weight of the fluid could cause the swing gate to open).

37° FLARE CONICAL SEALS



| PART NO. | SIZE |
|----------|----------------|
| 820103 | (Pack of 4) 3 |
| 820104 | (Pack of 4) 4 |
| 820106 | (Pack of 4) 6 |
| 820108 | (Pack of 4) 8 |
| 820110 | (Pack of 4) 10 |
| 820112 | (Pack of 2) 12 |
| 820116 | (Pack of 2) 16 |
| 820120 | (Pack of 2) 20 |

Conical seals repair damaged hose end seats and male adapter fitting flares. Easy to install. Push the seals over the male flare and assemble the hose end.

WASHERS, SEALS, O-RINGS & CLAMPS

O-RINGS



| SIZE | QTY | BUNA N | FKM | EPR* |
|------|-----|--------|--------|--------|
| 3 | 10 | 801003 | 802003 | 803003 |
| 4 | 10 | 801004 | 802004 | 803004 |
| 6 | 10 | 801006 | 802006 | 803006 |
| 8 | 10 | 801008 | 802008 | 803008 |
| 10 | 10 | 801010 | 802010 | 803010 |
| 12 | 10 | 801012 | 802012 | 803012 |
| 16 | 5 | 801016 | 802016 | 803016 |
| 20 | 5 | 801020 | 802020 | 803020 |

*EPR - Ethylene Propylene Rubber to be used with nitromethane and alcohol fuels.

ALUMINUM CUSHION CLAMPS



| HOSE SIZE* | I.D. | PART NO. | QTY. |
|---------------|---------|----------|------|
| 3 (Hard Line) | 3/16" | 810203 | 10 |
| 3 (PTFE) | 1/4" | 810233 | 10 |
| 4 (PTFE) | 5/16" | 810244 | 10 |
| 4 | 7/16" | 810204 | 10 |
| 6 | 9/16" | 810206 | 10 |
| 8 | 11/16" | 810208 | 5 |
| 10 | 13/16" | 810210 | 5 |
| 12 | 15/16" | 810212 | 5 |
| 16 | 1-3/16" | 810216 | 5 |
| 20 | 1-1/2" | 810220 | 5 |


*Sized for stainless steel braided hoses. Use clamp I.D. to determine size required for other hoses or tubing.

FUNNY CAR BODY WASHERS



Required by NHRA for mounting funny car body to the frame structure. Black anodized 6061-T6 aluminum. 7/8" diameter. 1/8" thick. Hole for #10 screw. Two styles available: **Part No. 897100** with flat surface and **Part No. 897182** with 82° countersink for flathead screws.

CRUSH WASHERS ALUMINUM & COPPER



| SIZE | QTY | PART NO. | I.D. |
|------|-----|-----------------|-----------|
| 3 | 10 | 890003 (copper) | 3/8"-10mm |
| 3 | 10 | 890103 (alum) | 3/8"-10mm |
| 4 | 10 | 890104 (alum) | 7/16" |
| 12mm | 10 | 890144 (alum) | 12mm |
| 6 | 5 | 890106 (alum) | 9/16" |
| 8 | 5 | 890108 (alum) | 3/4" |
| 10 | 5 | 890110 (alum) | 7/8" |
| 12 | 5 | 890112 (alum) | 1-1/16" |
| 16 | 2 | 890116 (alum) | 1-5/16" |
| 20 | 2 | 890120 (alum) | 1-5/8" |

Use with straight threaded adapter fittings when sealing at a port with no relief for an O-ring.

FULL MARINE GRADE STAINLESS STEEL WORM CLAMPS



| SIZE | PART NO. | QTY. | I.D. RANGE |
|------|----------|------|--------------------|
| 4-8 | 810108 | 4 | 1/4" to 5/8" |
| 10 | 810110 | 4 | 7/16" to 3/4" |
| 12 | 810112 | 4 | 1/2" to 7/8" |
| 14 | 810114 | 4 | 9/16" to 1-1/16" |
| 16 | 810116 | 4 | 15/16" to 1-1/2" |
| 20 | 810120 | 4 | 1-3/16" to 1-3/4" |
| 28 | 810128 | 2 | 1-7/16" to 2" |
| 32 | 810132 | 2 | 1-15/16" to 2-1/2" |

For silicone hose, use our liner clamps **ONLY**.
NOTE: These clamps use full marine grade stainless steel in the band and screw.

METRIC CRUSH WASHERS



| PART NO. | I.D. X O.D. X THICKNESS |
|----------|-------------------------|
| 89081410 | 8mm x 14mm x 1.0mm |
| 89101610 | 10mm x 16mm x 1.0mm |
| 89121815 | 12mm x 18mm x 1.5mm |
| 89142015 | 14mm x 20mm x 1.5mm |
| 89162215 | 16mm x 22mm x 1.5mm |
| 89182415 | 18mm x 24mm x 1.5mm |
| 89202615 | 20mm x 26mm x 1.5mm |
| 89303820 | 30mm x 38mm x 2.0mm |

STAT-O-SEALS



Our best sealing washer, Stat-O-Seal consists of a BUNA N O-ring mechanically locked to the I.D. of an aluminum washer. When tightened, the O-ring is compressed around the bolt shank, forming a positive seal over a temperature range of -85° F to 450° F. Stat-O-Seal is more efficient than copper or fiber sealing washers.

| PART NO. | QTY | I.D. |
|----------|-----|-------|
| 890203 | 2 | 3/16" |
| 890204 | 2 | 1/4" |
| 890205 | 2 | 5/16" |
| 890206 | 2 | 3/8" |
| 890207 | 2 | 7/16" |
| 890208 | 2 | 1/2" |
| 890209 | 2 | 9/16" |
| 890210 | 2 | 5/8" |
| 890212 | 2 | 3/4" |
| 890214 | 2 | 7/8" |
| 890216 | 2 | 1" |

LINER HOSE CLAMPS FOR SILICONE HOSE



| PART NO. | QTY. | SIZE |
|----------|------|--------------------|
| 819406 | 4 | 9/16" to 13/16" |
| 819408 | 4 | 11/16" to 15/16" |
| 819410 | 4 | 13/16" to 1-1/16" |
| 819412 | 4 | 15/16" to 1-1/4" |
| 819420 | 4 | 1" to 1-3/4" |
| 819428 | 2 | 1-5/16" to 2-1/4" |
| 819436 | 2 | 1-13/16" to 2-3/4" |
| 819440 | 2 | 2-1/16" to 3" |
| 819444 | 2 | 2-5/16" to 3-1/4" |
| 819448 | 2 | 2-9/16" to 3-1/2" |
| 819460 | 2 | 3-5/16" to 4-1/4" |

Fully lined to prevent extrusion of hose through band.

HOSE INSULATION

XRP offers several products to protect engine hoses and wires in high temperature applications. The descriptions below will help you choose the best product for your needs. All products are sold by the foot. Be sure to specify length when ordering.

FYRE JACKET



FYRE JACKET is a smooth silver silicone-coated glass sleeving, engineered to withstand continuous temperatures to 500°F. Fyre Jacket can provide short term direct flame protection and is expandable for easy installation over completed hose assemblies. XRP has sized this product to provide a tight fit on our braided stainless steel CPE hose.

| SIZE* | I.D. | FYRE JACKET |
|----------|--------|-------------|
| 3-4 PTFE | -- | -- |
| 4 | 7/16" | 320204 |
| 6 | 1/2" | 320206 |
| 8 | 5/8" | 320208 |
| 10 | 3/4" | 320210 |
| 12 | 7/8" | 320212 |
| 16 | 1" | 320216 |
| 20 | 1-1/4" | 320220 |

* Sized for stainless steel braided hose on page 4. Use I.D. dimensions for other hoses or cables.

FYRE FOIL II NHRA ACCEPTED BRAKE LINE COVERING



FYRE FOIL II is a very lightweight fiberglass sleeving laminated with a mylarized aluminum surface that provides radiant heat protection to 800°F. The mylar surface resists abrasion and brake fluid. Fyre Foil II is NOT expandable and should be slipped over the hose **BEFORE** assembly.

| SIZE* | I.D. | FYRE FOIL II |
|----------|--------|--------------|
| 3-4 PTFE | 3/8" | 320503 |
| 4 | 1/2" | 320504 |
| 6 | 5/8" | 320506 |
| 8 | 3/4" | 320508 |
| 10 | 7/8" | 320510 |
| 12 | 1" | 320512 |
| 16 | 1-1/4" | 320516 |
| 20 | 1-1/2" | 320520 |
| 48 | 3-1/4" | 320548 |

FYRE BLANKET 40" wide; sold by the foot 320500

* Sized for stainless steel braided hose on page 4. Use I.D. dimensions for other hoses or cables.

FYRE FOIL LITE SLEEVING NHRA ACCEPTED BRAKE LINE COVERING



An ultra-lightweight fiberglass laminated sleeve with a mylarized aluminum surface for radiant heat protection to 800°F, Fyre Foil Lite has an **internal seam** for a smooth exterior with **no visible stitching**. Abrasion resistant. Repels brake fluid. Fyre Foil Lite is **NOT** expandable and should be slipped over the hose **BEFORE** assembly.

| SIZE | I.D. | FYRE FOIL LITE |
|----------|--------|----------------|
| 3-4 PTFE | 3/8" | 320703 |
| 4 | 1/2" | 320704 |
| 6 | 5/8" | 320706 |
| 8 | 3/4" | 320708 |
| 10 | 7/8" | 320710 |
| 12 | 1" | 320712 |
| 16 | 1-1/4" | 320716 |
| 20 | 1-1/2" | 320720 |

FYRE TAPE



FYRE TAPE is a 1" wide silicone tape product used to wrap hoses, wires and cables for protection. This product is reinforced with an embedded fiber and adheres to itself when wrapped in an overlapping manner. FYRE TAPE is sold in 36' rolls. Available in orange or silver.

| PART NO. | DESCRIPTION |
|----------|------------------|
| 320200 | SILVER FYRE TAPE |
| 320000 | ORANGE FYRE TAPE |

SEE PAGE 86 FOR COMPLETE ASSEMBLY INSTRUCTIONS.

SILICONE HOSE

Silicone hose operating pressure varies from 50 PSI to 110 PSI depending on size. Fluid and vacuum hoses have a maximum operating temperature of 350° F. Turbo hoses have a maximum operating temperature of 500° F. **DO NOT USE WITH GASOLINE.**

COOLANT HOSE*



| PART NO. | I.D. |
|-----------------------|--------|
| 370100 | 1" |
| 370125 | 1-1/4" |
| • 372125 black w/wire | 1-1/4" |
| 570125 black | 1-1/4" |
| 370150 | 1-1/2" |
| 570150 black | 1-1/2" |
| 370175 | 1-3/4" |
| 570175 black | 1-3/4" |
| 370200 | 2" |
| 370225 | 2-1/4" |
| 370250 | 2-1/2" |
| 370275 | 2-3/4" |
| 370300 | 3" |

• **NHRA ACCEPTED VENT HOSE**

VACUUM HOSE*




| PART NO. | I.D. |
|----------|-------|
| 350012 | 1/8" |
| 350018 | 3/16" |
| 350025 | 1/4" |
| 350031 | 5/16" |
| 350038 | 3/8" |

HEATER HOSE*



| PART NO. | I.D. |
|----------|-------|
| 380025 | 1/4" |
| 380031 | 5/16" |
| 380038 | 3/8" |
| 380050 | 1/2" |
| 380062 | 5/8" |
| 380075 | 3/4" |
| 380100 | 1" |

PREFORMED HOSE



| | 45° | 90° | I.D. | RADIUS |
|--------|--------|--------|-------|--------|
| -- | 390100 | 1" | 1.5" | |
| -- | 390125 | 1-1/4" | 1.75" | |
| -- | 390150 | 1-1/2" | 2" | |
| 345175 | 390175 | 1-3/4" | 1.75" | |
| -- | 390200 | 2" | 4" | |
| -- | 390225 | 2-1/4" | 4" | |
| -- | 390250 | 2-1/2" | 3" | |
| -- | 390275 | 2-3/4" | 3.5" | |


Other sizes available on request.

*Coolant Hose, Vacuum hose and Heater hose is sold by the foot. Specify length and remember that bulk lengths can be slightly over or slightly under. See price sheet for details.

TURBO HOSE*

3-PLY

4-PLY



| 3-PLY | 4-PLY | I.D. |
|--------|--------|--------|
| 362125 | 364125 | 1-1/4" |
| 362150 | 364150 | 1-1/2" |
| 362175 | 364175 | 1-3/4" |
| 362200 | 364200 | 2" |
| 362250 | 364250 | 2-1/2" |
| 362275 | 364275 | 2-3/4" |
| 362300 | 364300 | 3" |
| 362312 | 364312 | 3-1/8" |
| 362350 | 364350 | 3-1/2" |

*Turbo Hose is sold by the foot. Specify length and remember that bulk lengths can be slightly over or slightly under. See price sheet for details.

62 Series is 3-ply glass fiber reinforced.

64 Series is 4-ply glass fiber reinforced.

LINER* HOSE CLAMPS FOR SILICONE HOSE



| PART NO. | QTY. | SIZE |
|----------|------|--------------------|
| 819406 | 4 | 9/16" to 13/16" |
| 819408 | 4 | 11/16" to 15/16" |
| 819410 | 4 | 13/16" to 1-1/16" |
| 819412 | 4 | 15/16" to 1-1/4" |
| 819420 | 4 | 1" to 1-3/4" |
| 819428 | 2 | 1-5/16" to 2-1/4" |
| 819436 | 2 | 1-13/16" to 2-3/4" |
| 819440 | 2 | 2-1/16" to 3" |
| 819444 | 2 | 2-5/16" to 3-1/4" |
| 819448 | 2 | 2-9/16" to 3-1/2" |
| 819460 | 2 | 2-5/16" to 4-1/4" |

*Liner hose clamps are fully lined to prevent extrusion of hose through band.

FLEXIBLE AIR DUCTING

XRP offers three lines of Flexible Air Ducting for racing vehicles and high performance street use. All our air ducting is designed to give top performance and long life. Details of duct construction and temperature ratings are listed below.

FLEX DUCT- NEOPRENE COATED - 88 & 881 SERIES

Both 88 Series and 881 Series hoses are neoprene coated fiberglass fabric cover and liner, permanently vulcanized together, enclosing a corrosion resistant spring steel wire helix for smoother internal flow. Externally reinforced with fiberglass cord. Eliminates kinking where sharp bends may be encountered. 881 hose does not have the inner liner and is available in 1.25", 2.5" and 3".

SOLD IN 12-FOOT LENGTHS

TEMPERATURE RANGE: -65° F TO +300° F




| PART NO. | I.D. |
|----------|---------------|
| 880010 | 1" |
| 880012 | 1.25" |
| 880015 | 1.5" |
| 880020 | 2" |
| 880025 | 2.5" |
| 880030 | 3" |
| 880035 | 3.5" |
| 880040 | 4" |
| 880050 | 5" |
| 881012 | 1.25" Unlined |
| 881025 | 2.5" Unlined |
| 881030 | 3" Unlined |

HI TEMP FLEX DUCT - SILICONE COATED - 89 SERIES

Similar to Neoprene Flex Duct, but with a silicone rubber coated fiberglass fabric cover and liner. Liner and cover are permanently vulcanized together, enclosing the core helix for smoother internal flow. Externally reinforced with fiberglass cord.

SOLD IN 12-FOOT LENGTHS

TEMPERATURE RANGE : -75° F TO +500° F (+600° F INTERMITTENT HEAT)



| PART NO. | I.D. |
|----------|--------|
| 890006 | 0.625" |
| 890010 | 1" |
| 890012 | 1.25" |
| 890015 | 1.5" |
| 890020 | 2" |
| 890025 | 2.5" |
| 890032 | 3.25" |
| 890030 | 3" |
| 890035 | 3.5" |
| 890040 | 4" |
| 890047 | 4.75" |
| 890050 | 5" |

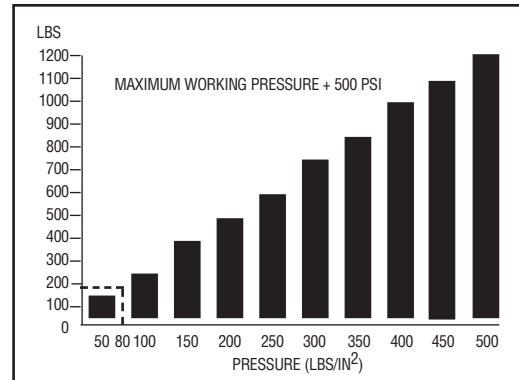
AIRJACK SYSTEMS

Strong, reliable Airjack Systems, manufactured by James Lister & Sons in England, offer the ultimate in high performance, materials and design. Jack bodies are made from a high strength alloy missile forging hard anodized and PTFE dipped for longer wear. All Airjacks feature inner springs of HS3 spring steel, extra-tough steel extruded pistons with hard chrome finish, sintered bronze bearings and hard anodized foot. See bar charts for lifting capacities. JLS Airjack Systems are used by Saloon, Sportscar and GT series teams throughout the world. The AJ-03 series, with greater lift capacity, can be used in conjunction with the AJ-01 in the same system, because both have the same working pressure. We also offer lightweight units with a composite carbon fiber piston rod, which are listed below with the letter "C" after the part number. The most popular lengths and strokes in stock. Special orders are available. Call for details.

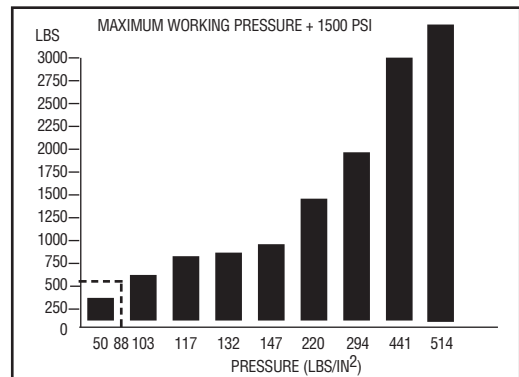
ALL JACKS HAVE INLET PORT THREAD OF M14 X 1.5 AND 35 BAR WORKING PRESSURE (500 PSI).



LIFTING CAPACITY - 52 MM



LIFTING CAPACITY - 88 MM



52 MM CYLINDER DIAMETER AIRJACK SYSTEMS

| JLS CODE | PART NO. | OVERALL LENGTH | MAX LIFT CAPACITY* | STROKE | WEIGHT |
|-----------------------|----------|------------------|--------------------|------------------|---------------------|
| AJ 01 | 870010 | 16.125" (407 MM) | 1,100 LBS./500 KG | 10.625" (270 MM) | 2.97 LBS. (1.35 KG) |
| AJ 02 | 870007 | 12" (305 MM) | 1,100 LBS./500 KG | 7.062" (180 MM) | 2.42 LBS. (1.10 KG) |
| AJ 01C (carbon fiber) | 870020 | 16.125" (407 MM) | 1,100 LBS./500 KG | 10.625" (270 MM) | 2.20 LBS. (1.00 KG) |
| AJ 02C (carbon fiber) | 870027 | 12" (305 MM) | 1,100 LBS./500 KG | 7.062" (180 MM) | 1.87 LBS. (0.85 KG) |

88 MM CYLINDER DIAMETER AIRJACK SYSTEMS

| JLS CODE | PART NO. | OVERALL LENGTH | MAX LIFT CAPACITY* | STROKE | WEIGHT |
|-----------------------|----------|----------------|--------------------|----------------|---------------------|
| AJ 03 | 870011 | 14" (355 MM) | 3,300 LBS./1500 KG | 9" (230 MM) | 5.06 LBS. (2.30 KG) |
| AJ 04 | 870012 | 8.86" (225 MM) | 3,300 LBS./1500 KG | 4.33" (110 MM) | 3.52 LBS. (1.60 KG) |
| AJ 03C (carbon fiber) | 870021 | 14" (355 MM) | 3,300 LBS./1500 KG | 9" (230 MM) | 4.29 LBS. (1.95 KG) |
| AJ 04C (carbon fiber) | 870022 | 8.86" (225 MM) | 3,300 LBS./1500 KG | 4.33" (110 MM) | 2.97 LBS. (1.35 KG) |

*Maximum lift capacity shown at 500 PSI (35 BAR)


AIRJACK FITTINGS & ACCESSORIES



AIRJACK SUPPORT STANDS

These stands prevent the retraction of the piston in case air supply is cut off. A great fail-safe.


| PART NO. | DESCRIPTION & STROKE |
|----------|-----------------------------|
| 871007 | FOR 52 MM JACKS/ 7" STROKE |
| 871010 | FOR 52 MM JACKS/ 10" STROKE |
| 871011 | FOR 88 MM JACKS/ 9" STROKE |
| 871012 | FOR 88 MM JACKS/ 4" STROKE |



LANCE

For use with either high pressure or low pressure Airjack Systems. Easy to use.

| PART NO. | DESCRIPTION |
|----------|-------------|
| 870008 | LANCE |



PROBE

Can be used to temporarily keep the Airjacks activated without the need for a continuous air supply. Special coating ensures smooth operation and durability.

| PART NO. | DESCRIPTION |
|----------|-------------|
| 870009 | PROBE |



BANJO FITTINGS, ADAPTERS, BOLTS, TEES & CONNECTORS


Some popular fittings listed below. See pages 32-35 of this catalog for an extensive range of choices from XRP.

| PART NO. | DESCRIPTION |
|----------|--|
| 871406 | M14 X 1.50 TO -6 MALE AN INLET FITTING |
| 871416 | 14MM BANJO TO -6 MALE AN SINGLE TAKE OFF |
| 871426 | 14MM BANJO TO -6 MALE AN DOUBLE TAKE OFF |
| 871430 | M14 X 1.50 BOLT (WITH CRUSH WASHERS) |



ADJUSTING NUTS AND REPAIR SEALS


| PART NO. | DESCRIPTION |
|----------|--|
| 870002 | AIRJACK ADJUSTING NUT FOR 52MM MODELS (3) |
| 870004 | AIRJACK ADJUSTING NUT FOR 88MM MODELS (3) |
| 870001 | AIRJACK REPAIR SEAL FOR 52MM MODELS (1 EACH) |
| 870003 | AIRJACK REPAIR SEAL 88MM MODELS (1 EACH) |



TUBE FLARING TOOLS

Designed specifically for 37° flaring hardline tubing. ROLL Flaring Tool deburs too!

| PART NO. | DESCRIPTION | TUBE SIZES |
|----------|-------------------------|--|
| 821050 | ROLL-FLAIR FLARING TOOL | 1/8, 3/16, 1/4, 3/8, 7/16, 1/2, 5/8, 3/4 |
| 821051 | IMPACT FLARING TOOL | 1/8, 3/16, 1/4, 3/8, 7/16, 1/2, 5/8 |



ALUMINUM TUBING ADAPTERS

| PART NO. | A FITTING SIZE | B TUBE SIZE |
|----------|----------------|-------------|
| 992005 | -6 AN Male | 5/16" |
| 992006 | -6 AN Male | 3/8" |
| 992008 | -8 AN Male | 1/2" |
| 992010 | -10 AN Male | 5/8" |
| 992105 | -6 AN Female | 5/16" |
| 992106 | -6 AN Female | 3/8" |
| 992108 | -8 AN Female | 1/2" |
| 992110 | -10 AN Female | 5/8" |
| 992112 | -12 AN Female | 3/4" |


50 PSI MAXIMUM. CALL FOR INCREASED PRESSURE INFORMATION.

STACK PLATE OIL COOLERS

XRP offers a terrific selection of the industry's highest quality coolers in a wide range of applications and profiles. We have the two most popular profiles, **Series 81 and Series 86**, in stock and custom orders are available too. See individual listings and approximate dimensions below. These stack plate oil coolers are fully brazed on all contact surfaces inside and out. Highly efficient heat exchange.

IMPORTANT NOTE:

Coolers have a female M22 x 1.5 ORB to accept screw-in adapters with different AN male sizes. Please specify adapter size on all coolers which have 22 as the last digits of the part number, as well as on applicable custom orders.



81 SERIES

| PART NO. | NO. OF ROWS | MATRIX HEIGHT | TOTAL WIDTH | SIZE FITTING |
|----------|-------------|---------------|-------------|-----------------------|
| 810722 | 7 | 2" | 8-1/4" | FEMALE M22 X 1.5 PORT |
| 811022 | 10 | 3" | 8-1/4" | FEMALE M22 X 1.5 PORT |
| 811322 | 13 | 3-7/8" | 8-1/4" | FEMALE M22 X 1.5 PORT |
| 811338 | 13 | 3-7/8" | 8-1/4" | 3/8" NPT FEM |
| 811622 | 16 | 4-7/8" | 8-1/4" | FEMALE M22 X 1.5 PORT |
| 811922 | 19 | 5-3/4" | 8-1/4" | FEMALE M22 X 1.5 PORT |
| 812522 | 25 | 7-5/8" | 8-1/4" | FEMALE M22 X 1.5 PORT |
| 813422 | 34 | 10-1/4" | 8-1/4" | FEMALE M22 X 1.5 PORT |
| 817222 | 72 | 22-1/4" | 8-1/4" | FEMALE M22 X 1.5 PORT |
| 817213 | 72 | 22-1/4" | 8-1/4" | 12 DIAGONAL FLOW |

86 SERIES

| PART NO. | NO. OF ROWS | MATRIX HEIGHT | TOTAL WIDTH | SIZE FITTING |
|----------|-------------|---------------|-------------|-----------------------|
| 860722 | 7 | 2" | 13" | FEMALE M22 X 1.5 PORT |
| 861022 | 10 | 3" | 13" | FEMALE M22 X 1.5 PORT |
| 861322 | 13 | 3-7/8" | 13" | FEMALE M22 X 1.5 PORT |
| 861338 | 13 | 3-7/8" | 13" | 3/8" NPT FEM |
| 861622 | 16 | 4-7/8" | 13" | FEMALE M22 X 1.5 PORT |
| 861638 | 16 | 4-7/8" | 13" | 3/8" NPT FEM |
| 861905 | 19 | 5-3/4" | 13" | 1/2" NPT FEM |
| 861909 | 19 | 5-3/4" | 13" | 8 AN MALE 2 PASS |
| 861922 | 19 | 5-3/4" | 13" | FEMALE M22 X 1.5 PORT |
| 861938 | 19 | 5-3/4" | 13" | 3/8" NPT FEM |
| 862522 | 25 | 7-5/8" | 13" | FEMALE M22 X 1.5 PORT |
| 862509 | 25 | 7-5/8" | 13" | 8 AN MALE 2 PASS |
| 862511 | 25 | 7-5/8" | 13" | 10 AN MALE 2 PASS |
| 862513 | 25 | 7-5/8" | 13" | 12 AN MALE 2 PASS |
| 862538 | 25 | 7-5/8" | 13" | 3/8" NPT FEM |
| 863422 | 34 | 10-1/4" | 13" | FEMALE M22 X 1.5 PORT |
| 864022 | 40 | 12-1/8" | 13" | FEMALE M22 X 1.5 PORT |
| 865022 | 50 | 15-1/4" | 13" | FEMALE M22 X 1.5 PORT |
| 866022 | 60 | 18-1/2" | 13" | FEMALE M22 X 1.5 PORT |

HOW TO ORDER CUSTOM OIL COOLERS BY PART NUMBER

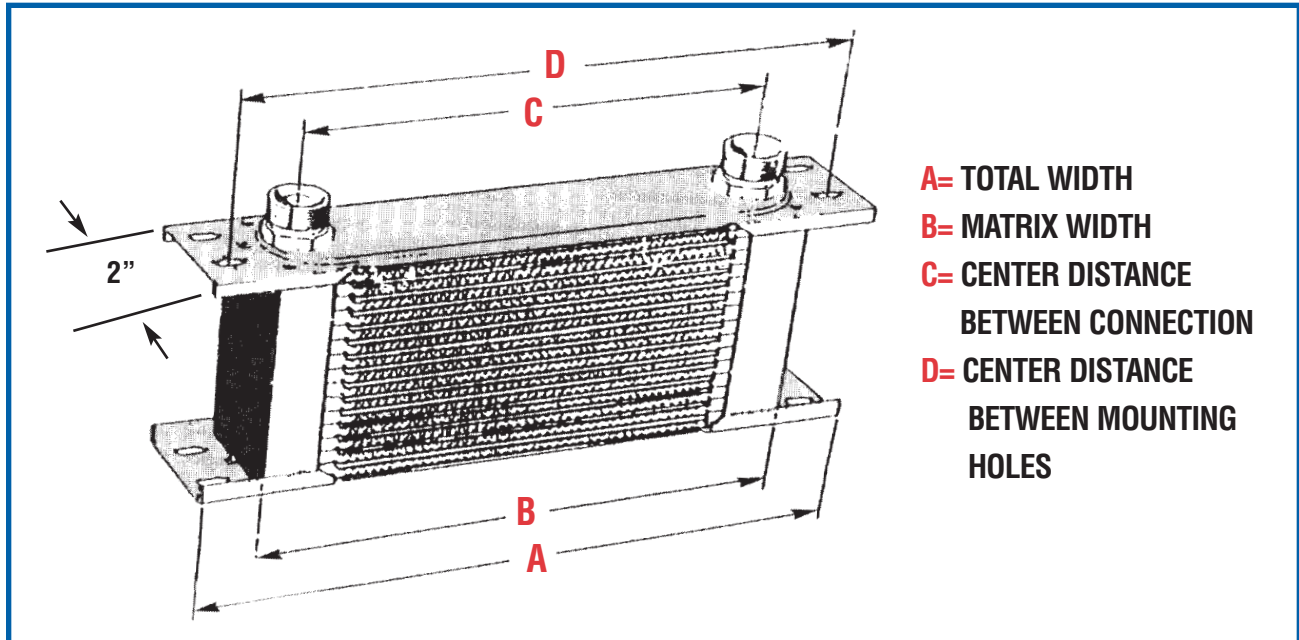
The first two digits of part numbers indicate type, the second two digits indicate the number of rows and the last two digits indicate inlet/outlet size. Let's use 861338 as an example:

86 TYPE **13** NO. OF ROWS **38** INLET/OUTLET SIZE

On all coolers that require 6, 8, 10 or 12 AN MALE, the last two digits will be 22 signifying that they have a female M22 x 1.5 ORB to accept screw-in adapters with different AN male sizes. Please specify adapter size on all coolers which have 22 as the last digits of the part number. For example, for 865022, specify adapter size.

86 TYPE **50** NO. OF ROWS **22** INLET/OUTLET SIZE

STACK PLATE OIL COOLERS



| INVENTORY STATUS | SERIES TYPE | (A) TOTAL WIDTH | (B) MATRIX WIDTH BETWEEN CONNECTION | (C) CENTER DISTANCE BETWEEN MNTG. HOLES | (D) CENTER DISTANCE |
|------------------|-------------|-----------------|-------------------------------------|---|---------------------|
| IN STOCK | 81 | 8.250" | 6.500" | 5.125" | 7.500" |
| CUSTOM ORDER | 82 | 9.000" | 7.250" | 6.000" | 8.250" |
| CUSTOM ORDER | 83 | 10.000" | 8.250" | 7.000" | 9.250" |
| CUSTOM ORDER | 84 | 11.000" | 9.250" | 8.000" | 10.250" |
| CUSTOM ORDER | 85 | 12.000" | 10.250" | 9.000" | 11.250" |
| IN STOCK | 86 | 13.000" | 11.250" | 10.000" | 12.250" |
| CUSTOM ORDER | 87 | 14.000" | 12.250" | 11.000" | 13.250" |
| CUSTOM ORDER | 88 | 15.000" | 13.250" | 12.000" | 14.250" |
| CUSTOM ORDER | 89 | 16.000" | 14.250" | 13.000" | 15.250" |

SEE DIAGRAM ABOVE FOR (A) (B) (C) (D).

SCREW-IN ADAPTERS FOR STACK PLATE OIL COOLERS



| PART NO. | DESCRIPTION | SIZE |
|----------|---------------|------------|
| 922004 | M22 X 1.5 ORB | 4 AN MALE |
| 922006 | M22 X 1.5 ORB | 6 AN MALE |
| 922008 | M22 X 1.5 ORB | 8 AN MALE |
| 922010 | M22 X 1.5 ORB | 10 AN MALE |
| 922012 | M22 X 1.5 ORB | 12 AN MALE |

TRANSMISSION COOLER TAKEOFF



For use with TH350, TH400 or 700R4

1 pair with crush washers

| PART NO. | DESCRIPTION |
|----------|--------------------------------|
| 940006 | 1/4" NPS STRAIGHT PIPE TO 6 AN |



DOUBLE SWIVEL TRIPLE-SEALED FITTINGS FOR STACK PLATE OIL COOLERS

Designed to mount directly onto stack plate oil cooler inlets. For use with XRP HS-79 Smooth-Bore PTFE hose, Braided Stainless Steel CPE hose or XR-31 hose. 45° and 90° in stock. 30°, 60°, 120°, 150° and 180° by special order.

| SIZE | ANGLE | PART NO. FOR SS CPE HOSE | PART NO. FOR HS-79 HOSE |
|------|-------|--------------------------|-------------------------|
| 6 | 45° | 204506M22 | 224506M22 |
| 6 | 90° | 209006M22 | 229006M22 |
| 8 | 45° | 204508M22 | 224508M22 |
| 8 | 90° | 209008M22 | 229008M22 |
| 10 | 45° | 204510M22 | 224510M22 |
| 10 | 90° | 209010M22 | 229010M22 |
| 12 | 45° | 204512M22 | 224512M22 |
| 12 | 90° | 209012M22 | 229012M22 |

ENGINE BEARINGS - ALECULAR PRO SERIES

Alecular Engine Bearings are proven effective on circle track engines running at 8000 rpm, on Top Fuel blown engines producing over 5500 HP as well as on high performance street vehicles.

Alecular material offers an extremely high temperature threshold, high load capacity, excellent conformability and embedability.

Manufactured by King Bearings, a leader in the bearing field, Alecular bearings are subjected to strict tolerance control ensuring that the shells are matched to .0001" within a set, which means no more broken sets due to shell variations.



ENGINES LISTED IN THIS COLUMN MAY USE...

ANY OF THESE ROD BEARINGS...

AND ANY OF THESE MAIN BEARINGS

| | | |
|--|---|---|
| Chevy V8 305 1976-93 Chevy V8 350 1967-93 | CR-850-HP* dowel hole OR CR-848-HP* no dowel hole | MB-5142-HP* 240° grooved OR MB-5160-HP* fully grooved |
| Chevy V8 302 1967 Chevy V8 327 1962-67 | CR-852-HP dowel hole OR CR-851-HP no dowel hole | - - |
| Chevy V8 400 1970-80 | CR-850-HP* dowel hole OR CR-848-HP* no dowel hole | MB-5143-HP* 240° grooved OR MB-5163-HP* fully grooved |
| Chevy V8 396 1965-70 Chevy V8 427 1966-93 Chevy V8 454 1970-93 | CR-853-HP dowel hole OR CR-849-HP no dowel hole | MB-5147-HP** 240° grooved OR MB-5164-HP fully grooved |
| Chrysler V8 426 Alum. Hemi. (Standard Only) | CR-840-HP 8 uppers & 8 lowers OR CR-863-HP 16 uppers only OR CR-838-HP 16 lowers only | MB-5116-HP full set OR MB-5154-HP 10 lowers including 2 lower flanges OR MF-5116-HP flanges only, 2 uppers, 2 lowers OR MB-5218-HP 10 uppers including 2 upper flanges |
| Ford V8 289 1963-68 Ford V8 302 1968-93 | CR-855-HP dowel hole OR CR-854-HP no dowel hole | MB-5161-HP 240° grooved OR MB-5162-HP fully grooved |
| Ford V8 351C 1970-74 including NASCAR/ARCA w/ 2.100" rod journal | CR-848-HP* no dowel hole | MB-5169-HP 240° grooved |
| Ford V8 429 1963-73, 1979-98 Ford V8 460 1968-98 | CR-874-HP*** no dowel hole | MB-5242-HP*** 240° grooved |

SIZES AVAILABLE:

STDX (.001 extra clearance), **STD** .001, .010X, .010, .011, .020

Chrysler Hemi: STD Only.

*Also available in .020X, .020, .021 and .030

**Also available in .030

***Also available up to .011 only, except CR-874-HP is also available in .020 & .030

BEARING FEATURES:

Micro-fine unplated finish.

Mains are narrowed for large radii crankshaft. 240° extended grooving. 5/16" chamfered oil holes.

Rods have large 45° chamfer on crank cheek side of bearing.

INSTALLATION ACCESSORIES & TOOLS

Anodized color coded wrenches sized to fit the swivel nuts on hose ends. These wrenches have a fully radiused edge to fit your hand. Machined from heat treated 6061 aluminum alloy to withstand the demands of professional race teams. Available single or double ended. USE STEEL WRENCHES FOR HOSE END ASSEMBLY.

PRO SERIES WRENCHES - SINGLE END



| PART NO. | DESCRIPTION |
|----------|--------------------------------|
| 750001 | SINGLE END - COMPLETE SET 3-20 |
| 750003 | SINGLE END - SIZE 3 |
| 750004 | SINGLE END - SIZE 4 |
| 750006 | SINGLE END - SIZE 6 |
| 750008 | SINGLE END - SIZE 8 |
| 750010 | SINGLE END - SIZE 10 |
| 750012 | SINGLE END - SIZE 12 |
| 750016 | SINGLE END - SIZE 16 |
| 750020 | SINGLE END - SIZE 20 |

PRO SERIES WRENCHES - DOUBLE END



| PART NO. | DESCRIPTION |
|----------|--------------------------------|
| 750000 | DOUBLE END - COMPLETE SET 3-20 |
| 750404 | DOUBLE END - SIZE 3 AND 4 |
| 750208 | DOUBLE END - SIZE 6 AND 8 |
| 750112 | DOUBLE END - SIZE 10 AND 12 |
| 750520 | DOUBLE END - SIZE 16 AND 20 |

ALUMINUM VISE JAWS



These aluminum vise jaw inserts will protect your hose ends during assembly. Each jaw has a magnetic backing to hold it securely in place. Sold in pairs.

| PART NO. | DESCRIPTION |
|----------|-----------------------|
| 821010 | ALUMINUM VISE JAW SET |

INSTALLATION TIPS


STAINLESS STEEL AND XR-31 HOSE ASSEMBLIES



Step 1



Step 2



Step 3



Step 4



Step 5



Step 6



Step 7

1 Wrap hose tightly with tape at cutting point. Using a fine tooth hacksaw, cable cutters or XRP Cut-Off Blade, cut the hose in the middle of the tape. **IMPORTANT: Remove tape after cutting, being careful not to fray the braid. Failure to remove tape can impede hose assembly and lead to fitting blow off. Under no circumstances should tape be left on the hose during assembly.**

2 Slip hose into socket to the depth indicated by the hose insertion mark on the outside of the socket. This should be just short of the back of the threads.

3 VERY IMPORTANT - Mark hose with tape or suitable marking device at rear of socket. This mark will later indicate to you if the hose has pushed out of the socket during assembly.

4 Using an anti-seize lubricant, liberally lubricate inside of hose and threads on the nipple.

5 Holding nipple horizontally in a vise, push socket end carefully with hose onto nipple with a turning motion and engage nipple threads into those of the socket. Continue tightening by hand as far as possible to make sure that the threads are properly mated and no cross threading has occurred.

6 Using a wrench, complete tightening assembly. When properly assembled, a small gap of .030" or less should exist between the socket and shoulder of the nipple.

7 VERY IMPORTANT - Check mark made on hose in Step 3 for any evidence of push-out.

8 Hose assembly should be cleaned and tested to **twice the maximum operating pressure**. Hose assembly should also be checked for any leakage under **normal operating conditions**.

INSTALLATION TIPS

PUSH-ON HOSE ASSEMBLIES

- 1 Using a fine tooth hacksaw or XRP Cut-Off Blade, cut the hose at the required length.
- 2 Clean away any loose debris from both ends and inside the hose. Secure a fitting in a bench vise and attach hose end to the fitting.
- 3 Lubricate the fitting tail and inside the hose. For easier fitting, you can use a hot air gun to gently warm the hose.
- 4 Push the hose over the fitting tail, until it is tight behind the hose finisher.
- 5 Hose assembly should be cleaned and tested to **twice the maximum operating pressure**. Hose assembly should also be checked for any leakage under **normal operating conditions**.



Step 1



Step 2



Step 3



Step 4



PUSH-ON CLAMP INSTALLATION

For severe race use, high temperature or oil line applications.



Step 1



Step 2




Step 3




Step 4

PUSH-ON CLAMP REMOVAL



Step 1



Step 2



Step 3

IMPORTANT SAFETY NOTE: When cutting, assembling or pressure testing any XRP hose and/or fittings, appropriate regulation protective eyewear should be worn at all times.

INSTALLATION TIPS

PTFE HOSE ASSEMBLIES




Step 1



Step 2



Step 3



Step 4




Step 5




Step 6



Step 7



Step 8



Step 9

1 Wrap hose with tape at cut-off point and cut through the tape with a fine-tooth hacksaw or XRP Cut-Off Blade. **IMPORTANT: Remove tape and deburr the tube.**

2 When braided PTFE hose is cut, one end will naturally try to flare away from the tube and the other end will remain tighter to the hose. Slip the socket onto the hose over the tighter end. Be sure the threads are facing the cut end as shown.

3 Position Separating Tool, **Part No. 821060** as seen on page 60, and clamp horizontally in the vise. Slip the hose on the mandrel of the tool.

4 Move the hose with a twisting motion, allowing the edge of the Separating Tool to get under the braid and begin to flare it away from the tube. This will allow the olive to be installed.

5 Remove the hose from the mandrel and push the olive onto the tube and under the outer braid.

6 Slip the hose with the olive on the tube back on the mandrel of the Separating Tool, still in the vise. Push forward on the tube, allowing the flaring edge of the tool to firmly seat the olive on the tube. The mandrel of the tool will prevent the tube from collapsing inside the olive and keep it sized properly.

7 Remove the hose from the Separating Tool and inspect the tube inside the olive, making sure it is pushed fully forward and that the olive is under the outer braid. Check inside of tube for any debris or damage.

8 Position nipple end in vise and firmly clamp. Slip the hose and olive carefully onto the nipple stem. It should go on easily.

9 Apply an oil or anti-seize lubricant to the nipple threads.

10 While holding the hose, firmly on the nipple in the vise, move the socket on the hose forward over the flared braid and olive. Carefully engage the socket onto the nipple's threads and tighten by hand. Make certain that the threads are engaged correctly and you do not cross-thread them. Continue to tighten by hand.

11 Using a wrench, finish tightening the socket onto the nipple stem. When properly assembled, a small space between the nipple hex and the socket of .030" or less should exist when the socket feels tight. The socket should not tighten easily on up to the nipple's hex shoulder. If this happens, it is an indication that the braid may not be properly retained between the socket and the olive.

12 Clean and test assembly at **twice the maximum operating pressure**. Recheck assembly for leaks under **normal operating conditions**.



Step 10



Step 11

INSTALLATION TIPS


HS-79 & HS-79 WITH CSM HOSE ASSEMBLIES



1 Use the XRP Hose Cut-Off Blade to cut the hose to the proper length. The toothless knife edge wheel will provide a clean and square cut. May be used on stainless steel braided hose also.



2 Slip the crimp collar over the hose until the inside flange of the collar is against the face of the hose.



3 Push the nipple into the hose until the back of the nipple's locking flange is approximately 0.050" away from the face of the crimp collar, as shown at **A**. Without moving the nipple, carefully slide the crimp collar over the nipple until the collar's locking flange engages the locking groove on the nipple, as shown in **B**.



4 Insert the lower half of the crimp die into the crimping machine, making sure it is placed under the spring steel clips to hold it in place.



5 Position the hose assembly into the crimp die. Be careful not to disturb the nipple and collar placement.



6 Place the upper half of the crimp die over the assembly in the crimper.



7 Install the tapered die pusher ring plate over the crimp die. Push the plate down by hand, until the crimp die is snug on the crimp collar. Make sure the die covers the entire length of the collar.



8 Place the pusher cone into the crimp machine and pump the handle until the cone just contacts the pusher ring plate. Now, recheck! Make certain that the crimp collar is fully covered by the crimp die and the nipple has not moved.



9 Continue pumping the handle until the crimp die cage is completely closed and the pressure on the gauge indicates 4,000 to 5,000 psi. Larger sizes may require more pressure. Each die has been manufactured to provide the proper finished diameter crimp. Pressure test and inspect the finished hose assembly.

IMPORTANT SAFETY NOTE: When cutting, assembling or pressure testing any XRP hose and/or fittings, appropriate regulation protective eyewear should be worn at all times.

INSTALLATION TIPS


FYRE JACKET INSTALLATION

1 FYRE JACKET is easiest to install at the time of hose assembly. However, with a bit more effort, it may be installed onto an already existing hose assembly. Assemble one hose end and insert a threaded plug into the female end fitting. Wrap tape around the opposite end of the hose to prevent it from snagging the inside of the FYRE JACKET and keep any debris out of the hose during installation. Plug off both end fittings if covering a previously assembled hose.

2 Cut the FYRE JACKET to the proper length and slip it over the unassembled end of the hose or, if installing on an existing assembly, one of the plugged end fittings.

3 While a helper pushes the hose forward into the FYRE JACKET, he can grab the installed end of the FYRE JACKET and try to pull it toward him and onto the hose. USING GREAT CAUTION and with proper eye protection on both you and your helper, apply a VERY SMALL amount of compressed air into the open end of the FYRE JACKET while your helper continues to grab the FYRE JACKET and pull it onto the hose. The compressed air should be only sparingly applied to just slightly expand the FYRE JACKET and allow it to slide easily over the hose. DO NOT INFLATE THE FYRE JACKET as this could cause injury or death.

4 Center the FYRE JACKET on the hose using the compressed air under the FYRE JACKET, if necessary. Install the remaining hose end fitting if needed. Tape or seal the cut ends of the FYRE JACKET as needed to prevent any fluids from wicking into the exposed fibers. Silver silicone FYRE TAPE, part no. 320200, is excellent for this protection.



Step 1



Step 2



Step 3



Step 4



Completed



OVERBRAID INSTALLATION

1 Slide overbraid over the hose and stretch until snug.

2 Mark length and cut the ends with tin snips.

3 Reconnect hose to end fitting and secure with clamp or hose finisher as desired.



Step 1



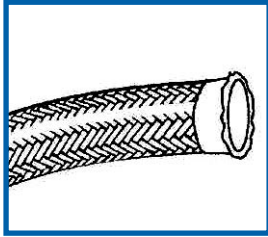
Step 2



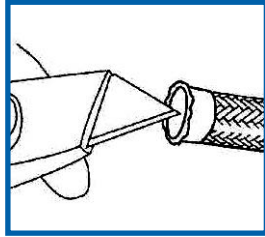
Step 3

INSTALLATION TIPS

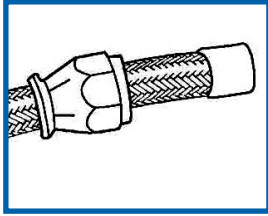
AIR CONDITIONING HOSE & FITTINGS




Step 1



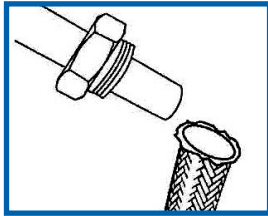
Step 2



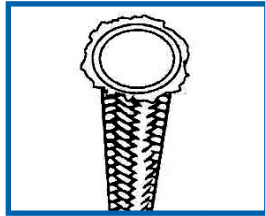
Step 3



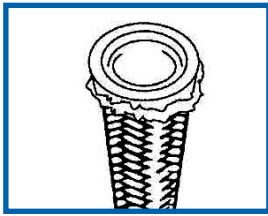
Step 4



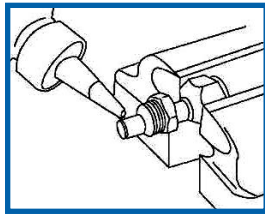
Step 5



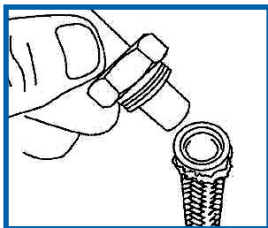
Step 6



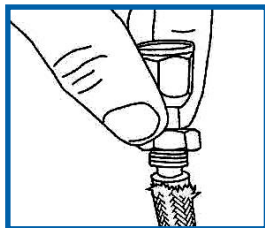
Step 7



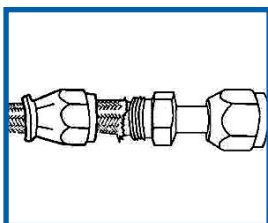
Step 8



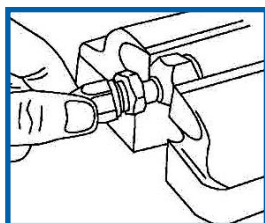
Step 9



Step 10



Step 11



Step 12

1 Wrap hose with tape at cut-off point and cut through the tape with a fine-tooth hacksaw or XRP Cut-Off Blade. **Make a clean, straight cut.**

2 Remove burrs and debris. Clean hose thoroughly before assembly.

3 Insert the hose through the socket with the threads facing in the direction that the nipple will be inserted.

4 Once the socket is slid onto the hose, carefully remove **all** the tape.

5 Gently insert an Aeroquip FT1038A hose tool (available from XRP) or the fitting nipple end into the inside diameter opening of the blue core tube of the A/C hose.

6 Using a slow rotating motion, roll the hose tool or nipple end around the inside of the hose so that the braid separates from the tube as shown. Do not stretch the tube out too much or it will not fit into the sleeve in Step 7.

7 Push the sleeve over the end of the blue tube and under the wire braid by hand. To position the sleeve, push the hose end against a flat surface. Check to see that the tube stock butts against the O-ring on the inside of the sleeve. **Do not kink or damage the hose or a new piece must be cut and used.**

8 Lubricate the nipple with refrigerant oil.

9 Insert lubricated nipple into the hose.

10 Use a rotating motion until the nipple has bottomed out into the sleeve. **Be very careful not to kink or crush the hose.**

11 With the nipple fully inserted, slide the socket back up on the hose to the nipple threads.

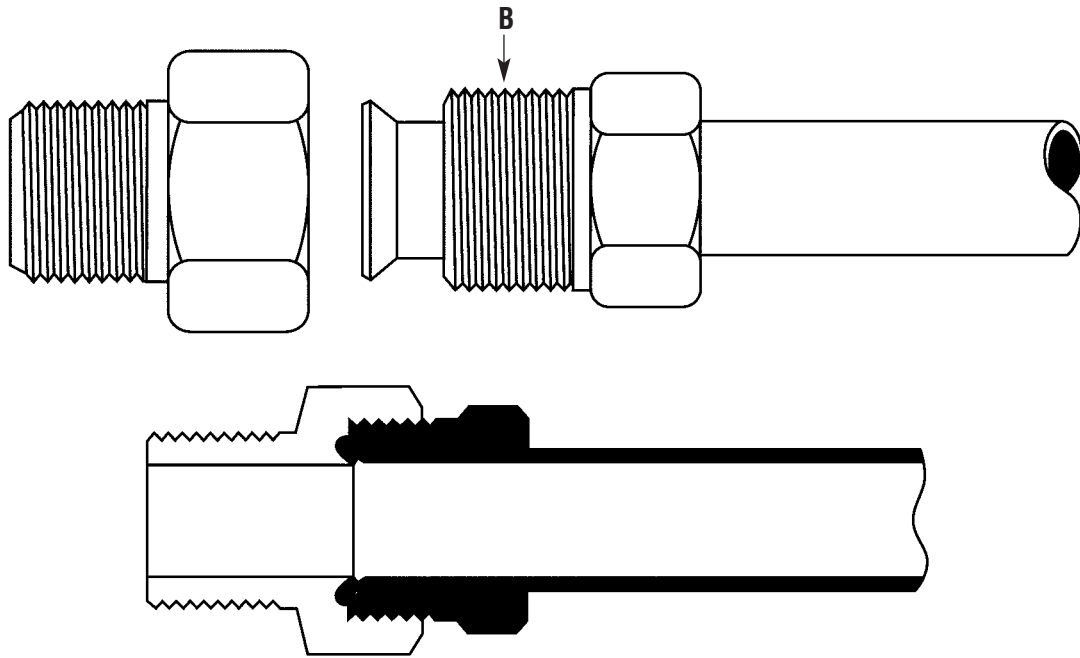
12 With the nipple end held securely in a vise, hand tighten the socket to the nipple. Then, using a wrench, tighten the socket the rest of the way onto the nipple. It is OK if the hose rotates during this process. **Do not overtighten the threads as this could cause stripping.**

13 Repeat Steps 2 through 12 to complete the other end of the hose assembly. Once assembled, **remove any contaminants from the hose before installing it into the A/C system.**

IMPORTANT SAFETY NOTE: When cutting, assembling or pressure testing any XRP hose and/or fittings, appropriate regulation protective eyewear should be worn at all times.

TECHNICAL INFORMATION

INVERTED FLARE FITTINGS




| | | | | | | | | | | | |
|------------------|---------|--------|---------|--------|--------|----------|--------|--------|-----------|-----------|-----------|
| TUBE O.D. | 1/8 | 3/16 | 1/4 | 5/16 | 3/8 | 7/16 | 1/2 | 5/8 | 3/4 | 7/8 | 1 |
| THREAD SIZE-B | 5/16-28 | 3/8-24 | 7/16-24 | 1/2-20 | 5/8-18 | 11/16-18 | 3/4-18 | 7/8-18 | 1-1/16-16 | 1-3/16-16 | 1-5/16-16 |

This chart shows the common thread sizes for inverted flare fittings and tubing.

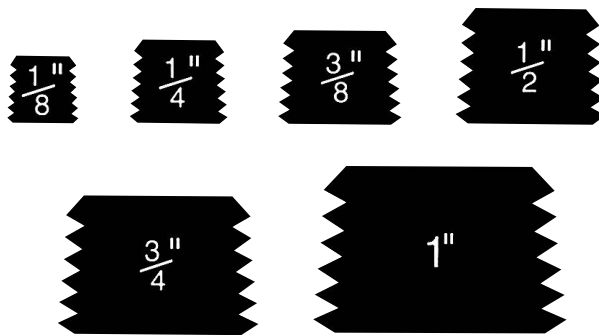
TECHNICAL INFORMATION

UNDERSTANDING AN THREAD SIZES Use the figures below to determine the AN thread size before ordering. The chart at the right shows the corresponding metal tube outer diameter and thread size for each size.



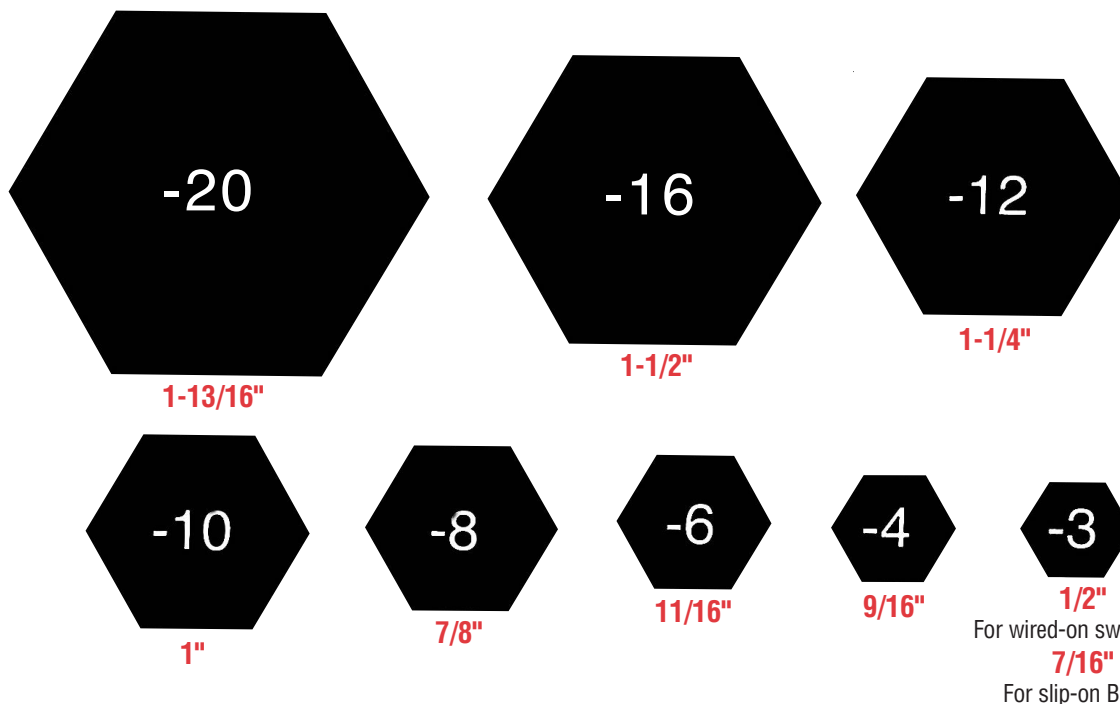
| AN SIZE | METAL TUBE O.D. | THREAD SIZE |
|---------|-----------------|----------------|
| 3 | 3/16" | 3/8"-24 UNJ |
| 4 | 1/4" | 7/16"-20 UNJ |
| 5 | 5/16" | 1/2"-20 UNJ |
| 6 | 3/8" | 9/16"-18 UNJ |
| 8 | 1/2" | 3/4"-16 UNJ |
| 10 | 5/8" | 7/8"-14 UNJ |
| 12 | 3/4" | 1-1/16"-12 UNJ |
| 16 | 1" | 1-5/16"-12 UNJ |
| 20 | 1-1/4" | 1-5/8"-12 UNJ |

UNDERSTANDING NPT THREAD SIZES Use the figures below to determine the NPT thread size before ordering. The chart at the right shows the corresponding thread size, threads per inch, outer diameter and closest AN fitting size for each.



| PIPE THREAD SIZE | THREADS PER INCH | PIPE O.D. | CLOSEST AN FITTING SIZE |
|------------------|------------------|-----------|-------------------------|
| 1/8" | 27 | .405" | 4 |
| 1/4" | 18 | .540" | 6 |
| 3/8" | 18 | .675" | 8 |
| 1/2" | 14 | .840" | 10 |
| 3/4" | 14 | 1.050" | 12 |
| 1" | 11-1/2 | 1.315" | 16 |
| 1-1/4" | 11-1/2 | 1.660" | 20 |

DETERMINING B-NUT SIZES Use the figures below to determine the B-nut size before ordering.



TECHNICAL INFORMATION

STANDARD TORQUE LIMITS FOR HOSE AND TUBE COUPLING NUTS

*Inch Pounds Shown

| TUBE O.D. | HOSE SIZE | NUT HEX | A | B | C |
|-----------|-----------|---------|---------|-----------|----------|
| 1/4" | -4 | 9/16" | 50-65 | 135-150 | 100-120 |
| 3/8" | -6 | 11/16" | 110-125 | 270-300 | 210-250 |
| 1/2" | -8 | 7/8" | 210-250 | 400-500 | 340-420 |
| 5/8" | -10 | 1" | 300-350 | 650-700 | 400-480 |
| 3/4" | -12 | 1-1/4" | 425-500 | 900-1000 | 725-850 |
| 1" | -16 | 1-1/2" | 600-700 | 1200-1400 | 900-1150 |
| 1-1/4" | -20 | 2" | 680-800 | 1200-1400 | 900-1150 |

$$\frac{\text{*Inch Pounds}}{12} = \text{Foot Pounds}$$

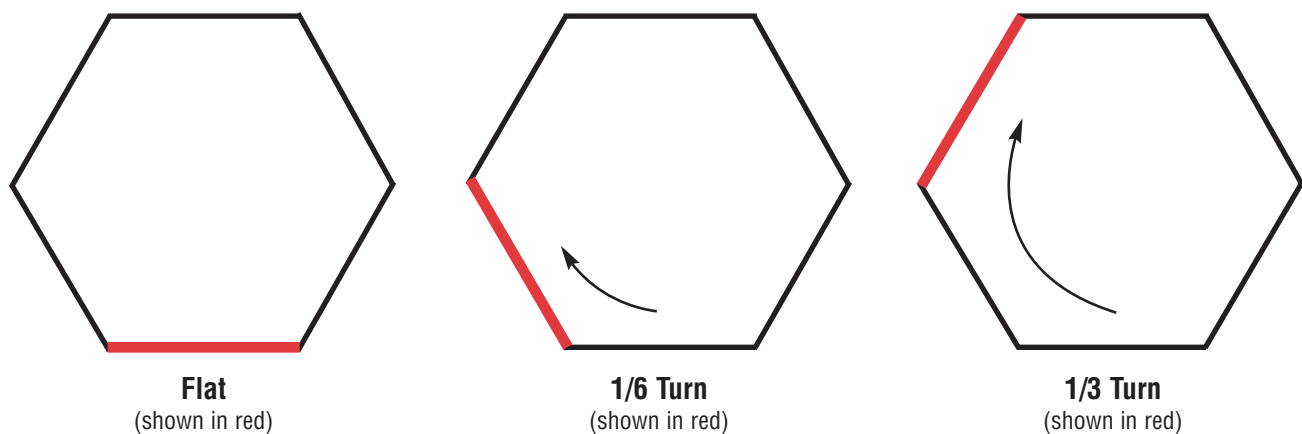
Over tightening of hose and tube coupling nuts will cause **thread and seal damage** and can result in **leakage**. Torque values are for threads lubricated with hydraulic fluid, 30 weight motor oil or antiseize compound.

KEY

- A** - Steel or aluminum flared fitting nuts and tube sleeves, AN818 and AN819: used on aluminum tube.
- B** - Steel or aluminum flared fitting nuts and tube sleeves, AN818 and AN819: used on steel tube.
- C** - Steel or aluminum flared fitting hose coupling nuts.

Where use of a torque wrench is not feasible, use a conventional wrench to tighten the coupling nuts. Tighten until a distinct increase in the torque is noted. Continue tightening an additional 1/6 of a turn. Back off the nut. Again, tighten until a distinct increase in the torque is noted. Continue tightening an additional 1/6 to 1/3 of a turn.


NOTE: One hex flat = 1/6 of a turn



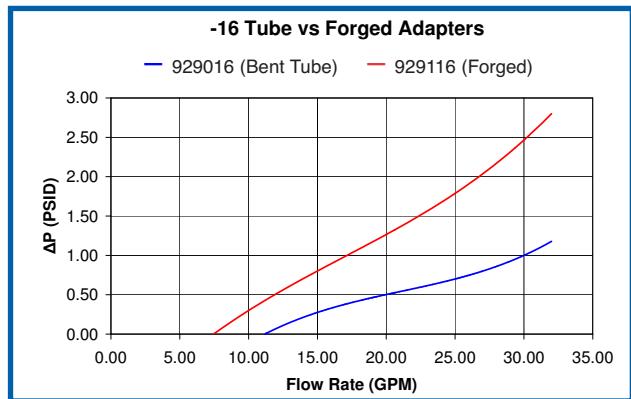
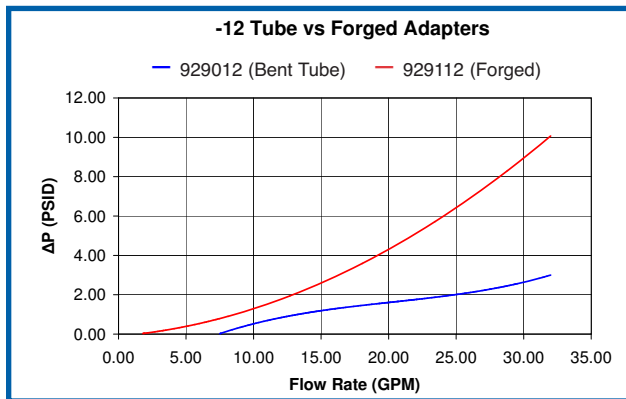
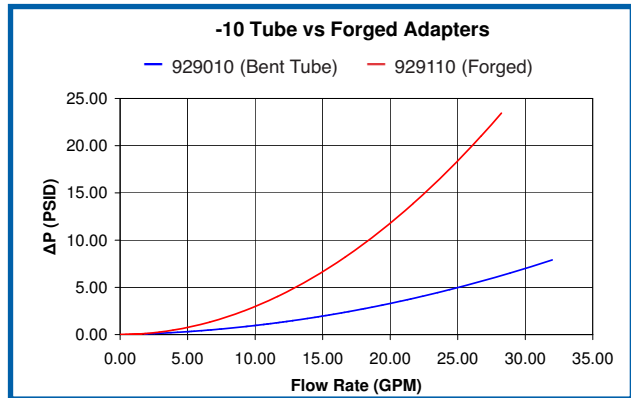
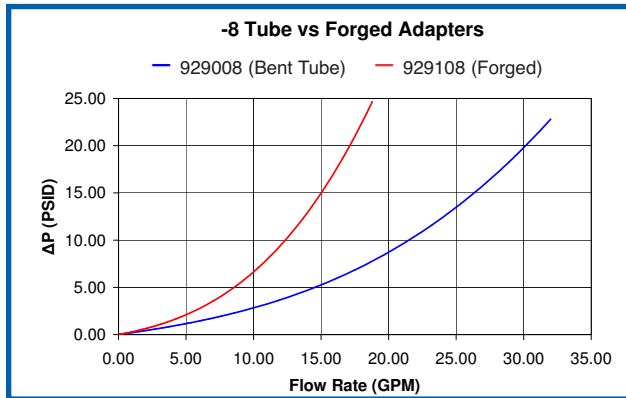
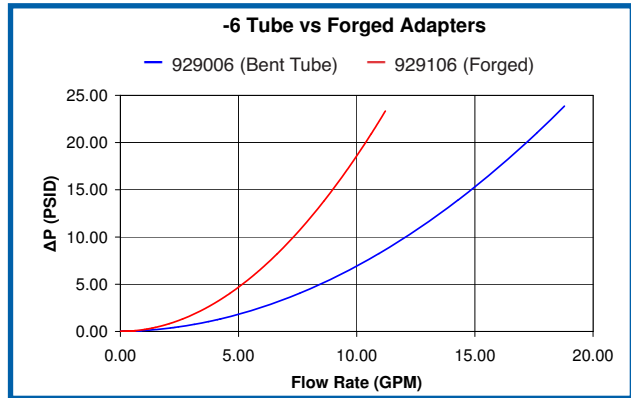
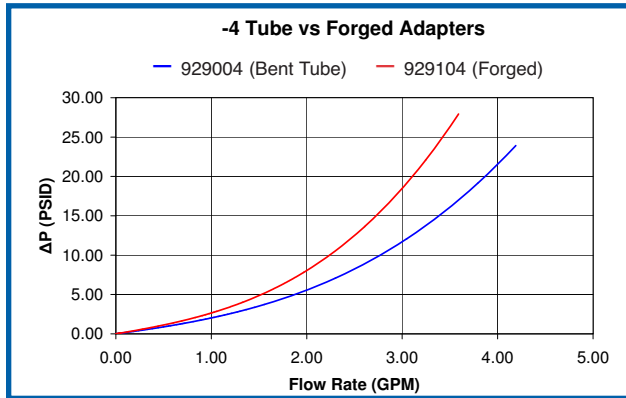
TECHNICAL INFORMATION

FLOW COMPARISON 90° BENT TUBE AND 90° FORGED ADAPTER FITTINGS

XRP has constructed its own in house flow testing facility for flow research and product development studies. We have been asked many times over the years what the flow restriction and pressure drop differences are between many different products. One of the most common asked questions is about the comparative differences between the bent tube 90° and the block or forged 90° hose ends or adapters. We are publishing some of the test results here to give our customers a better understanding about these differences. Obviously, with over 5,000 available products, we can't publish test data on every hose end, adapter or hose but we do have some very interesting information available and the resources to get answers to the technical questions.



On each graph shown below, the red line denotes the forged adapter and the blue line denotes the bent tube adapter.



TECHNICAL INFORMATION

HOSE FLOW CAPACITIES PRESSURE DROP

| Hose Dash Size | -4 | | -5 | | -6 | | -8 | | -10 | | -12 | | -16 | | -20 | | -24 | | -32 | | -40 | -48 | |
|--------------------|-------|-------|-------|------|------|------|-------|------|------|------|------|------|------|------|------|------|------|------|------|------|------|------|------|
| Hose I.D. (inches) | 0.19 | 0.25 | 0.25 | 0.31 | 0.31 | 0.38 | 0.41 | 0.50 | 0.50 | 0.63 | 0.63 | 0.75 | 0.88 | 1.00 | 1.13 | 1.25 | 1.38 | 1.50 | 1.81 | 2.00 | 2.38 | 3.00 | |
| 0.25 | 10.0 | 3.1 | 3.1 | | | | | | | | | | | | | | | | | | | | |
| 0.5 | 19.0 | 6.0 | 6.0 | 2.7 | 2.7 | | | | | | | | | | | | | | | | | | |
| 1 | 40.0 | 12.0 | 12.0 | 5.5 | 5.5 | 2.4 | | | | | | | | | | | | | | | | | |
| 2 | 95.0 | 24.0 | 24.0 | 10.0 | 10.0 | 4.8 | 3.5 | | | | | | | | | | | | | | | | |
| 3 | 185.0 | 46.0 | 46.0 | 17.0 | 17.0 | 7.0 | 5.0 | 2.2 | 2.2 | | | | | | | | | | | | | | |
| 4 | | 78.0 | 78.0 | 29.0 | 29.0 | 12.0 | 8.0 | 3.0 | 3.0 | 1.2 | 1.2 | | | | | | | | | | | | |
| 5 | | 120.0 | 120.0 | 44.0 | 44.0 | 18.0 | 12.0 | 4.5 | 4.5 | 1.6 | 1.6 | 0.7 | | | | | | | | | | | |
| 8 | | | | 95.5 | 95.0 | 39.0 | 26.0 | 10.0 | 10.0 | 3.6 | 3.6 | 1.4 | 0.6 | | | | | | | | | | |
| 10 | | | | | | 59.0 | 40.0 | 15.0 | 15.0 | 5.7 | 5.7 | 2.0 | 1.0 | 0.6 | | | | | | | | | |
| 12 | | | | | | 80.0 | 52.0 | 20.0 | 20.0 | 7.2 | 7.2 | 2.6 | 1.5 | 0.8 | 0.4 | | | | | | | | |
| 15 | | | | | | | 75.0 | 30.0 | 30.0 | 10.0 | 10.0 | 4.2 | 2.2 | 1.2 | 0.7 | 0.4 | | | | | | | |
| 18 | | | | | | | 107.0 | 40.0 | 40.0 | 15.0 | 15.0 | 6.3 | 3.0 | 1.5 | 0.7 | 0.6 | 0.4 | | | | | | |
| 20 | | | | | | | | 49.0 | 49.0 | 19.0 | 19.0 | 8.0 | 3.4 | 2.0 | 1.1 | 0.7 | 0.4 | 0.3 | | | | | |
| 25 | | | | | | | | 72.0 | 72.0 | 26.0 | 26.0 | 11.0 | 5.5 | 3.0 | 1.6 | 1.0 | 0.6 | 0.4 | 0.2 | | | | |
| 30 | | | | | | | | | | 34.0 | 34.0 | 14.0 | 7.0 | 3.6 | 2.2 | 1.3 | 0.8 | 0.5 | 0.2 | 0.1 | | | |
| 35 | | | | | | | | | | 47.0 | 47.0 | 19.0 | 9.5 | 5.0 | 2.8 | 1.7 | 1.1 | 0.7 | 0.3 | 0.2 | | | |
| 40 | | | | | | | | | | | | 25.0 | 12.0 | 6.5 | 3.4 | 2.2 | 1.4 | 0.9 | 0.4 | 0.2 | | | |
| 50 | | | | | | | | | | | | 36.0 | 17.0 | 9.0 | 5.3 | 3.3 | 2.0 | 1.3 | 0.5 | 0.4 | 0.2 | | |
| 60 | | | | | | | | | | | | 50.0 | 23.0 | 12.0 | 7.5 | 4.4 | 2.8 | 1.8 | 0.8 | 0.5 | 0.2 | | |
| 70 | | | | | | | | | | | | | 31.0 | 17.0 | 9.3 | 6.0 | 3.8 | 2.4 | 1.0 | 0.7 | 0.3 | | |
| 80 | | | | | | | | | | | | | 38.0 | 21.0 | 12.0 | 7.1 | 4.6 | 3.0 | 1.2 | 0.8 | 0.3 | 0.1 | |
| 90 | | | | | | | | | | | | | 49.0 | 27.0 | 15.0 | 9.0 | 5.9 | 3.8 | 1.5 | 1.0 | 0.5 | 0.1 | |
| 100 | | | | | | | | | | | | | | 33.0 | 19.0 | 12.0 | 7.0 | 4.7 | 1.9 | 1.3 | 0.6 | 0.2 | |
| 150 | | | | | | | | | | | | | | 60.0 | 36.0 | 22.0 | 13.0 | 8.5 | 3.4 | 2.2 | 1.0 | 0.3 | |
| 200 | | | | | | | | | | | | | | | 36.0 | 23.0 | 15.0 | 6.0 | 3.9 | 1.7 | 0.6 | | |
| 250 | | | | | | | | | | | | | | | 54.0 | 33.0 | 22.0 | 8.5 | 5.3 | 2.5 | 0.8 | | |
| 300 | | | | | | | | | | | | | | | | 45.0 | 29.0 | 12.0 | 7.5 | 4.0 | 1.1 | | |
| 400 | | | | | | | | | | | | | | | | | 51.0 | 21.0 | 14.0 | 6.5 | 2.2 | | |
| 500 | | | | | | | | | | | | | | | | | | | 32.0 | 20.0 | 10.0 | 3.0 | |
| 800 | | | | | | | | | | | | | | | | | | | | | 18.0 | 5.0 | |
| 1000 | | | | | | | | | | | | | | | | | | | | | | | 10.0 |

Pressure drop in psi (pounds per square inch) per 10 feet of hose (smooth bore) without fittings.
 Fluid specification: Specific gravity = 0.85; Viscosity = ν = 20 centistokes (C.S.), (20 C.S. = 97 S.S.U.)
 Pressure drop values listed are typical of many petroleum based hydraulic oils at approximately +100° F (+38°C). Differences in fluids, fluid temperature and viscosity can increase or decrease actual pressure drop compared to the values listed.
 Values rounded to the nearest 1/10 psi.

TECHNICAL INFORMATION

NOMOGRAPHIC CHART

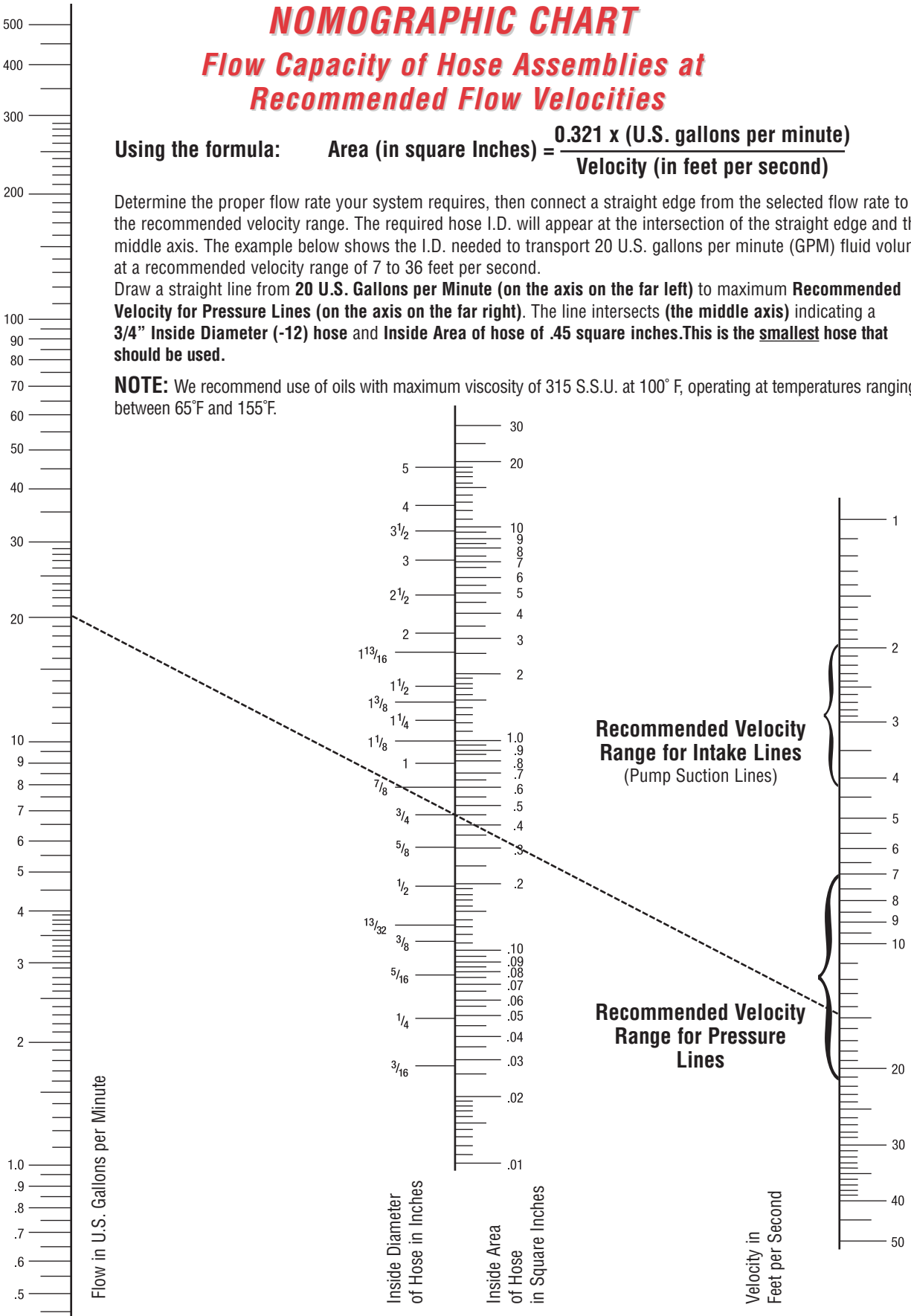
Flow Capacity of Hose Assemblies at Recommended Flow Velocities

Using the formula:
$$\text{Area (in square Inches)} = \frac{0.321 \times (\text{U.S. gallons per minute})}{\text{Velocity (in feet per second)}}$$

Determine the proper flow rate your system requires, then connect a straight edge from the selected flow rate to the recommended velocity range. The required hose I.D. will appear at the intersection of the straight edge and the middle axis. The example below shows the I.D. needed to transport 20 U.S. gallons per minute (GPM) fluid volume at a recommended velocity range of 7 to 36 feet per second.

Draw a straight line from **20 U.S. Gallons per Minute (on the axis on the far left)** to maximum **Recommended Velocity for Pressure Lines (on the axis on the far right)**. The line intersects **(the middle axis)** indicating a **3/4" Inside Diameter (-12) hose and Inside Area of hose of .45 square inches. This is the smallest hose that should be used.**

NOTE: We recommend use of oils with maximum viscosity of 315 S.S.U. at 100° F, operating at temperatures ranging between 65°F and 155°F.



XRP...FOR THE EXTREME IN RACING



THE XRP POLO SHIRTS (TEXTURED) - 100% cotton with contrasting collar and 3-button placket. Available in S (2001), M (2002), L (2003), XL (2004) and XXL (2005). Specify red/black, or ash/black.



THE XRP POLO SHIRTS (SOLIDS) - 100% cotton with soft collar and 3-button placket. Available in S (2001), M (2002), L (2003), XL (2004) and XXL (2005). Specify black or white.



front

back

THE XRP SWEATSHIRT - This medium-weight, generously cut cotton sweatshirt is perfect for race day or any day. Available in S (3201), M (3202), L (3203), XL (3204) and XXL (3205). Ash or black.



THE XRP TEE SHIRTS - A thick, beefy all-cotton tee with XRP logo silkscreened front and back. Back graphic same as our sweatshirt shown at left. Sizes: S (1011), M (1012), L (1013), XL (1014), XXL (1015), XXXL (1016). Child's Sizes: S (1008), M (1009), L (1010). White, black or ash.



XRP MECHANICS GLOVES - Sturdy, stretchy neoprene with sueded Clarino palms and velcro closures for snug fit. Triple stitched to last. The best! Available in XS (6001), S (6002), M (6003), L (6004), XL (6005), and XXL (6006). Black only.



4008

4004

4010

THE XRP BALLCAPS AND BUCKET HAT - Sturdy cotton with embroidered logo on front. Ballcaps are adjustable. XRP Beyond Xtreme Ballcap (4008), XRP Logo Ballcap (4004) or XRP Bucket Hat (4010).

APPAREL AND FANWEAR...



THE XRP DAYTONA JACKET - Nylon lined with polar fleece. Front zip. Stand-up collar. With our logo embroidered on the chest and large across the back. SEE VIEW OF BACK GRAPHICS BELOW. Available in XS (2500), S (2501), M (2502), L (2503), XL (2504), XXL (2505) and XXXL (2506).



THE XRP MONZA JACKET - A lightweight satin racing jacket with embroidered logos. Zip front. Knit cuffs and plenty of pockets. SEE VIEW OF BACK GRAPHICS BELOW. Regular Length available in XS (3500), S (3501), M (3502), L (3503), XL (3504) and XXL (3505). Long available in L (3506), XL (3507), XXL (3508) and XXXL (3509).



THE XRP LETTERMAN JACKET - Wool body. Knit cuffs. Snap front. Butter soft leather sleeves. Lined. SEE VIEW OF BACK GRAPHICS AT RIGHT. Available in XS (4500), S (4501), M (4502), L (4503), XL (4504), XXL (4505) and XXXL (4506).



VIEW OF BACK EMBROIDERY FOR ALL JACKETS




XRP DECALS - Three sizes to choose from. These colorful pressure-sensitive decals dress up your car or bike. Order S (10001), M (10002), L (10003).

TRANSPORTER DECALS - 11" x 30" (10009)



XRP FOR WOMEN - We've got fitted, V-neck tees and spaghetti strap tanks, embroidered with XRP logo. Black Tee: XS (3001), S (3002), M (3003), L (3004); Black Tank: XS (3011), S (3012), M (3013), L (3014). Not shown, Scoop-neck Tee (Specify red or white): XS (3021), S (3022), M (3023), L (3024).

4-COLOR CLAMSHELL PACKAGING & BANNER




Our eye-catching 4-color clamshell packaging is a great way to merchandise the extensive line of XRP fluid transfer products to your high performance customers. Our best selling fittings, adapters, hoses, carburetor kits, etc. sell themselves when displayed on slatboard wall or end-aisle displays in your store. Dynamic see-through packaging makes shopping easy.

To make this display, gather up an assortment of your best-selling items (or ask us to assemble a grouping for you) and arrange them on your wall space. Order the 4-color point-of-purchase banner from us for the top.

- 4-color XRP Point-of-Purchase Banner 36" x 12"PART NO. 10016**
- 4-color Large Hanging Banner With GrommetsPART NO. 10014**
- 4-color Large Hanging Banner With Grommets & Hemmed-In Hanging RopesPART NO. 10015**

BULK HOSE SHIPPING LENGTH PATTERNS



When ordering hose in bulk, random length pieces may be used to fill the total ordered quantity.

300000, 3100-00, 340000, 510000, 520000 and 680000 series hose: Minimum of 85% will be greater than 25 ft. Maximum of 15% will be between 5 ft. and 24 ft. For example, a 100 ft. order would have a minimum 85 ft. in length patterns in excess of 25 ft. and a maximum of 15 ft. would be in patterns between 5 ft. and 24 ft.

610000 series PTFE hose: Minimum of 70% will be greater than 45 ft. 20% will be in lengths between 25 ft. and 44 ft. 10% will be in lengths between 10 ft. and 24 ft.

We reserve the right to ship +/- 10% of the bulk hose quantity ordered.

WARRANTY INFORMATION

XRP, Inc. warrants that said products will be free from defects in materials and workmanship for 90 days from the date of original purchase, and this warranty is limited to repair or replacement of parts. This warranty shall not exceed the original purchase price of the goods, nor shall XRP, Inc. be responsible for special, incidental, or consequential damages. Any defective parts should be returned to the Dealer where purchased for any warranty adjustment. In the event the customer cannot get satisfaction from the Dealer, he may contact XRP, Inc. for Return Authorization. Product must then be shipped postage prepaid, along with bill of sale or other proof of purchase to XRP, Inc., 5630 Imperial Highway, South Gate, CA 90280. This warranty does not apply to any product subject to damage in transit, accident, misuse or abuse following date of original purchase.

Products in this catalog are for use on off-road automotive, motorcycle and competition marine applications only (not for aircraft use). Some items in this catalog may not be in stock. XRP, Inc. reserves the right to substitute products of equal quality for those actually photographed and represented in this catalog. Please call for availability.

Printed in U.S.A.
Copyright 2012
All Rights Reserved
10M

About **XRP**

POWERFUL AUTOMOTIVE MEDIA IN A VARIETY OF DISCIPLINES...

XRP products have been featured in engine build-ups, technical articles and trade-oriented editorials in dozens of top performance aftermarket magazines and tabloids. Watch *Popular Hot Rodding*, *Performance Racing Industry*, *National Dragster*, *Sprint Car and Midget*, *Speedway Illustrated*, *RaceTech UK* and *Racecar Engineering UK* for information about how better plumbing can increase performance and reliability on race day and everyday.

AT HIGH PERFORMANCE RETAILERS NEAR YOU...


Because they are in demand, XRP products enjoy a strong retail presence just about everywhere great racing parts are sold. Ask your favorite dealers for the latest information about our products. Knowledgeable countermen are an excellent source for finding the ideal products for your application. In addition, you'll find XRP at all the popular mail order houses. Don't hesitate to contact us if you need technical assistance or a custom order.



AT THE TRACK...

You will see XRP's banners, signage and decals displayed prominently at each and every National Hot Rod Association event. We are proud to be an active sponsor at America's premier drag racing sanctioning body. The extreme conditions of this type of racing are an excellent testimony to the quality of XRP products.





5630 Imperial Highway South Gate, CA 90280
tel 562.861.4765 fax 562.861.5503 sales@xrp.com

Printed in the USA Revised 11/2012