

XRP[®]

THE XTREME IN RACECAR PLUMBING



**A TRADITION OF INNOVATION
FOR OVER 20 YEARS**

Better Plumbing. Better Performance.



BRAIDED
STAINLESS
STEEL
CPE HOSE

Superior adhesion
Xtra strong inner textile

HS-79 SMOOTH-BORE
PTFE HOSE

Super lightweight...Tight bend radius
High hoop strength...Superior flow
High vacuum/High temperature rated
4-ply construction

HS-79 HOSE WITH CSM

Abrasion-resistant outer coating

HS-79 HOSE
WITH CLAMSHELL
QUICK DISCONNECT
COUPLING

Throughout our 20-year history, XRP has endeavored to bring the most technically-advanced fluid delivery systems to racers and high performance enthusiasts. Always at the forefront of design, XRP's top quality hoses, adapters and fittings are the choice of racing's premier pro teams, and sportsman racers. XRP is known to be an "Xtremely" well-engineered line of products, able to withstand the demands of modern racing engines for variety of motorsports across the globe. Our roots are in racing--with expertise reaching into nearly every major sanctioning body worldwide. Working closely with notable crew chiefs and engine builders, XRP continues to develop many innovative pieces that provide solutions to racing's fluid delivery challenges in modern power plants. The lion's share of XRP's products are engineered and manufactured in the U.S.A. XRP has been instrumental in industry efforts to accurately label true "Made in U.S.A." products because we think our customers deserve to know! Customer service is at the crux of XRP's popularity. XRP maintains a large factory inventory and a large network of high performance distributors so it is easy to get the right XRP parts anytime, anywhere. Today, our philosophy remains that the value of our products is measured by their performance, not their price. No doubt this explains why so many enthusiasts ante up for XRP fluid delivery systems for their high performance dream cars.

Get the ConneXion.

Products in this catalog are for use on off-road automotive, motorcycle and competition marine applications only (not for aircraft use). Some items in this catalog may not be in stock. XRP, Inc. reserves the right to substitute products of equal quality for those actually photographed and represented in this catalog. Please call for availability.

HOSES, HOSE ASSEMBLIES, AND HOSE INSULATION

Stainless Steel Braided CPE Hose/Installation Items.....	4
Push-On Hose/Installation Items.....	10
XR-31 Lightweight Performance Hose.....	17
HS-79 Hose Systems.....	18-19
Power Steering Hose.....	31
PTFE Stainless Wire Braided Hose & Assemblies.....	60-61
Air Conditioning Hose.....	68
Hose Insulation, Fyre Jacket, Fyre Foil II, Sleeving, Tape.....	73
Silicone Hose & Liner Clamps.....	74

HOSE ENDS, HOSE FINISHERS, HOSE INSTALLATION

Performance Non-Swivel Hose Ends in 4 Finishes.....	5
Double Swivel Hose Ends & Adapters in 4 Finishes.....	6-9
NEW Reducers, Expanders & Metric Hose Ends.....	8
Push-On Hose Ends, Push-On Clamps & Pliers.....	11-13
Hose Finishers, Pipe to Tube Adapters & Overbraid.....	14-15
Super Nickel Hose Ends & How to Order.....	16
HS-79 Fittings & Installation Tools.....	20-23
Reusable Steel Fittings for Power Steering Hose.....	30
Brake Line Components & Reusable Steel Hose Ends.....	58-59

CLAMSHELL QUICK DISCONNECTS COUPLERS/ENDS

Clamshell Quick Disconnect Couplers/Hose Ends.....	24-29
--	-------

ADAPTERS, FITTINGS, BANJOS, CONNECTORS

Power Steering Adapter Fittings.....	31
Aluminum Adapter Fittings.....	32-35
NEW Metric Thread to AN Adapters/Crush Washers.....	35
NEW Tube Adapters & O-Ring Boss Fittings.....	36-38
Special Adapters & Fittings.....	48-49
Steel Adapters for Brake, Clutch, Instruments.....	62-63
Specialty Brake Fittings & Banjos.....	64-65
Banjo Bolts & Connectors.....	66-67
Reusable Fittings for Air Conditioning Hose.....	69

FUEL AND OIL SYSTEM COMPONENTS

Dry Sump Accessories.....	39
NEW In-Line Racing Fuel and Oil Filters.....	40-47
Carburetor Adapters & Fittings.....	50-52
Carburetor Kits.....	53-57
Stack Plate Oil Coolers.....	78-79

PERFORMANCE COMPONENTS & ACCESSORIES

Performance Accessories, Gauges, Conical Seals.....	70-71
Washers, Seals, O-Rings & Clamps.....	72
Flexible Air Ducting.....	75
AirJack Systems, Fittings & Accessories.....	76-77
Engine Bearings.....	80

INSTALLATION AND TECHNICAL INFORMATION

Installation Tools, Tips & Technical Information.....	81-93
---	-------

MISCELLANEOUS

Apparel, Point-of-Purchase, Bulk Hose, Warranty.....	94-97
--	-------

TOP QUALITY CARBURETOR KITS

Demon, Holley, Braswell &
QFT...Forged & Swept Tube

DOUBLE SWIVEL TRIPLED SEALED HOSE ENDS

Patented Design
with Dual Angled Seats

AN STYLE ADAPTERS

Huge Selection
Xtra Large Internal Radius
and Contoured Entrances
Improved Laminar Flow

CLAMSHELL STYLE QUICK DISCONNECT COUPLINGS

Versatile. Smart.
Fast. Secure.



STAINLESS STEEL BRAIDED CPE RACE HOSE

STAINLESS STEEL CPE HOSE - Stainless steel outer braid provides durability and heat resistance. Scientific elastomer, chlorinated polyethylene (CPE) inner tube provides broad race fluid compatibility. This hose is known for its superior outer braid adhesion, making it easy to assemble. Beware of lesser quality hose with poor adhesion or weaker textile inner braid!



SIZE	HOSE I.D.	BULK HOSE • (specify length)	CUT TO EXACT LENGTH AND PRE-PACKAGED IN RETAIL BOX **SEE NOTE BELOW				
			3 FT.	6 FT.	10 FT.	15 FT.	20 FT.
4	7/32"	300004	300304	300604	301004	301504	302004
6	11/32"	300006	300306	300606	301006	301506	302006
8	7/16"	300008	300308	300608	301008	301508	302008
10	9/16"	300010	300310	300610	301010	301510	302010
12	11/16"	300012	300312	300612	301012	301512	302012
16	7/8"	300016	300316	300616	301016	301516	302016
20	1-1/8"	300020	300320	300620	301020	301520	302020
24	1-3/8"	300024	300324	300624	301024	301524	302024
28	1-1/2"	300028	300328	300628	301028	301528	302028
32	1-3/4"	300032	300332	300632	301032	301532	302032

TECHNICAL SPECIFICATIONS - Temperature Range: -40° F to +300° F

SIZE	HOSE I.D. INCHES	HOSE O.D. INCHES	MAX OPERATING PRESSURE*	BURST PRESSURE	WEIGHT FT./LBS.	MINIMUM BEND RADIUS IN INCHES
4	0.219"	0.438"	1500 PSI	6000 PSI	0.12	2.00"
6	0.344"	0.547"	1500 PSI	6000 PSI	0.15	2.50"
8	0.438"	0.641"	1250 PSI	5000 PSI	0.18	3.50"
10	0.562"	0.797"	1250 PSI	5000 PSI	0.23	4.00"
12	0.688"	0.928"	1000 PSI	4000 PSI	0.28	4.50"
16	0.875"	1.156"	750 PSI	3000 PSI	0.40	5.50"
20	1.125"	1.437"	500 PSI	2000 PSI	0.61	8.00"
24	1.375"	1.703"	250 PSI	1000 PSI	0.78	9.00"
28	1.500"	1.840"	250 PSI	1000 PSI	0.83	11.00"
32	1.750"	2.094"	200 PSI	800 PSI	1.02	12.50"

OUR STAINLESS STEEL CPE RACE HOSE HAS 4-PLY CONSTRUCTION

LENO MESH LAYER: Embeds into the hose wall during the curing process, trapping the reinforcing braid for a super-strength bond.


THE MIDDLE LAYER: A partial stainless reinforcing braid embedded in the tube all, resists pullout and vacuum collapse while increasing pressure capability.

THE OUTER LAYER: A high tensile stainless steel outer braid with superior adhesion provides maximum pressure capability, abrasion protection and ease of assembly.

THE INNER LAYER: High temp seamless CPE synthetic elastomer inner tube.

Beware of lesser quality hose with poor adhesion or weaker textile. **THERE IS A DIFFERENCE.**

STAINLESS STEEL FLAT-WOUND INTERNAL SUPPORT COIL



Extra support for the most demanding high vacuum applications. Excellent for dry sump systems. Sold by the foot. Specify length when ordering.

PART NO.	SIZE	DESCRIPTION
310010	10 ss	.60" O.D.
310012	12 ss	.73" O.D.
310016	16 ss	.94" O.D.
310020	20 ss	1.190" O.D.

Get our Hose Cut-Off Blade for perfect hose assembly every time! No tape! No fraying! Adapts to most circular handsaws. Part No. 329003. See Page 22.

*Maximum operating pressure when used with XRP Hose Ends or those conforming to MIL-F-83798A.

Stainless steel braided CPE hose does not meet the SAE marine specifications for Coast Guard approval and should not be used for marine applications other than racing. This hose is not for power steering, hydraulic impulse applications or compatible with brake fluid.

• Bulk hose lengths may be slightly over or under length specified. See bulk hose shipping length patterns on price sheet or on page 97 of this catalog.

**NOTE: Pricing for pre-packaged hose includes an additional packaging charge.

SEE PAGE 82 FOR COMPLETE ASSEMBLY INSTRUCTIONS.

PERFORMANCE NON-SWIVEL HOSE ENDS


XRP Performance Hose Ends are designed with the aviation nipple and cutter design, to prevent blow off and leakage problems that can be encountered by other styles of hose ends when assembled with stainless steel braided hose. To many top race teams, no other style is acceptable. XRP Performance Hose Ends are manufactured from specially heat treated 2024-T851 aluminum per QQA-225/6 and 6061-T651 aluminum per QQA-225/8 as specified for these hose fittings. Manufactured in our own facility in the U.S.A., every XRP Performance Hose End is race-ready when it reaches our customers. All hose ends are aluminum unless otherwise noted. All hose ends are JIC 37°. Hose assemblies consisting of two angled non-swivel hose ends must be orientated to the correct angular position during hose assembly. Double swivel hose ends allow for angular orientation after hose assembly. Compatible with our Stainless Steel CPE race hose and XR-31 hose on page 17.

STRAIGHT




ANODIZED	SUPER NICKEL	TI TECH	BLACK	SIZE
130004 (Steel)*	--	--	--	4
100004	100004SN	100004TT	100004BB	4
100006	100006SN	100006TT	100006BB	6
100008	100008SN	100008TT	100008BB	8
100010	100010SN	100010TT	100010BB	10
100012	100012SN	100012TT	100012BB	12
100016	100016SN	100016TT	100016BB	16
100020	100020SN	100020TT	100020BB	20
100011	100011SN	100011TT	100011BB	12 hose to 10 nut
100013	100013SN	100013TT	100013BB	12 hose to 16 nut
100017	100017SN	100017TT	100017BB	16 hose to 12 nut

30°




PART NO.	SIZE
133004 (Steel)*	4
103004	4
103006	6
103008	8
103010	10
103012	12
103016	16
103020	20

45°




PART NO.	SIZE
134504 (Steel)*	4
104504	4
104506	6
104508	8
104510	10
104512	12
104516	16
104520	20

60°




PART NO.	SIZE
136004 (Steel)*	4
106004	4
106006	6
106008	8
106010	10
106012	12
106016	16
106020	20

90°




PART NO.	SIZE
139004 (Steel)*	4
109004	4
109006	6
109008	8
109010	10
109012	12
109016	16
109020	20

120°




PART NO.	SIZE
131204 (Steel)*	4
112004	4
112006	6
112008	8
112010	10
112012	12
112016	16
112020	20

150°



PART NO.	SIZE
131504 (Steel)*	4
115004	4
115006	6
115008	8
115010	10
115012	12
115016	16
115020	20

180°




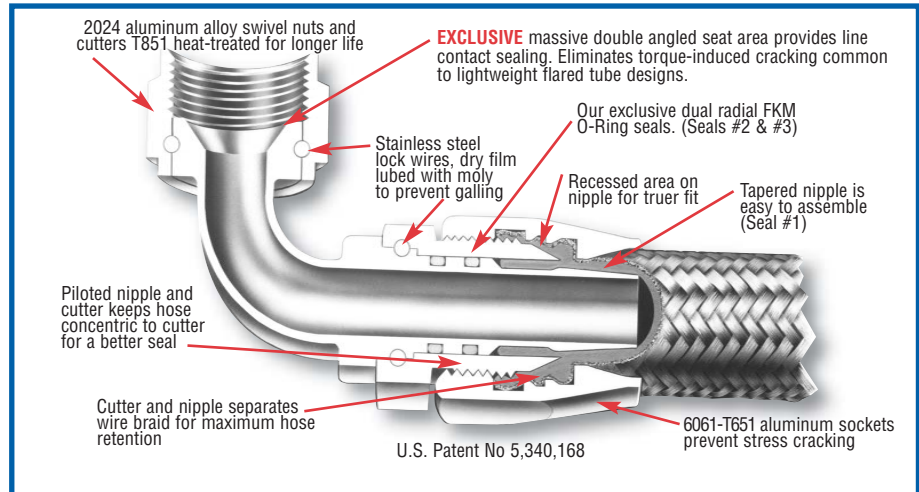
PART NO.	SIZE
131804 (Steel)*	4
118004	4
118006	6
118008	8
118010	10
118012	12
118016	16
118020	20

*ALL -4 STEEL HOSE ENDS HAVE NICKEL PLATED STEEL BODIES WITH RED ALUMINUM SOCKETS.


SEE PAGE 82 FOR COMPLETE ASSEMBLY INSTRUCTIONS.

DOUBLE SWIVEL, TRIPLE SEALED HOSE ENDS

Patented aviation-style nipple and cutter design, to prevent blow off and leakage. Triple sealed. Design allows for full angular positioning after assembly. **Fittings shown on this page in anodized aluminum and Super Nickel finish. Black anodized and Ti-Tech finishes are also available. SEE NEXT PAGES.** SIMPLY THE BEST. These fittings feature the latest in racing plumbing. All hose ends are JIC 37°. Custom ends and metrics are available. Call for details. Compatible with our Stainless Steel CPE race hose and XR-31 hose on page 17.




ANODIZED	SUPER NICKEL	SIZE
103004**	103004SN**	4
203006	203006SN	6
203008	203008SN	8
203010	203010SN	10
203012	203012SN	12
203016	203016SN	16
103020**	103020SN**	20




ANODIZED	SUPER NICKEL	SIZE
104504**	104504SN**	4
204506	204506SN	6
204508	204508SN	8
204510	204510SN	10
204512	204512SN	12
204516	204516SN	16
104520**	104520SN**	20
204511	204511SN	12 hose to 10 nut
204513	204513SN	12 hose to 16 nut
204517	204517SN	16 hose to 12 nut




ANODIZED	SUPER NICKEL	SIZE
106004**	106004SN**	4
206006	206006SN	6
206008	206008SN	8
206010	206010SN	10
206012	206012SN	12
206016	206016SN	16
106020**	106020SN**	20



ANODIZED	SUPER NICKEL	SIZE
109004**	109004SN**	4
209006	209006SN	6
209008	209008SN	8
209010	209010SN	10
209012	209012SN	12
209016	209016SN	16
109020**	109020SN**	20
209011	209011SN	12 hose to 10 nut
209013	209013SN	12 hose to 16 nut
209017	209017SN	16 hose to 12 nut




ANODIZED	SUPER NICKEL	SIZE
112004**	112004SN**	4
212006	212006SN	6
212008	212008SN	8
212010	212010SN	10
212012	212012SN	12
212016	212016SN	16
112020**	112020SN**	20



ANODIZED	SUPER NICKEL	SIZE
115004**	115004SN**	4
215006	215006SN	6
215008	215008SN	8
215010	215010SN	10
215012	215012SN	12
215016	215016SN	16
115020**	115020SN**	20

ANODIZED	SUPER NICKEL	SIZE
118004**	118004SN**	4
218006	218006SN	6
218008	218008SN	8
218010	218010SN	10
218012 (Std)	218012SN	12*
218512 (Short)	218512SN	12*
218016	218016SN	16
118020**	118020SN**	20



**ALL SIZE 4 AND 20 HOSE ENDS ARE NON-SWIVEL.

* Standard radius is 1-1/2" Short radius is 1"

SEE PAGE 82 FOR COMPLETE ASSEMBLY INSTRUCTIONS.

DOUBLE SWIVEL, TRIPLE SEALED HOSE ENDS

These reusable nipple-and-cutter style hose ends are compatible with our Stainless Steel CPE race hose and XR-31 hose on page 17. XR-31 looks especially handsome when paired with either our Ti-Tech finish (with the look of titanium) or our black anodized end fittings. **All the hose ends shown are also available in RED/BLUE ANODIZED ALUMINUM and SUPER NICKEL FINISH. SIMPLY THE BEST.** All hose ends are JIC 37°, triple sealed and double swivel to allow for full angular positioning after assembly. Huge double-angled seat area provides line contact sealing and eliminates torque-induced cracking common to lightweight flared tube designs. 2024 aluminum alloy swivel nuts and cutters are T851 heat-treated for longer life. 6061-T651 aluminum sockets prevent stress cracking. Custom ends and metrics are available. Call for details.

STRAIGHT



TI TECH	BLACK	SIZE
130004TT (Steel)*	--	4
100004TT**	100004BB**	4
100006TT	100006BB	6
100008TT	100008BB	8
100010TT	100010BB	10
100012TT	100012BB	12
100016TT	100016BB	16
100020TT**	100020BB**	20
100011TT	100011BB	12 hose to 10 nut
100013TT	100013BB	12 hose to 16 nut
100017TT	100017BB	16 hose to 12 nut

30°



TI TECH	BLACK	SIZE
133004TT (Steel)*	--	4
103004TT**	103004BB**	4
203006TT	203006BB	6
203008TT	203008BB	8
203010TT	203010BB	10
203012TT	203012BB	12
203016TT	203016BB	16
103020TT**	103020BB**	20

45°



TI TECH	BLACK	SIZE
134504TT (Steel)*	--	4
104504TT**	104504BB**	4
204506TT	204506BB	6
204508TT	204508BB	8
204510TT	204510BB	10
204512TT	204512BB	12
204516TT	204516BB	16
104520TT**	104520BB**	20
204511TT	204511BB	12 hose to 10 nut
204513TT	204513BB	12 hose to 16 nut
204517TT	204517BB	16 hose to 12 nut

60°



TI TECH	BLACK	SIZE
136004TT (Steel)*	--	4
106004TT**	106004BB**	4
206006TT	206006BB	6
206008TT	206008BB	8
206010TT	206010BB	10
206012TT	206012BB	12
206016TT	206016BB	16
106020TT**	106020BB**	20

90°




TI TECH	BLACK	SIZE
139004TT (Steel)*	--	4
109004TT**	109004BB**	4
209006TT	209006BB	6
209008TT	209008BB	8
209010TT	209010BB	10
209012TT	209012BB	12
209016TT	209016BB	16
109020TT**	109020BB**	20
209011TT	209011BB	12 hose to 10 nut
209013TT	209013BB	12 hose to 16 nut
209017TT	209017BB	16 hose to 12 nut

120°



TI TECH	BLACK	SIZE
131204TT (Steel)*	--	4
112004TT**	112004BB**	4
212006TT	212006BB	6
212008TT	212008BB	8
212010TT	212010BB	10
212012TT	212012BB	12
212016TT	212016BB	16
112020TT**	112020BB**	20

150°



TI TECH	BLACK	SIZE
131504TT (Steel)*	--	4
115004TT**	115004BB**	4
215006TT	215006BB	6
215008TT	215008BB	8
215010TT	215010BB	10
215012TT	215012BB	12
215016TT	215016BB	16
115020TT**	115020BB**	20

180°



TI TECH	BLACK	SIZE
131804TT (Steel)*	--	4
118004TT**	118004BB**	4
218006TT	218006BB	6
218008TT	218008BB	8
218010TT	218010BB	10
218012TT	218012BB	12
218016TT	218016BB	16
118020TT**	118020BB**	20

**XRP Hose Ends,
the Latest in High
Performance
Fluid Delivery.**

**Dual Angled Seats
The Latest in Fluid Delivery
Patented Nipple & Cutter Design**

* THESE ARE NICKEL PLATED STEEL FITTINGS WITH BLACK ANODIZED NUT AND TI-TECH SOCKET.

** ALL SIZE 4 AND 20 HOSE ENDS ARE NON-SWIVEL.

REDUCERS, EXPANDERS & METRIC HOSE ENDS

REDUCERS AND EXPANDERS FOR USE WITH STAINLESS STEEL BRAIDED CPE HOSE OR XR-31 HOSE



SIZE	STRAIGHT	30°	45°	60°	90°	120°	150°	180°
6 hose to 8 nut	100068	203068	204568	206068	209068	212068	215068	218068
8 hose to 6 nut	100086	203086	204586	206086	209086	212086	215086	218086
8 hose to 10 nut	100081	203081	204581	206081	209081	212081	215081	218081
10 hose to 8 nut	100007	203007	204507	206007	209007	212007	215007	218007
10 hose to 12 nut	100009	203009	204509	206009	209009	212009	215009	218009
12 hose to 10 nut	100011	203011	204511	206011	209011	212011	215011	218011
12 hose to 16 nut	100013	203013	204513	206013	209013	212013	215013	218013
16 hose to 12 nut	100017	203017	204517	206017	209017	212017	215017	218017

REDUCERS AND EXPANDERS FOR USE WITH HS-79 HOSE
(SEE PAGE 19 FOR HS-79 HOSE)



SIZE	STRAIGHT	30°	45°	60°	90°	120°	150°	180°
6 hose to 8 nut	220068	223068	224568	226068	229068	221268	221568	221868
8 hose to 6 nut	220086	223086	224586	226086	229086	221286	221586	221886
8 hose to 10 nut	220081	223081	224581	226081	229081	221281	221581	221881
10 hose to 8 nut	220007	223007	224507	226007	229007	221207	221507	221807
10 hose to 12 nut	220009	223009	224509	226009	229009	221209	221509	221809
12 hose to 10 nut	220011	223011	224511	226011	229011	221211	221511	221811
12 hose to 16 nut	220013	223013	224513	226013	229013	221213	221513	221813
16 hose to 12 nut	220017	223017	224517	226017	229017	221217	221517	221817

METRIC HOSE ENDS WITH DIN BALL NOSE SEALING
MAY BE USED WITH BOSCH FUEL PUMPS WITH CONCAVE DIN METRIC SEATS

METRIC DIN ENDS FOR USE WITH
STAINLESS STEEL BRAIDED CPE HOSE OR XR-31 HOSE



SIZE	PART NO.
M14 X 1.5 DIN STRAIGHT TO -6 HOSE END	200106DIN14
M14 X 1.5 DIN FORGED 90° TO -6 HOSE END	209106DIN14
M16 X 1.5 DIN FORGED 90° TO -6 HOSE END	209106DIN16


METRIC DIN ENDS FOR USE WITH HS-79 HOSE
(SEE PAGE 19 FOR HS-79 HOSE)




SIZE	PART NO.
M14 X 1.5 DIN STRAIGHT TO -6 HOSE END	220106DIN14
M14 X 1.5 DIN FORGED 90° TO -6 HOSE END	229106DIN14
M16 X 1.5 DIN FORGED 90° TO -6 HOSE END	229106DIN16

OTHER METRIC SIZES ARE AVAILABLE.


DOUBLE SWIVEL, TRIPLE SEALED - Forged



45°



90°



FORGED

BENT TUBE

Length Comparison
Forged vs. Bent Tube

RED/BLUE	BLACK	SIZE
204606	204606BB	6
204608	204608BB	8
204610	204610BB	10
204612	204612BB	12
204616	204616BB	16


RED/BLUE	BLACK	SIZE
209106	209106BB	6
209108	209108BB	8
209110	209110BB	10
209112	209112BB	12
209116	209116BB	16

To compliment our Double Swivel line, Double Swivel Male Adapter Hose Ends are designed to allow the hose end to be threaded directly into a female port without the bulk and complication of an adapter fitting. Male ends are double O-ring sealed.




STRAIGHT MALE
PIPE THREADS

PART NO.	SIZE	THREAD SIZE
280162	6	1/8" NPT
280106	6	1/4" NPT
280166	6	3/8" NPT
280107	8	1/4" NPT
280108	8	3/8" NPT
280188	8	1/2" NPT
280111	10	3/8" NPT
280110	10	1/2" NPT
280113	12	1/2" NPT
280112	12	3/4" NPT



45° MALE
PIPE THREADS

PART NO.	SIZE	THREAD SIZE
284562	6	1/8" NPT
284506	6	1/4" NPT
284566	6	3/8" NPT
284507	8	1/4" NPT
284508	8	3/8" NPT
284588	8	1/2" NPT
284511	10	3/8" NPT
284510	10	1/2" NPT
284513	12	1/2" NPT
284512	12	3/4" NPT



90° MALE
PIPE THREADS

PART NO.	SIZE	THREAD SIZE
289062	6	1/8" NPT
289006	6	1/4" NPT
289066	6	3/8" NPT
289007	8	1/4" NPT
289008	8	3/8" NPT
289088	8	1/2" NPT
289011	10	3/8" NPT
289010	10	1/2" NPT
289013	12	1/2" NPT
289012	12	3/4" NPT




STRAIGHT MALE
AN THREADS

PART NO.	SIZE	THREAD SIZE
290106	6	9/16"-18 AN 6
290108	8	3/4"-16 AN 8
290110	10	7/8"-14 AN 10
290112	12	1-1/16"-12 AN 12



45° MALE
AN THREADS (ORB)

PART NO.	SIZE	THREAD SIZE
294564	6	7/16"-20 AN 4
294565	6	1/2"-20 AN 5
294506	6	9/16"-18 AN 6
294568	6	3/4"-16 AN 8
294586	8	9/16"-18 AN 6
294508	8	3/4"-16 AN 8
294581	8	7/8"-14 AN 10
294509	10	3/4"-16 AN 8
294510	10	7/8"-14 AN 10
294511	10	1-1/16"-12 AN 12
294513	12	7/8"-14 AN 10
294512	12	1-1/16"-12 AN 12



90° MALE
AN THREADS (ORB)

PART NO.	SIZE	THREAD SIZE
299064	6	7/16"-20 AN 4
299065	6	1/2"-20 AN 5
299006	6	9/16"-18 AN 6
299068	6	3/4"-16 AN 8
299086	8	9/16"-18 AN 6
299008	8	3/4"-16 AN 8
299081	8	7/8"-14 AN 10
299009	10	3/4"-16 AN 8
299010	10	7/8"-14 AN 10
299011	10	1-1/16"-12 AN 12
299013	12	7/8"-14 AN 10
299012	12	1-1/16"-12 AN 12

LOOKING FOR DOUBLE SWIVEL
TRIPLE SEALED FITTINGS
FOR SETRAB OIL COOLERS?
SEE PAGE 79

HOSE ENDS ON THIS PAGE ARE COMPATIBLE WITH OUR STAINLESS STEEL BRAIDED CPE HOSE OR XR-31 HOSE.

XRP PUSH-ON HOSE - Blue or Black

XRP Push-On Hose is constructed of CPE* elastomer tube, textile braid reinforced with CPE elastomer cover. **Maximum operating pressure is 250 PSI.** Applications for this hose are gasoline, fuel, lubricating oils, air and water. Sold in bulk in any length or in packaged precut lengths.



Shown with XRP Ensure Clamps for severe race use and high temp applications.

NHRA ACCEPTED PUSHLOCK HOSE

SIZE	HOSE I.D.	BULK HOSE* (Specify Length)	CUT TO EXACT LENGTH AND PRE-PACKAGED IN RETAIL BOX **SEE NOTE BELOW				
			3 FT.	6FT.	10 FT.	15 FT.	20FT.
4	1/4"	340004	340304	340604	341004	341504	342004
6	3/8"	340006	340306	340606	341006	341506	342006
8	1/2"	340008	340308	340608	341008	341508	342008
10	5/8"	340010	340310	340610	341010	341510	342010
12	3/4"	340012	340312	340612	341012	341512	342012

*CPE=Chlorinated polyethylene - the same compound that is used in our stainless steel braided racing hose and XR-31 hose.



NHRA ACCEPTED PUSHLOCK HOSE

Shown with Super Nickel Hose Ends.

SIZE	HOSE I.D.	BULK HOSE* (Specify Length)	CUT TO EXACT LENGTH AND PRE-PACKAGED IN RETAIL BOX **SEE NOTE BELOW				
			3 FT.	6FT.	10 FT.	15 FT.	20FT.
4	1/4"	520004	520304	520604	521004	521504	522004
6	3/8"	520006	520306	520606	521006	521506	522006
8	1/2"	520008	520308	520608	521008	521508	522008
10	5/8"	520010	520310	520610	521010	521510	522010
12	3/4"	520012	520312	520612	521012	521512	522012

*CPE=Chlorinated polyethylene - the same compound that is used in our stainless steel braided racing hose.

TECHNICAL SPECIFICATIONS - Temperature Range: -40° F to +300° F

SIZE	HOSE I.D. INCHES	HOSE O.D. INCHES	MAX OPERATING PRESSURE	BURST PRESSURE	WEIGHT FT/LBS	BEND RADIUS INCHES
4	0.250"	0.500"	250 PSI	1000 PSI	0.070	3.00"
6	0.375"	0.620"	250 PSI	1000 PSI	0.107	3.00"
8	0.500"	0.750"	250 PSI	1000 PSI	0.148	5.00"
10	0.625"	0.900"	250 PSI	1000 PSI	0.202	6.00"
12	0.750"	1.030"	250 PSI	1000 PSI	0.242	7.00"

STAINLESS STEEL FLAT-WOUND INTERNAL SUPPORT COIL

For use with our Push-On Hose, our flat wound internal support coil provides extra support for the most demanding high vacuum applications. Excellent for modern dry sump systems. Sold by the foot. Specify length when ordering.




PART NO.	SIZE	DESCRIPTION
310012	10 Push-On	.73" O.D.
310014	12 Push-On	.88" O.D.

XRP PUSH-ON HOSE ENDS


XRP Push-On Hose Ends and Push-On Hose are super lightweight, easy to assemble and provide great performance. Machined from aluminum alloy, these hose ends are ONLY compatible with our Push-On Hose, NOT the Stainless Steel Braided Hose or XR-31 Hose. All hose ends are JIC 37°. Use our Push-On Hose Ensure Clamps for all high temperature & oil line applications.

STRAIGHT




ANODIZED	SUPER NICKEL	SIZE
230004	230004SN	4
230006	230006SN	6
230008	230008SN	8
230010	230010SN	10
230012	230012SN	12

30°




ANODIZED	SUPER NICKEL	SIZE
233004	233004SN	4
233006	233006SN	6
233008	233008SN	8
233010	233010SN	10
233012	233012SN	12

45°




ANODIZED	SUPER NICKEL	SIZE
234504	234504SN	4
234506	234506SN	6
234508	234508SN	8
234510	234510SN	10
234512	234512SN	12

60°




ANODIZED	SUPER NICKEL	SIZE
236004	236004SN	4
236006	236006SN	6
236008	236008SN	8
236010	236010SN	10
236012	236012SN	12

90°




ANODIZED	SUPER NICKEL	SIZE
239004	239004SN	4
239006	239006SN	6
239008	239008SN	8
239010	239010SN	10
239012	239012SN	12

120°




ANODIZED	SUPER NICKEL	SIZE
231204	231204SN	4
231206	231206SN	6
231208	231208SN	8
231210	231210SN	10
231212	231212SN	12

150°



ANODIZED	SUPER NICKEL	SIZE
231504	231504SN	4
231506	231506SN	6
231508	231508SN	8
231510	231510SN	10
231512	231512SN	12

180°



ANODIZED	SUPER NICKEL	SIZE
231804	231804SN	4
231806	231806SN	6
231808	231808SN	8
231810	231810SN	10
231812	231812SN	12

SEE PAGE 83 FOR COMPLETE ASSEMBLY INSTRUCTIONS.

FOR SEVERE RACE,
HIGH TEMP OR OIL LINE
APPLICATIONS, USE XRP
ENSURE CLAMPS FOR A
POSITIVE SEAL. SEE PAGE 13.

XRP PUSH-ON HOSE ENDS

XRP Push-On Hose Ends and Push-On Hose are super lightweight, easy to assemble and provide great performance. Machined from aluminum alloy, these hose ends are ONLY compatible with our Push-On Hose, NOT the Stainless Steel Braided Hose or XR-31 Hose. All hose ends are JIC 37°. Use our Push-On Hose Ensure Clamps for all high temperature & oil line applications. **All the hose ends and adapters shown are also available in RED/BLUE ANODIZED ALUMINUM and SUPER NICKEL FINISH. SIMPLY THE BEST.**

STRAIGHT



TI TECH	BLACK	SIZE
230004TT	230004BB	4
230006TT	230006BB	6
230008TT	230008BB	8
230010TT	230010BB	10
230012TT	230012BB	12

30°




TI TECH	BLACK	SIZE
233004TT	233004BB	4
233006TT	233006BB	6
233008TT	233008BB	8
233010TT	233010BB	10
233012TT	233012BB	12

45°




TI TECH	BLACK	SIZE
234504TT	234504BB	4
234506TT	234506BB	6
234508TT	234508BB	8
234510TT	234510BB	10
234512TT	234512BB	12

60°



TI TECH	BLACK	SIZE
236004TT	236004BB	4
236006TT	236006BB	6
236008TT	236008BB	8
236010TT	236010BB	10
236012TT	236012BB	12

90°



TI TECH	BLACK	SIZE
239004TT	239004BB	4
239006TT	239006BB	6
239008TT	239008BB	8
239010TT	239010BB	10
239012TT	239012BB	12

120°



TI TECH	BLACK	SIZE
231204TT	231204BB	4
231206TT	231206BB	6
231208TT	231208BB	8
231210TT	231210BB	10
231212TT	231212BB	12

150°




TI TECH	BLACK	SIZE
231504TT	231504BB	4
231506TT	231506BB	6
231508TT	231508BB	8
231510TT	231510BB	10
231512TT	231512BB	12

180°



TI TECH	BLACK	SIZE
231804TT	231804BB	4
231806TT	231806BB	6
231808TT	231808BB	8
231810TT	231810BB	10
231812TT	231812BB	12



FOR SEVERE RACE, HIGH TEMP OR OIL LINE APPLICATIONS, USE XRP ENSURE CLAMPS FOR A POSITIVE SEAL. SEE PAGE 13.

SPECIAL PUSH-ON HOSE ENDS - Brass & Steel

In addition to our bent tube style Push-On Hose Ends in aluminum alloy, we offer several models in brass and steel. Use our Push-On Hose Ensure Clamps for all high temperature & oil line applications.

STRAIGHT FEMALE SWIVEL



PART NO.	SIZE
240004	4
240006	6
240068	6 hose to 8 nut
240008	8
240081	8 hose to 10 nut
240010	10
240012	12

45° STEEL



PART NO.	SIZE
244504	4
244506	6
244508	8
244510*	10
244512*	12

* Call for availability.

90° STEEL



PART NO.	SIZE
249004	4
249006	6
249008	8
249010*	10
249012*	12


* Call for availability.

STRAIGHT MALE PIPE




PART NO.	HOSE SIZE	THREAD SIZE
260004	4	1/8" NPT
260044	4	1/4" NPT
260006	6	1/4" NPT
260066	6	3/8" NPT
260008	8	3/8" NPT
260088	8	1/2" NPT
260010	10	1/2" NPT
260012	12	3/4" NPT

STRAIGHT 37° MALE FLARE





PART NO.	SIZE
250004	4
250006	6
250008	8
250010	10
250012	12

STRAIGHT SAE MALE INVERTED FLARE



PART NO.	SIZE
270004 (7/16"-20)	4
270006 (5/8"-18)	6
270008 (3/4"-18)	8
270010 (7/8"-18)	10
270012 (1-1/16"-12)	12



XRP PUSH-ON ENSURE CLAMPS & PLIERS

XRP Push-on Ensure Clamps are self-tensioning for severe race and high temp applications. A must for high heat and oil line applications and to ensure a secure seal without damage to the hose construction. For installation and removal of hose clamps, use our specially designed pliers.

PART NO.	SIZE
818404 (pack of 4)	4
818406 (pack of 4)	6
818408 (pack of 4)	8
818410 (pack of 4)	10
818412 (pack of 4)	12
818000	Pliers

SEE PAGE 83 FOR COMPLETE ASSEMBLY INSTRUCTIONS.

XRP HOSE FINISHERS

XRP anodized aluminum hose finishers add cosmetic appeal to your engine. A unique design ensures a secure placement of the worm gear clamp. Machined from the finest aluminum alloy, our hose finishers are available in three anodized aluminum colors and our new super nickel finish. Hose finishers are supplied with a stainless steel worm gear clamp pre-installed.

Round hose finishers are available in all colors.



HOSE SIZE	I.D.	RED		BLUE		SUPER NICKEL		BLACK	
		HEX	ROUND	HEX	ROUND	HEX	ROUND	HEX	ROUND
4	1/2"	550104	--	550204	--	550304	--	550404	--
6	5/8"	550106	--	550206	--	550306	--	550406	--
8	11/16"	550108	--	550208	--	550308	--	550408	--
10	7/8"	550110	--	550210	--	550310	--	550410	--
12	1"	550112	--	550212	--	550312	--	550412	--
14	1-1/8"	550114	--	550214	--	550314	--	550414	--
16	1-3/16"	550116	--	550216	--	550316	--	550416	--
18*	1-3/8"	550118	560118	550218	560218	550318	560318	550418	560418
20*	1-9/16"	550120	560120	550220	560220	550320	560320	550420	560420
24*	1-11/16"	550124	560124	550224	560224	550324	560324	550424	560424
28*	1-15/16"	550128	560128	550228	560228	550328	560328	550428	560428
32*	2-3/16"	550132	560132	550232	560232	550332	560332	550432	560432
34**	2-5/16"	--	560134	--	560234	--	560334	--	560434
36**	2-3/8"	--	560136	--	560236	--	560336	--	560436

*Hose finishers in sizes 18-32 available hex or round bodied. Sizes 4-16 are hexagonal bodied.

**34 to 36 round only.

ALUMINUM PIPE TO TUBE ADAPTERS

These new 850 series pipe to tube adapters from XRP are **designed specifically for use with our stainless steel braided CPE racing hose or XR-31 hose**. They are easy to install! No more struggling with fitting the adapter to the inner diameter of stainless steel hoses.



Assembly with Hose Finishers



850 STRAIGHT



854 45°



852 90°

PART NO.	SIZE	PIPE	HOSE I.D.
985004	4	1/8"	7/32"
985006	6	1/4"	11/32"
985008	8	3/8"	7/16"
985010	10	1/2"	9/16"
985012	12	3/4"	11/16"
985016	16	3/4"	7/8"
985017	16	1"	7/8"

PART NO.	SIZE	PIPE	HOSE I.D.
985404	4	1/8"	7/32"
985406	6	1/4"	11/32"
985408	8	3/8"	7/16"
985410	10	1/2"	9/16"
985412	12	3/4"	11/16"
985416	16	3/4"	7/8"
985417	16	1"	7/8"

PART NO.	SIZE	PIPE	HOSE I.D.
985204	4	1/8"	7/32"
985206	6	1/4"	11/32"
985208	8	3/8"	7/16"
985210	10	1/2"	9/16"
985212	12	3/4"	11/16"
985216	16	3/4"	7/8"
985217	16	1"	7/8"

XRP STAINLESS STEEL OVERBRAID

For use on vacuum lines, fuel lines, radiator hose, heater hose, power steering hose, AC lines or over our popular lightweight Push-On Hose, XRP Stainless Steel Overbraid is versatile and easy to install. Just disconnect the hose you are covering and slide the overbraid over it. Stretch until snug, trim the ends and secure with XRP Hose Finishers. Overbraid provides added abrasion resistance and dress-up styling but does not change the performance characteristics of the hose beneath it.




PART NO.	ACTUAL I.D. SIZE	WILL REDUCE DOWN TO COVER	SUGGESTED APPLICATIONS
533003	3/8"	1/4"	VACUUM LINES, PLUG WIRES
533004	3/4"	3/8"	FUEL LINES, OVERFLOW HOSES, HEATER HOSES
533012	1"	3/4"	HEATER HOSE, POWER STEERING HOSES, AC LINES
533020	1-1/2"	1"	SMALL RADIATOR HOSES
533028	2"	1-1/2"	MEDIUM RADIATOR HOSES
533032	2-1/2"	2"	LARGE RADIATOR HOSES
533048	3"	2-3/4"	LARGE RADIATOR HOSES

HERE'S HOW TO DO IT...



1 Slide overbraid over the hose and stretch until snug.



2 Mark length and cut the ends with tin snips.



3 Reconnect hose to end fitting and secure with clamp or finisher as desired.

XRP SUPER NICKEL

XRP's dazzling Super Nickel plating finish gives an elegant modern look for racing vehicles, hot rods, street rods, and show cars. Super Nickel has the look of a stainless steel fitting with the economy and weight-saving advantages of aluminum. Adds polish to your engine compartment for many seasons. Shown below are just a few of the popular combinations. Super Nickel is available for both hose ends and adapter fittings. Call us if you don't see what you are looking for listed in the catalog pages.



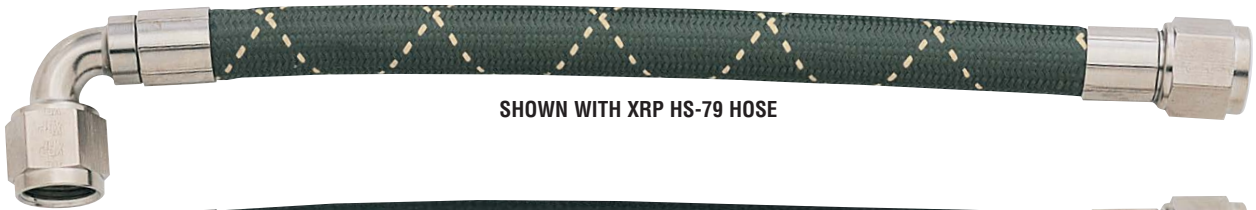
SHOWN WITH XRP STAINLESS STEEL BRAIDED CPE RACE HOSE




SHOWN WITH XRP BLUE PUSH-ON HOSE



SHOWN WITH XRP BLACK PUSH-ON HOSE



SHOWN WITH XRP HS-79 HOSE




SHOWN WITH XRP HS-79 WITH BLACK CSM HOSE

HOW TO ORDER SUPER NICKEL

When a hose end or fitting is offered in Super Nickel finish, its listing in the catalog will appear like the one on the right. In other words, we will list both a part number for the anodized aluminum and a part number for the Super Nickel. There is no difference other than the finish. You will note that the part number is actually identical but the Super Nickel hose end has the letters SN as the last two characters.

THE SUPER NICKEL FINISH IS AVAILABLE ON PERFORMANCE NON-SWIVEL HOSE ENDS, DOUBLE SWIVEL, TRIPLE SEALED HOSE ENDS, PUSH-ON HOSE ENDS, HS-79 HOSE ENDS, AND MANY POPULAR ADAPTER FITTINGS. SEE CATALOG PAGES FOR INDIVIDUAL LISTINGS. IF YOU DO NOT SEE THE ITEM YOU WANT SHOWN IN THE CATALOG, CALL US FOR INFORMATION ABOUT SPECIAL ORDERS.



RED/BLUE	SUPER NICKEL	SIZE
239004	239004SN	4
239006	239006SN	6
239008	239008SN	8
239010	239010SN	10
239012	239012SN	12

NOTE: Super Nickel finish should not be used in salt water or other highly corrosive environments.

XR-31 LIGHTWEIGHT PERFORMANCE HOSE

LIGHT...DURABLE.... ABRASION-RESISTANT.... ECONOMICAL

Tough, lightweight XR-31 hose is a sure bet for racers and street performance enthusiasts. It's versatile, flexible, easy to cut and assemble with a number of attractive characteristics including: excellent temperature resistance -40° to +300° F, high tube strength, tight bend radius capable for tight engine compartments.

3-ply construction consists of full coverage Nylon-bonded outer braid for abrasion-resistance, partial coverage embedded braid middle layer, and CPE synthetic rubber inner tube for great flow and high-temperature resistance. XR-31 hose is **made in the U.S.A.** XR-31 offers a significant weight-savings over stainless steel braided hose.

Because today's fuels can contain a wide variety of unpublished additives, it is not possible for us to accurately predict compatibility of the inner liner of XR-31 hose with any specific fuel.

We recommend our HS-79 PTFE-lined hose, if in doubt. XR-31 hose is not compatible with brake fluid.

NHRA ACCEPTED WOVEN HOSE




SIZE	HOSE I.D.	BULK HOSE • (specify length)	CUT TO EXACT LENGTH AND PRE-PACKAGED IN RETAIL BOX					**SEE NOTE BELOW
			3 FT.	6 FT.	10 FT.	15 FT.	20 FT.	
4	7/32"	3104-00	3104-03	3104-06	3104-10	3104-15	3104-20	
6	11/32"	3106-00	3106-03	3106-06	3106-10	3106-15	3106-20	
8	7/16"	3108-00	3108-03	3108-06	3108-10	3108-15	3108-20	
10	9/16"	3110-00	3110-03	3110-06	3110-10	3110-15	3110-20	
12	11/16"	3112-00	3112-03	3112-06	3112-10	3112-15	3112-20	
16	7/8"	3116-00	3116-03	3116-06	3116-10	3116-15	3116-20	
20	1-1/8"	3120-00	3120-03	3120-06	3120-10	3120-15	3120-20	

TECHNICAL SPECIFICATIONS - Temperature Range: -40° F to +300° F

SIZE	HOSE I.D. INCHES	HOSE O.D. INCHES	MAX OPERATING PRESSURE	BURST PRESSURE	WEIGHT FT./LBS.	MINIMUM BEND RADIUS IN INCHES
4	0.22"	0.44"	500 PSI	2000 PSI	0.075	2.00"
6	0.35"	0.56"	500 PSI	2000 PSI	0.095	2.50"
8	0.44"	0.67"	500 PSI	2000 PSI	0.120	3.50"
10	0.57"	0.82"	500 PSI	2000 PSI	0.155	4.00"
12	0.69"	0.96"	350 PSI	1400 PSI	0.250	4.50"
16	0.88"	1.15"	350 PSI	1400 PSI	0.320	5.50"
20	1.125"	1.437"	350 PSI	1400 PSI	0.320	8.00"

XR-31 3-PLY CONSTRUCTION



STAINLESS STEEL FLAT-WOUND INTERNAL SUPPORT COIL



For use with XR-31 hose. Provides extra support in high vacuum applications. Excellent for dry sump systems. Sold by the foot. Specify length when ordering.

PART NO.	SIZE	DESCRIPTION
310010	10 XR-31	.60" O.D.
310012	12 XR-31	.73" O.D.
310016	16 XR-31	.94" O.D.
310020	20 XR-31	1.190" O.D.

Get our Hose Cut-Off Blade for perfect hose assembly every time! No tape! No fraying! Adapts to most circular handsaws. Part No. 329003. See page 22.

• Bulk hose lengths may be slightly over or under length specified. See bulk hose shipping length patterns on price sheet or on page 97 of this catalog.

**NOTE: Pricing for pre-packaged hose includes an additional packaging charge.

SEE PAGE 82 FOR COMPLETE ASSEMBLY INSTRUCTIONS.

HS-79 THE MOST TECHNICALLY ADVANCED HOSE SYSTEM AVAILABLE...PERIOD!



HS-79 Ultra-Lite flexible smooth-bore PTFE hose assemblies are truly state-of-the-art.

◆ **4-ply composite construction** is at the core of HS-79's distinctive list of advantages.

HS-79's smooth-bore design offers

◆ **extremely high flow rates, pressure and temperature ratings** (-65° to +400° F) and

◆ **lower pressure drop** than comparable systems. In addition, HS-79 provides ◆ **extreme flexibility** and ease of installation and cleaning.

◆ **Tight bend radius** and ◆ **higher vacuum capacity** are possible because

HS-79 has a ◆ **higher hoop strength**. Moreover, XRP's HS-79 assemblies feature a noticeably

◆ **larger inner diameter**. Look inside the fittings below and compare for yourself.

It is this generous inner diameter that gives HS-79 ◆ **greater flow capacity and better performance** on race day. But

◆ **greater flow is only part of the story of optimizing fluid delivery!** The characteristics of the flow are critically important to the racer as well. HS-79's smooth-bore

“non-convoluted” design ◆ **eliminates boundary layer entrapment and flow disturbance for raceday performance you can count on!**

HS-79 is ◆ **compatible with all racing engine fluids**, including gas, alcohol, and nitromethane and ◆ **can be assembled with either 37° JIC hose ends or aluminum quick disconnect clamshell couplings**. The ideal choice for service situations

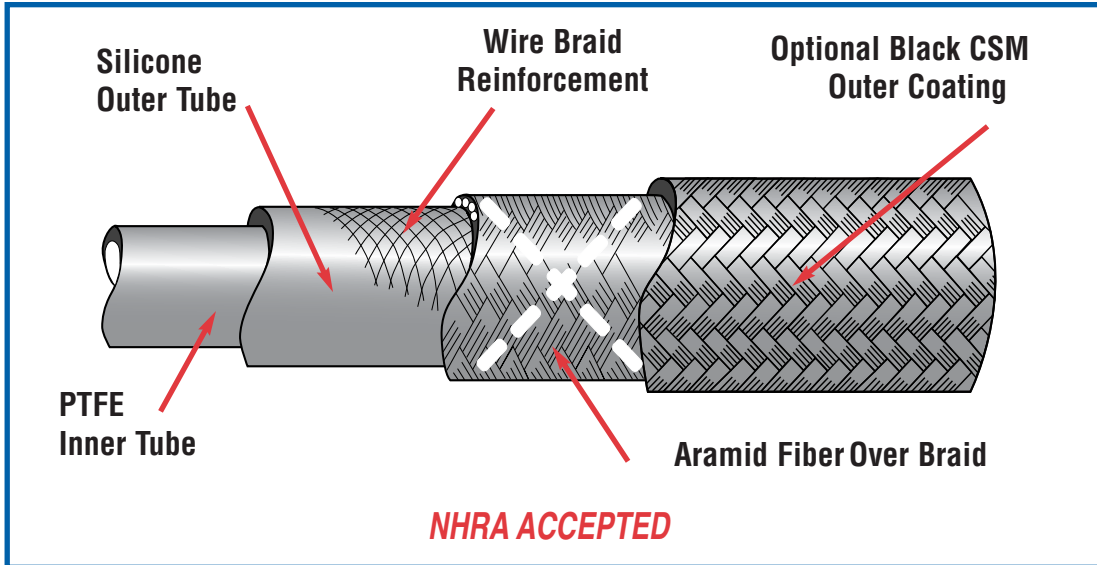
that are time sensitive, you will find our clamshell couplings

shown on pages 24-25 of this catalog.

See individual listings for fittings' sizes and angles.

For dimensional, temperature, pressure, and vacuum information, see our charts on the next page.

HS-79'S 4-PLY CONSTRUCTION!



HS-79 ultra lightweight, flexible, smooth-bore PTFE hose has a 4-ply composite construction: a PTFE inner liner, Silicone outer liner, high tensile stainless steel reinforcing braid and outer braid of aramid fiber. HS-79 hose is available with a CSM outer covering as a fifth layer for added resistance against abrasion and ease of cleaning. **Features and benefits include:**

- Radial Seal Allows Hose Ends to be Adjusted for Installation After Assembly
- Crimp Collars Can be Cut and Removed to Allow End Fittings to be Reused
- Superior Flexibility • Weight Savings • Ease of Cleaning • No Necked Down Restrictions
- Large Flow Capacity without the Disturbance or Boundary Layer Entrapment of Convulsed Hoses
- Inner PTFE Tube Compatible with All Engine Fluids (Gasoline, Alcohol and Nitromethane)

SPECIFICATIONS FOR HS-79

SIZE	HOSE I.D.	HOSE O.D.	WEIGHT LBS./FT.	BY THE FOOT (specify length)
4	.250"	.400"	.044	322004
6	.375"	.550"	.074	322006
8	.500"	.680"	.092	322008
10	.625"	.810"	.135	322010
12	.750"	.950"	.161	322012
16	1.000"	1.200"	.221	322016
20	1.250"	1.450"	.325	322020

SPECIFICATIONS FOR HS-79 WITH CSM

SIZE	HOSE I.D.	HOSE O.D.	WEIGHT LBS./FT.	BY THE FOOT (specify length)
4	.250"	.440"	.061	324004
6	.375"	.590"	.093	324006
8	.500"	.720"	.123	324008
10	.625"	.850"	.158	324010
12	.750"	.990"	.198	324012
16	1.000"	1.240"	.264	324016
20	1.250"	1.490"	.370	324020

TECHNICAL SPECIFICATIONS - TEMPERATURE RANGE: -65°F TO 400°F


SIZE	MAX OPERATING PRESSURE	BURST PRESSURE	HS-79 BEND RADIUS	HS-79 WITH CSM BEND RADIUS
4	600 PSI	2400 PSI	.50"	.50"
6	600 PSI	2400 PSI	.75"	.75"
8	600 PSI	2400 PSI	1.00"	1.00"
10	400 PSI	1600 PSI	1.25"	1.25"
12	400 PSI	1600 PSI	1.50"	1.50"
16	200 PSI	800 PSI	2.00"	2.00"
20	100 PSI	400 PSI	5.00"	5.00"

NOTE: HS-79 AND HS-79 WITH CSM ARE NOT INTENDED FOR HYDRAULIC IMPULSE OR SUBMERSION APPLICATIONS.

FOR LONG TERM HIGH VACUUM USE AT ELEVATED TEMPERATURES, AN INTERNAL SUPPORT COIL SHOULD BE A CONSIDERATION. SEE PAGE 23 FOR INTERNAL SUPPORT COIL. SEE PAGE 85 FOR COMPLETE ASSEMBLY INSTRUCTIONS.


HS-79 37° JIC HOSE ENDS

XRP's HS-79 Ultra-Lite hose assemblies are available with aluminum 37 degree JIC fittings in a choice of finishes. Choose from the popular **black anodized** or our new **SUPER NICKEL FINISH**. Hose ends and crimp collars are sold separately. Crimp collars may be cut and removed. Fittings may be reused. Please note that -4 steel hose ends have nickel-plated bodies and black anodized aluminum nuts.




ANODIZED	SUPER NICKEL	SIZE
220043 (steel)	220043SN	3 JIC to 4 hose
220044 (steel)	220044SN	4
220004	220004SN	4
220006	220006SN	6
220008	220008SN	8
220010	220010SN	10
220012	220012SN	12
220112	--	12 male flare*
220016	220016SN	16
220020	220020SN	20


*SIZE -6 THROUGH -16 MALE FLARES ALSO AVAILABLE.




ANODIZED	SUPER NICKEL	SIZE
223044 (steel)	223044SN	4
223004	223004SN	4
223006	223006SN	6
223008	223008SN	8
223010	223010SN	10
223012	223012SN	12
223016	223016SN	16
223020	223020SN	20



ANOD.	SUPER NICKEL	FORGED	SIZE
224544 (steel)	224544SN	--	4
224504	224504SN	--	4
224506	224506SN	224606	6
224508	224508SN	224608	8
224510	224510SN	224610	10
224512	224512SN	--	12
224516	224516SN	--	16
224520	224520SN	--	20




ANODIZED	SUPER NICKEL	SIZE
226044 (steel)	226044SN	4
226004	226004SN	4
226006	226006SN	6
226008	226008SN	8
226010	226010SN	10
226012	226012SN	12
226016	226016SN	16
226020	226020SN	20



ANOD.	SUPER NICKEL	FORGED	SIZE
229044 (steel)	229044SN	--	4
229004	229004SN	--	4
229006	229006SN	229106	6
229008	229008SN	229108	8
229010	229010SN	--	10
229012	229012SN	229112	12
229016	229016SN	--	16
229020	229020SN	--	20



ANODIZED	SUPER NICKEL	SIZE
221244 (steel)	221244SN	4
221204	221204SN	4
221206	221206SN	6
221208	221208SN	8
221210	221210SN	10
221212	221212SN	12
221216	221216SN	16
221220	221220SN	20



ANODIZED	SUPER NICKEL	SIZE
221544 (steel)	221544SN	4
221504	221504SN	4
221506	221506SN	6
221508	221508SN	8
221510	221510SN	10
221512	221512SN	12
221516	221516SN	16
221520	221520SN	20



ANODIZED	SUPER NICKEL	SIZE
221844 (steel)	221844SN	4
221804	221804SN	4
221806	221806SN	6
221808	221808SN	8
221810	221810SN	10
221812	221812SN	12
221816	221816SN	16
221820	221820SN	20

CRIMP COLLARS FOR HS-79 & HS-79 WITH CSM SUPER NICKEL OR GOLD ALODINE



HS-79		HS-79 w/ CSM		SIZE
GOLD	SUPER NICKEL	GOLD	SUPER NICKEL	
2255-04	2255-04SN	2270-04	2270-04SN	4
2255-06	2255-06SN	2270-06	2270-06SN	6
2255-08	2255-08SN	2270-08	2270-08SN	8
2255-10	2255-10SN	2270-10	2270-10SN	10
2255-12	2255-12SN	2270-12	2270-12SN	12
2255-16	2255-16SN	2270-16	2270-16SN	16
2255-20	2255-20SN	2270-20	2270-20SN	20

HS-79 37° JIC HOSE ENDS

XRP's HS-79 Ultra-Lite hose assemblies are available with aluminum 37 degree JIC fittings in a choice of finishes. These **TI-TECH** hose ends offer the clean, modern look of titanium. **BLACK ANODIZED** or **SUPER NICKEL FINISH**, steel and forged fittings are shown on the previous page. Hose ends and crimp collars are sold separately. Crimp collars may be cut and removed. Fittings may be reused.

STRAIGHT



PART NO.	SIZE
220044TT (Steel)*	4
220006TT	6
220008TT	8
220010TT	10
220012TT	12
220016TT	16
220020TT	20

30°



PART NO.	SIZE
223044TT (Steel)*	4
223006TT	6
223008TT	8
223010TT	10
223012TT	12
223016TT	16
223020TT	20


45°



Forged ends available for 45°.

PART NO.	SIZE
224544TT (Steel)*	4
224506TT	6
224508TT	8
224510TT	10
224512TT	12
224516TT	16
224520TT	20

60°



PART NO.	SIZE
226044TT (Steel)*	4
226006TT	6
226008TT	8
226010TT	10
226012TT	12
226016TT	16
226020TT	20

90°



Forged ends available for 90°.

PART NO.	SIZE
229044TT (Steel)*	4
229006TT	6
229008TT	8
229010TT	10
229012TT	12
229016TT	16
229020TT	20

120°



PART NO.	SIZE
221244TT (Steel)*	4
221206TT	6
221208TT	8
221210TT	10
221212TT	12
221216TT	16
221220TT	20

150°



PART NO.	SIZE
221544TT (Steel)*	4
221506TT	6
221508TT	8
221510TT	10
221512TT	12
221516TT	16
221520TT	20

180°



PART NO.	SIZE
221844TT (Steel)*	4
221806TT	6
221808TT	8
221810TT	10
221812TT	12
221816TT	16
221820TT	20

CRIMP COLLARS FOR HS-79 & HS-79 WITH CSM TI-TECH OR BLACK ANODIZED



HS-79		HS-79 w/ CSM		SIZE
TI-TECH	BLACK	TI-TECH	BLACK	
2255-04TT	2255-04BB	2270-04TT	2270-04BB	4
2255-06TT	2255-06BB	2270-06TT	2270-06BB	6
2255-08TT	2255-08BB	2270-08TT	2270-08BB	8
2255-10TT	2255-10BB	2270-10TT	2270-10BB	10
2255-12TT	2255-12BB	2270-12TT	2270-12BB	12
2255-16TT	2255-16BB	2270-16TT	2270-16BB	16
2255-20TT	2255-20BB	2270-20TT	2270-20BB	20

* -4 STEEL HOSE ENDS HAVE NICKEL PLATED BODIES AND TI-TECH ANODIZED NUTS.

HS-79 HOSE TOOLS AND ACCESSORIES



XRP's Crimping Device

A self-contained unit allows field installation of the HS-79 Ultra-Lite hose with **either** style end fitting. Simple to use. Fool-proof installations every time. Carrying case included. Dies sold separately.

Part No. 329000 with Manual Hand Pump

Part No. 329100 with Air Over Hydraulic Pump



Crimping Dies

Sizes	For HS-79	For HS-79 with CSM	For PTFE Brake Hose
3	--	--	329203
4	329004	329104	329204
6	329006	329106	--
8	329008	329108	--
10	329010	329110	--
12	329012	329112	--
16	329016	329116	--
20	329020	329120	--




Cut Off Bracket and Blade

Our unique cutting tool turns any circular saw into a sure-fire way to cut HS-79 hose, cleanly and squarely every time. Works well on Stainless Steel Braided CPE hose.

Circular saw not included.

Cut-Off Bracket...Part No. 329002

Cut-Off Blade.....Part No. 329003



1. Pressure Checker

Pressure check all hose assemblies after any installation for optimal performance and long life.

Part No. 329001

2. Fitting Kit (shown with Manifold)

This fitting kit includes 8 AN adapters, 8 Quick Disconnect fittings plus braided line and adapters to attach the manifold to the pressure checker.

Part No. 329201

3. Pressure Testing Manifold

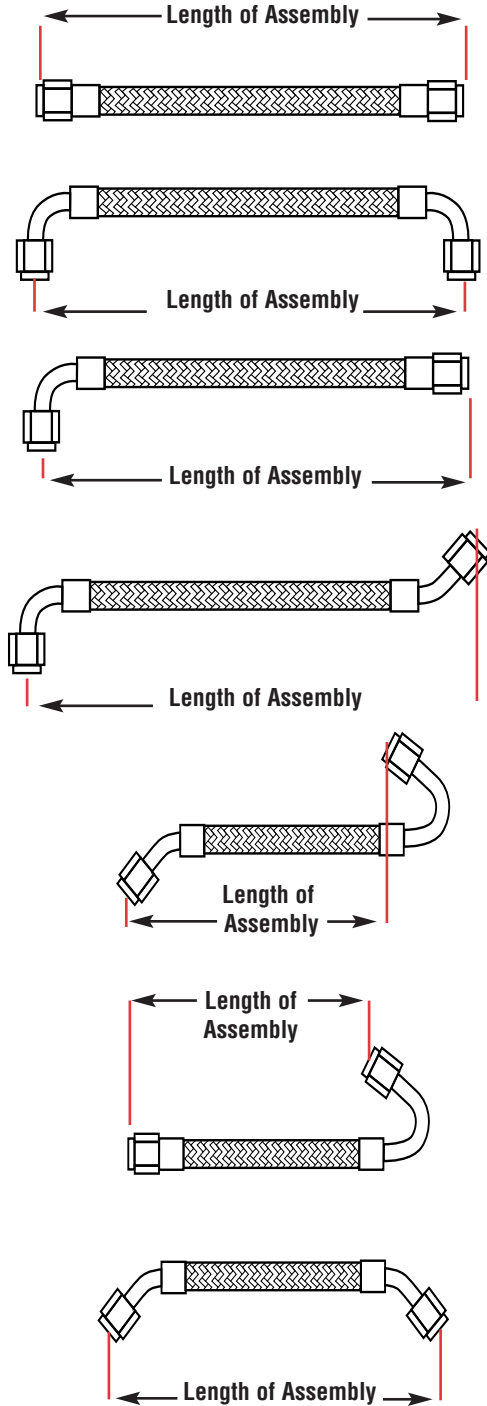
Handy testing manifold allows you to quickly pressure test many connections/assemblies at one time. **Part No. 329101**



ORDERING HS-79 HOSE IN CUSTOM LENGTHS

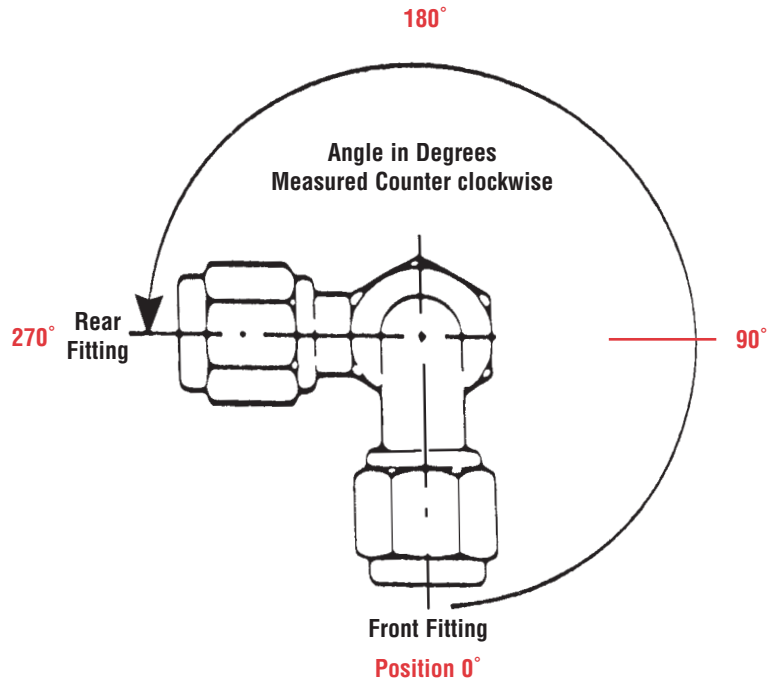
How To Measure Hose Length

XRP HS-79 Ultra-Lite hose assemblies are sold in 1/8 inch increments. The lengths of assemblies are determined by measuring **from face centerline to face centerline of angular fittings**, and to the **end of face surface to end of face surface for straights**. The diagrams, shown below, are examples of how to measure HS-79 Ultra-Lite hose assemblies precisely. If you need further assistance or have questions, please contact your XRP sales representative for more information.



How To Measure Fitting Angle

To measure the angular rotation of hose fittings, place the fitting nearest you at position 0° (see illustration at right). Measure **counter-clockwise** to the desired position of the rear fitting. If the angle between fittings desired is position 0° to position 0°, specify 000. For example, this illustration shows a 270° angle.



STAINLESS STEEL FLAT-WOUND INTERNAL SUPPORT COIL

Extra support for the most demanding high vacuum applications. Excellent for dry sump systems. Sold by the foot. Specify length when ordering.



PART NUMBER	SIZE	DESCRIPTION
310012	10 HS-79	.73" Coil O.D.
310014	12 HS-79	.88" Coil O.D.
310018	16 HS-79	1.062" Coil O.D.
CALL	20 HS-79	


Get our Hose Cut-Off Blade for perfect hose assembly every time! No tape! No fraying! Adapts to most circular handsaws. Part No. 329003. See Page 22.

CLAMSHELL-STYLE QUICK DISCONNECT COUPLINGS ARE . . . SIMPLY A SNAP!

Perfect for racing and service situations where time is an issue, these full flow, quick disconnect couplings are a fixed cavity design with threadless clamshell closures for a seal that's fast, smart and secure. Clamshell closures lock automatically when the two halves are snapped together and cannot disengage accidentally. **All three latch pawls must be lifted simultaneously to open the latch.**

For an added measure of security, the couplings can also be ordered with a self-bonding safety device, which prevents improper installation and provides for quick, easy visual inspection.

Clamshell quick disconnect couplings offer excellent flexibility with axial adjustment of up to 1/4" and angular misalignment of 4° for couplings on tubing. In addition, XRP offers the industry's largest stock of hose ends, adapters, weld-ons, caps, plugs and accessories.



XRP's Hose Ends feature a Dual O-Ring Sealing System.

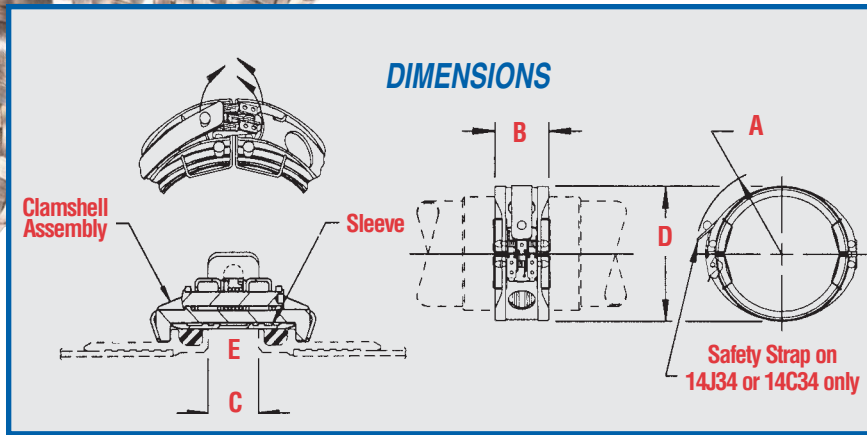
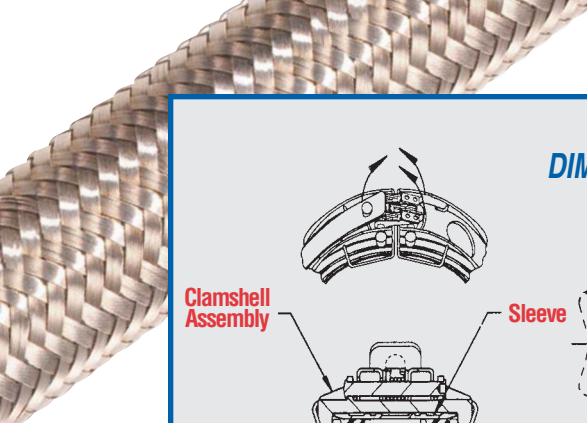
FAST
 Snaps Off/On.
 No Tools Needed.
 Double Swivel Hinge
 For Easier Assembly.
 Optional Safety Strap For
 Easy Visual Inspection.
 Race Proven.

SMART
 Saves Time, Space, Weight
 and Headaches.
 Threadless Fixed Cavity Design.
 Full Flow - No Restrictions.
 Double O-Ring Sealing.
 Super Nickel or Anodized Finishes.

SECURE
 Triple-Latch Finger Closure for
 Flexible, Secure Connections for
 Stainless Steel, HS-79 Hose or Tube.
 Axial Tube Movement Up to 1/4"
 Angularity
 Up to ± 4°. Interchanges
 with
 Wiggins®
 Style.

® Registered
 Trademark of
 Transdigm, Inc.

VERSATILE
 A Huge Selection of Hose Ends,
 Adapters, Weld-Ons, Caps and
 Plugs adapt XRP
 Clamshell Quick
 Disconnect
 Couplings
 to Many
 Uses.

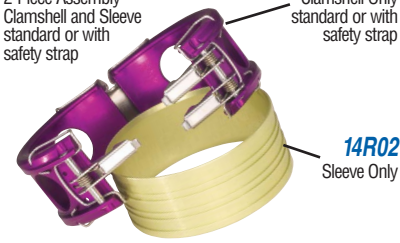


14J02 or 14J34

2-Piece Assembly
Clamshell and Sleeve
standard or with
safety strap

14C02 or 14C34

Clamshell Only
standard or with
safety strap



14R02
Sleeve Only

PART NUMBERS EXPLAINED

14J02 - 08

Description Size/Tube O.D.

A

Material
A=aluminum
or C=stainless

SN

Super
Nickel

QUICK DISCONNECT COUPLINGS

- Each coupling assembly consists of two pieces: a clamshell AND a sleeve. Example: 14J02-08 consists of 14C02-08 plus 14R02-08. Coupling flanges and O-ring seals are not included in the coupling assembly and should be ordered separately.

Please specify A for aluminum or C for stainless steel when ordering and add SN for Super Nickel. NOTE: FKM O-Rings are standard on all XRP adapter fittings. If using nitro-methane or alcohol, specify EPR O-Rings. Call for Technical Information.

SIZE TUBE O.D.	2-PIECE COUPLING ASSEMBLY	PART NUMBERS				DIMENSIONS					ASSEMBLY WEIGHT LBS.	
		CLAMSHELL ONLY	SLEEVE ONLY	FKM O-RING SEAL	EPR O-RING SEAL	A	B	C	D	E	ALUMINUM	STAINLESS STEEL
0.500"	14J02-08	14C02-08	14R02-08	802015	803015	0.71"	0.72"	0.28"	1.06"	0.692"	.027	.050
0.625"	14J02-10	14C02-10	14R02-10	802017	803017	0.78"	0.72"	0.28"	1.16"	0.817"	.031	.074
0.750"	14J02-12	14C02-12	14R02-12	802117	803117	0.85"	0.82"	0.25"	1.27"	0.997"	.040	.100
1.000"	14J02-16	14C02-16	14R02-16	802214	803214	0.98"	0.91"	0.28"	1.49"	1.273"	.050	.125
1.250"	14J02-20	14C02-20	14R02-20	802218	803218	1.11"	0.91"	0.28"	1.74"	1.523"	.056	.140
1.500"	14J02-24	14C02-24	14R02-24	802222	803222	1.23"	0.91"	0.28"	2.03"	1.793"	.058	.145
1.750"	14J02-28	14C02-28	14R02-28	802224	803224	1.36"	0.91"	0.28"	2.24"	2.044"	.072	.173
2.000"	14J02-32	14C02-32	14R02-32	802226	803226	1.50"	0.95"	0.28"	2.53"	2.317"	.079	.178
2.250"	14J02-36	14C02-36	14R02-36	802228	803228	1.63"	0.95"	0.28"	2.87"	2.567"	.092	.221
2.500"	14J02-40	14C02-40	14R02-40	802230	803230	1.75"	0.95"	0.28"	3.03"	2.817"	.098	.246
3.000"	14J02-48	14C02-48	14R02-48	802234	803234	2.03"	0.99"	0.28"	3.69"	3.317"	.149	.372
3.500"	14J02-56	14C02-56	14R02-56	802238	803238	2.28"	0.99"	0.28"	4.19"	3.828"	.177	.424
4.000"	14J02-64	14C02-64	14R02-64	802242	803242	2.53"	0.99"	0.25"	4.79"	4.337"	.238	.547

QUICK DISCONNECT COUPLINGS WITH NYLON SAFETY STRAP

- These coupling assemblies are identical in both design and materials as those described above **except** the 14J34 assemblies include a nylon safety strap. Each coupling assembly consists of two pieces: a clamshell AND a sleeve. Example: 14J34-08 consists of 14C34-08 plus 14R02-08. Coupling flanges and O-ring seals are not included in the coupling assembly and should be ordered separately. **Please specify A for aluminum or C for stainless steel when ordering and add SN for Super Nickel.** NOTE:

FKM O-Rings are standard on all XRP adapter fittings. If using nitro-methane or alcohol, specify EPR O-Rings. Call for Technical Information.

SIZE TUBE O.D.	2-PIECE COUPLING ASSEMBLY	PART NUMBERS				DIMENSIONS					ASSEMBLY WEIGHT LBS.	
		CLAMSHELL ONLY	SLEEVE ONLY	FKM O-RING SEAL	EPR O-RING SEAL	A over safety strap	B	C	D	E	ALUMINUM	STAINLESS STEEL
0.500"	14J34-08	14C34-08	14R02-08	802015	803015	0.89"	0.72"	0.28"	1.06"	0.692"	.036	.058
0.625"	14J34-10	14C34-10	14R02-10	802017	803017	0.95"	0.72"	0.28"	1.18"	0.817"	.037	.065
0.750"	14J34-12	14C34-12	14R02-12	802117	803117	1.04"	0.82"	0.28"	1.29"	0.997"	.046	.083
1.000"	14J34-16	14C34-16	14R02-16	802214	803214	1.18"	0.91"	0.28"	1.52"	1.273"	.058	.114
1.250"	14J34-20	14C34-20	14R02-20	802218	803218	1.29"	0.91"	0.28"	1.77"	1.523"	.065	.131
1.500"	14J34-24	14C34-24	14R02-24	802222	803222	1.43"	0.91"	0.28"	2.06"	1.793"	.073	.150
1.750"	14J34-28	14C34-28	14R02-28	802224	803224	1.55"	0.91"	0.28"	2.27"	2.044"	.079	.168
2.000"	14J34-32	14C34-32	14R02-32	802226	803226	1.69"	0.95"	0.28"	2.57"	2.317"	.095	.200
2.250"	14J34-36	14C34-36	14R02-36	802228	803228	1.80"	0.95"	0.28"	2.91"	2.567"	.102	.237
2.500"	14J34-40	14C34-40	14R02-40	802230	803230	1.91"	0.95"	0.28"	3.08"	2.817"	.111	.269
3.000"	14J34-48	14C34-48	14R02-48	802234	803234	2.18"	0.99"	0.28"	3.74"	3.317"	.174	.429
3.500"	14J34-56	14C34-56	14R02-56	802238	803238	2.44"	0.99"	0.28"	4.24"	3.828"	.201	.502
4.000"	14J34-64	14C34-64	14R02-64	802242	803242	2.68"	0.99"	0.25"	4.84"	4.337"	.226	.568

NOTES: ASSEMBLY WEIGHTS DO NOT INCLUDE FLANGES AND SEALS. FLANGES ARE FOR USE ON TUBING APPLICATIONS. CALL FOR TECHNICAL DETAILS. SEE PAGE 29 FOR DESCRIPTION OF MATERIALS AND OTHER PRODUCT NOTES.

ALUMINUM QUICK DISCONNECT HOSE ENDS

Designed exclusively for use with the Clamshell Quick Disconnect Couplers **when assembled with stainless steel braided hose or XR-31 hose**. Double swivel feature allows for angular positioning after assembly. XRP Performance Hose Ends are designed with the aviation-style nipple and cutter design, to prevent blow off and leakage problems that can be encountered by other styles of hose ends when assembled with stainless steel braided hose. To many top race teams, no other style is acceptable. Manufactured from heat treated 2024-T851 aluminum per QQA-225/6 specs and 6061-T651 aluminum per QQA-225/8 specs, every XRP Performance Hose End is subjected to strict quality controls and is race-ready when it reaches our customers.

STRAIGHT



PART NO.	SIZE
100006HC	6 hose to 8 clamshell
100008HC	8
100010HC	10
100012HC	12
100016HC	16
100020HC	20
100025HC	20 hose to 24 clamshell

30°



PART NO.	SIZE
203006HC	6 hose to 8 clamshell
203008HC	8
203010HC	10
203012HC	12
203016HC	16
103020HC non-swivel	20
103025HC non-swivel	20 hose to 24 clamshell

45°



PART NO.	SIZE
204506HC	6 hose to 8 clamshell
204508HC	8
204510HC	10
204512HC	12
204516HC	16
104520HC non-swivel	20
104525HC non-swivel	20 hose to 24 clamshell

60°



PART NO.	SIZE
206006HC	6 hose to 8 clamshell
206008HC	8
206010HC	10
206012HC	12
206016HC	16
106020HC non-swivel	20
106025HC non-swivel	20 hose to 24 clamshell

90°



PART NO.	SIZE
209006HC	6 hose to 8 clamshell
209008HC	8
209010HC	10
209012HC	12
209016HC	16
109020HC non-swivel	20
109025HC non-swivel	20 hose to 24 clamshell

120°



PART NO.	SIZE
212006HC	6 hose to 8 clamshell
212008HC	8
212010HC	10
212012HC	12
212016HC	16
112020HC non-swivel	20
112025HC non-swivel	20 hose to 24 clamshell

150°



PART NO.	SIZE
215006HC	6 hose to 8 clamshell
215008HC	8
215010HC	10
215012HC	12
215016HC	16
115020HC non-swivel	20
115025HC non-swivel	20 hose to 24 clamshell

180°



PART NO.	SIZE
218006HC	6 hose to 8 clamshell
218008HC	8
218010HC	10
218012HC	12
218016HC	16
118020HC non-swivel	20
118025HC non-swivel	20 hose to 24 clamshell

Unique Spacer Adapts Our Dual O-Ring Hose Ends For Use On Single O-Ring Flange



PART NO.	SIZE
HCSP-08A	8
HCSP-10A	10
HCSP-12A	12
HCSP-16A	16
HCSP-20A	20
HCSP-24A	24

ALUMINUM QUICK DISCONNECT HOSE ENDS

Designed exclusively for use with the Clamshell Quick Disconnect Couplers **when assembled with our HS-79 hose**. Crimp collars are sold separately. Crimp collars may be cut and removed. Fittings may be reused.

STRAIGHT



PART NO.	SIZE
220006HC	6 hose to 8 clamshell
220008HC	8
220010HC	10
220012HC	12
220016HC	16
220020HC	20
220025HC	20 hose to 24 clamshell

30°



PART NO.	SIZE
223006HC	6 hose to 8 clamshell
223008HC	8
223010HC	10
223012HC	12
223016HC	16
223020HC	20
223025HC	20 hose to 24 clamshell

45°



Forged ends available for 45°.

PART NO.	SIZE
224506HC	6 hose to 8 clamshell
224508HC	8
224510HC	10
224512HC	12
224516HC	16
224520HC	20
224525HC	20 hose to 24 clamshell

60°



PART NO.	SIZE
226006HC	6 hose to 8 clamshell
226008HC	8
226010HC	10
226012HC	12
226016HC	16
226020HC	20
226025HC	20 hose to 24 clamshell

90°



Forged ends available for 90°.

PART NO.	SIZE
229006HC	6 hose to 8 clamshell
229008HC	8
229010HC	10
229012HC	12
229016HC	16
229020HC	20
229025HC	20 hose to 24 clamshell

120°



PART NO.	SIZE
221206HC	6 hose to 8 clamshell
221208HC	8
221210HC	10
221212HC	12
221216HC	16
221220HC	20
221225HC	20 hose to 24 clamshell

150°



PART NO.	SIZE
221506HC	6 hose to 8 clamshell
221508HC	8
221510HC	10
221512HC	12
221516HC	16
221520HC	20
221525HC	20 hose to 24 clamshell

180°



PART NO.	SIZE
221806HC	6 hose to 8 clamshell
221808HC	8
221810HC	10
221812HC	12
221816HC	16
221820HC	20
221825HC	20 hose to 24 clamshell

CRIMP COLLARS FOR HS-79 & HS-79 WITH CSM SUPER NICKEL OR GOLD ALODINE



HS-79		HS-79 w/ CSM		SIZE
GOLD	SUPER NICKEL	GOLD	SUPER NICKEL	
2255-04	2255-04SN	2270-04	2270-04SN	4
2255-06	2255-06SN	2270-06	2270-06SN	6
2255-08	2255-08SN	2270-08	2270-08SN	8
2255-10	2255-10SN	2270-10	2270-10SN	10
2255-12	2255-12SN	2270-12	2270-12SN	12
2255-16	2255-16SN	2270-16	2270-16SN	16
2255-20	2255-20SN	2270-20	2270-20SN	20

NOTE: XRP HOSE ENDS ARE DESIGNED TO BE USED WITH XRP DUAL O-RING ADAPTERS AND FLANGES. OUR HCSP SPACERS, SHOWN ON THE PREVIOUS PAGE, ALLOWS XRP DUAL O-RING HOSE ENDS TO BE USED WITH SINGLE O-RING FLANGES

CLAMSHELL TO O-RING BOSS FITTINGS

CLAMSHELL TO O-RING BOSS FITTINGS - HIGH FLOW CONTOURED ORB



CLAMSHELL SIZE	AN PORT ORB	STRAIGHT	LOW PROFILE NON-SWIVEL 45°	LOW PROFILE NON-SWIVEL 90°	FULL SWIVEL 45°	FULL SWIVEL 90°	FULL SWIVEL SWEEPED TUBE 45°	FULL SWIVEL SWEEPED TUBE 90°
8	6	980086HC	984686HC	989186HC	964586HC	969086HC	954586HC	959086HC
8	8	980008HC	984608HC	989108HC	964508HC	969008HC	954508HC	959008HC
8	10	980081HC	984681HC	989181HC	964581HC	969081HC	954581HC	959081HC
10	8	980009HC	984609HC	989109HC	964509HC	969009HC	954509HC	959009HC
10	10	980010HC	984610HC	989110HC	964510HC	969010HC	954510HC	959010HC
10	12	980011HC	984611HC	989111HC	964511HC	969011HC	954511HC	959011HC
12	10	980013HC	984613HC	989113HC	964513HC	969013HC	954513HC	959013HC
12	12	980012HC	984612HC	989112HC	964512HC	969012HC	954512HC	959012HC
16	12	980014HC	984614HC	989114HC	964514HC	969014HC	954514HC	959014HC
16	16	980016HC	984616HC	989116HC	964516HC	969016HC	954516HC	959016HC
16	20	980018HC	984618HC	989118HC	964518HC	969018HC	954518HC	959018HC
20	20	980020HC	984620HC	989120HC	964520HC	969020HC	954520HC	959020HC

FKM O-Rings included. NOTE: If using nitro-methane or alcohol, specify EPR O-Rings. Call for Technical Information.

ADAPTERS

CLAMSHELL TO MALE PIPE ADAPTERS



CLAMSHELL SIZE	PIPE SIZE	STRAIGHT
8	1/4"	981607HC
8	3/8"	981608HC
8	1/2"	981688HC
8	3/4"	981609HC
10	3/8"	981611HC
10	1/2"	981610HC
10	3/4"	981613HC
12	1/2"	981614HC
12	3/4"	981612HC
12	1"	981615HC
16	3/4"	981617HC
16	1"	981616HC
20	1"	981621HC
20	1-1/4"	981620HC

WELD-ONS

6061-T6 ALUMINUM FLAT WELDS FOR TANK OR PLATE



SIZE	FLAT WELD DOUBLE O-RING	FLAT WELD SINGLE O-RING
8	997208HC	997108HC
10	997210HC	997110HC
12	997212HC	997112HC
16	997216HC	997116HC
20	997220HC	997120HC
24	997224HC	997124HC

FKM O-Rings included.
NOTE: If using nitro-methane or alcohol, specify EPR O-Rings. Call for Technical Information.

CAPS & PLUGS

CAP PLUG



SIZE	CAP	PLUG
8	992908HC	980608HC
10	992910HC	980610HC
12	992912HC	980612HC
16	992916HC	980616HC
20	992920HC	980620HC
24	992924HC	980624HC

FKM O-Rings included with plugs.
NOTE: If using nitro-methane or alcohol, specify EPR O-Rings. Call for Technical Information.

TUBING FLANGE WELD-ONS

For aluminum tubing applications: Use socket weld *only* if tubing is to be brazed. Use butt weld if tubing is to be welded. Socket welds have a counterbored area for tubing insertion. **For stainless steel tubing applications:** Either socket weld or butt weld styles may be used. If you have any questions, regarding your application, call for technical assistance. Tubing Flange Weld Ons listed below are aluminum. **To order them in Stainless Steel, change the first number to 5.** FKM O-Rings included. NOTE: If using nitro-methane or alcohol, specify EPR O-Rings. Call for Technical Information. NOTE: Our HCSP spacer fits inside a double O-ring cavity and allows it to be used with a single O-ring flange.

SOCKET WELD-ONS



BUTT WELD-ONS



SPACER




SIZE TUBE O.D.	SLEEVE	DOUBLE O-RING	SINGLE O-RING	SIZE TUBE O.D.	SLEEVE	DOUBLE O-RING	SINGLE O-RING	SPACER
8	1005-08HC	997208SWHC	997108SWHC	8	1005-08BWHC	997208BWHC	997108BWHC	HCSP-08A
10	1005-10HC	997210SWHC	997110SWHC	10	1005-10BWHC	997210BWHC	997110BWHC	HCSP-10A
12	1005-12HC	997212SWHC	997112SWHC	12	1005-12BWHC	997212BWHC	997112BWHC	HCSP-12A
16	1005-16HC	997216SWHC	997116SWHC	16	1005-16BWHC	997216BWHC	997116BWHC	HCSP-16A
20	1005-20HC	997220SWHC	997120SWHC	20	1005-20BWHC	997220BWHC	997120BWHC	HCSP-20A
24	1005-24HC	997224SWHC	997124SWHC	24	1005-24BWHC	997224BWHC	997124BWHC	HCSP-24A
28	1005-28HC	997228SWHC	997128SWHC	28	1005-28BWHC	997228BWHC	997128BWHC	--
32	1005-32HC	997232SWHC	997132SWHC	32	1005-32BWHC	997232BWHC	997132BWHC	--
36	1005-36HC	997236SWHC	997136SWHC	36	1005-36BWHC	997236BWHC	997136BWHC	--
40	1005-40HC	997240SWHC	997140SWHC	40	1005-40BWHC	997240BWHC	997140BWHC	--
48	1005-48HC	997248SWHC	997148SWHC	48	1005-48BWHC	997248BWHC	997148BWHC	--
56	1005-56HC	997256SWHC	997156SWHC	56	1005-56BWHC	997256BWHC	997156BWHC	--
64	1005-64HC	997264SWHC	997164SWHC	64	1005-64BWHC	997264BWHC	997164BWHC	--

• SLIP-ON HOSE CONNECTORS FOR USE WITH CLAMSHELL QUICK DISCONNECT COUPLERS



1 1/4" hose nipple. Double O-ring design for leak-proof sealing. Great for radiator hoses or breather blow down tubes. **Show above with our -20 Clamshell Quick Disconnect Coupling and Socket Welded Flange Adapter.** Other Flange Adapters also available.

SLIP-ON HOSE CONNECTOR 1-1/4".....PART NO. 230020HC



CLAMSHELL SPECIFICATIONS

1. Coupling assembly 14J34 is the **exactly the same** as 14J02 **except** 14J34 includes a nylon safety strap.
2. Consult the factory for pressure ratings for particular applications. Temperature rating -65°F to +450°F. Nylon safety strap will withstand maximum temperature rating of 400°F.
3. Coupling flanges and O-Ring seals are not furnished with coupling assemblies. O-Ring seal materials should be selected for fluid compatibility. Be sure to specify EPR for nitro-methane or alcohol.
4. MATERIALS AND FINISH FOR 14C02-(SIZE) A AND 14C34-(SIZE) A ARE AS FOLLOWS: Clamshell assembly is 2024-T6 or equivalent aluminum anodized and dyed magenta. Latch pawls, hinges, rivets, latch springs are 300 series stainless steel passivated. Bonding springs are beryllium copper wire tin coated. Safety Strap on 14C34-(SIZE) A is nylon.
5. MATERIALS AND FINISH FOR 14C02-(SIZE) C AND 14C34-(SIZE) C ARE AS FOLLOWS: Clamshell assembly is 300 series stainless steel passivated. Latch pawls, hinges, rivets, latch springs are 300 series stainless steel passivated. Bonding springs are beryllium copper wire tin coated. Safety Strap on 14C34-(SIZE) C is nylon.
6. MATERIALS AND FINISH FOR 14R02-(SIZE) A ARE AS FOLLOWS: 2024-T6 or equivalent aluminum anodized dichromate color.
7. MATERIALS AND FINISH FOR 14R02-(SIZE) C ARE AS FOLLOWS: 300 series stainless steel passivated.

• NHRA ACCEPTED AS MULTIPLE LATCH CONNECTOR FOR VENT AND BURN DOWN TUBES

POWER STEERING FITTINGS - Reusable Steel

These reusable steel fittings are ideal for high pressure power steering applications. NOTE: -8 and -10 hose ends have a dual 37°/45° seat and are interchangeable.

STRAIGHT S.A.E. 37° SEAT




PART NO.	HOSE SIZE	THREAD SIZE
500006 37° Seat	6	9/16"-18 Female
500008 Dual Seat	8	3/4"-16 Female
500010 Dual Seat	10	7/8"-14 Female

45° S.A.E. 37° SEAT



PART NO.	HOSE SIZE	THREAD SIZE
504506 37° Seat	6	9/16"-18 Female
504508 Dual Seat	8	3/4"-16 Female
504510 Dual Seat	10	7/8"-14 Female

90° S.A.E. 37° SEAT



PART NO.	HOSE SIZE	THREAD SIZE
509006 37° Seat	6	9/16"-18 Female
509008 Dual Seat	8	3/4"-16 Female
509010 Dual Seat	10	7/8"-14 Female

STRAIGHT S.A.E. 45° SEAT



PART NO.	HOSE SIZE	THREAD SIZE
550006 45° Seat	6	5/8"-18 Female
500008 Dual Seat	8	3/4"-16 Female
500010 Dual Seat	10	7/8"-14 Female

45° S.A.E. 45° SEAT



PART NO.	HOSE SIZE	THREAD SIZE
554506 45° Seat	6	5/8"-18 Female
504508 Dual Seat	8	3/4"-16 Female
504510 Dual Seat	10	7/8"-14 Female

90° S.A.E. 45° SEAT



PART NO.	HOSE SIZE	THREAD SIZE
559006 45° Seat	6	5/8"-18 Female
509008 Dual Seat	8	3/4"-16 Female
509010 Dual Seat	10	7/8"-14 Female

STRAIGHT S.A.E. MALE INVERTED FLARE



PART NO.	HOSE SIZE	THREAD SIZE
560006	6	5/8"-18 (3/8" Tube)
560008	8	3/4"-18 (1/2" Tube)

45° S.A.E. MALE INVERTED FLARE



PART NO.	HOSE SIZE	THREAD SIZE
564506	6	5/8"-18 (3/8" Tube)
569008	8	3/4"-18 (1/2" Tube)


90° S.A.E. MALE INVERTED FLARE



PART NO.	HOSE SIZE	THREAD SIZE
569006	6	5/8"-18 (3/8" Tube)
569008	8	3/4"-18 (1/2" Tube)

XRP ADAPTER FITTINGS FOR POWER STEERING HOSE

STEEL INVERTED FLARE POWER STEERING ADAPTERS



BUMP TUBE ADAPTERS



PART NO.	THREAD INV FLR	MALE JIC SIZE	THREAD			
			ALUMINUM	STEEL	W/O-RING	SIZE
790126	1/2"-20	6	791415	491415	M14 x 1.5	6
790586	5/8"-18	6	791615	491615	M16 x 1.5	6
791166	1 1/16"-18	6	791815	491815	M18 x 1.5	6

POWER STEERING HOSE

Available in black or blue, this premium quality power steering hose is made of synthetic rubber tube, polyester inner braid with single wire braid reinforcement and polyester braid cover. Operating temperature is between -55°F and +300°F (except air +250°F). Suitable for many applications: air, gasoline, fuel and lubricants, over-the-wall air tools, etc.



SIZE	BULK HOSE (SPECIFY LENGTH)*	
	Blue	Black
6	510006	519006
8	510008	519008
10	510010	519010

*Bulk hose lengths may be slightly over or slightly under the length specified. See bulk hose shipping length patterns on our price sheet or on page 97 of this catalog.

TECHNICAL SPECIFICATIONS

-55°F to +300°F (except air +250°F)


SIZE	HOSE I.D.	HOSE O.D.	MAX OPERATING PRESSURE	BURST PRESSURE	WEIGHT LBS./FOOT	MINIMUM BEND RADIUS (INCHES)
6	.31"	.67"	2250 PSI	9,000 PSI	.23	4.00"
8	.41"	.77"	2000 PSI	8,000 PSI	.26	4.62"
10	.50"	.92"	1750 PSI	7,000 PSI	.37	5.50"

ALUMINUM ADAPTER FITTINGS


XRP offers the industry's most extensive inventory of popular adapter fittings for race cars, street performance vehicles and watercraft. All male flare adapters are JIC 37°. Most adapter fittings are also available in both **steel** and **stainless**. To order **steel** - change the first digit of the part number from a "9" to a "4" EXAMPLE: 981606 changes to 481606. To order **stainless** - change the first digit of the part number from a "9" to a "5" EXAMPLE: 981606 changes to 581606. Call for pricing and availability.



SIZE	FLARE BULKHEAD		FLARE PLUG		STRAIGHT THREAD PORT PLUG		INTERNAL HEX	MALE FLARE UNION		
	TEE ON RUN	RED	SUPER NICKEL	BLACK	BLUE	BLACK	PORT PLUG	BLUE	SUPER NICKEL	BLACK
3	980403	980603	980603SN	980603BB	981403	981403BB	IHP003	981503	981503SN	981503BB
4	980404	980604	980604SN	980604BB	981404	981404BB	IHP004	981504	981504SN	981504BB
6	980406	980606	980606SN	980606BB	981406	981406BB	IHP006	981506	981506SN	981506BB
8	980408	980608	980608SN	980608BB	981408	981408BB	IHP008	981508	981508SN	981508BB
10	980410	980610	980610SN	980610BB	981410	981410BB	IHP010	981510	981510SN	981510BB
12	980412	980612	980612SN	980612BB	981412	981412BB	IHP012	981512	981512SN	981512BB
16	980416	980616	980616SN	980616BB	981416	981416BB	IHP016	981516	981516SN	981516BB
20	980420	980620	980620SN	980620BB	981420	981420BB	IHP020	981520	981520SN	981520BB



SIZE	TUBE NUT			TUBE SIZE	TUBE SLEEVE			90° FLARE UNION		
	BLUE	SUPER NICKEL	BLACK		BLUE	SUPER NICKEL	BLACK	BLUE	SUPER NICKEL	BLACK
3	981803	981803SN	981803BB	3/16"	981903	981903SN	981903BB	982103	982103SN	982103BB
4	981804	981804SN	981804BB	1/4"	981904	981904SN	981904BB	982104	982104SN	982104BB
5	981805	981805SN	981805BB	5/16"	981905	981905SN	981905BB	--	--	--
6	981806	981806SN	981806BB	3/8"	981906	981906SN	981906BB	982106	982106SN	982106BB
8	981808	981808SN	981808BB	1/2"	981908	981908SN	981908BB	982108	982108SN	982108BB
10	981810	981810SN	981810BB	5/8"	981910	981910SN	981910BB	982110	982110SN	982110BB
12	981812	981812SN	981812BB	3/4"	981912	981912SN	981912BB	982112	982112SN	982112BB
16	981816	981816SN	981816BB	1"	981916	981916SN	981916BB	982116	982116SN	982116BB
20	981820	981820SN	981820BB	1-1/4"	981920	981920SN	981920BB	982120	982120SN	982120BB



SIZE	FLARED TEES			PIPE SIZE	MALE BRANCH TEE			PIPE SIZE	MALE RUN TEE		
	BLUE	SUPER NICKEL	BLACK		BLUE	SUPER NICKEL	BLACK		BLUE	SUPER NICKEL	BLACK
3	982403	982403SN	982403BB	1/8"	982503	982503SN	982503BB	1/8"	982603	982603SN	982603BB
4	982404	982404SN	982404BB	1/8"	982504	982504SN	982504BB	1/8"	982604	982604SN	982604BB
6	982406	982406SN	982406BB	1/4"	982506	982506SN	982506BB	1/4"	982606	982606SN	982606BB
8	982408	982408SN	982408BB	3/8"	982508	982508SN	982508BB	3/8"	982608	982608SN	982608BB
10	982410	982410SN	982410BB	1/2"	982510	982510SN	982510BB	1/2"	982610	982610SN	982610BB
12	982412	982412SN	982412BB	3/4"	982512	982512SN	982512BB	3/4"	982612	982612SN	982612BB
16	982416	982416SN	982416BB	1"	982516	982516SN	982516BB	1"	982616	982616SN	982616BB
20	982420	982420SN	982420BB	1-1/4"	982520	982520SN	982520BB	1-1/4"	982620	982620SN	982620BB

*SEE PAGE 60 FOR MORE TUBE NUTS AND TUBE SLEEVES FOR NITROUS USE.

ALUMINUM ADAPTER FITTINGS CONTINUED



SIZE	FLARE BULKHEADS			90° FLARE BULKHEAD	FLARE BULKHEAD TEE	45° FLARE BULKHEAD
	BLUE	SUPER NICKEL	BLACK			
3	983203	983203SN	983203BB	983303	983403	983703
4	983204	983204SN	983204BB	983304	983404	983704
6	983206	983206SN	983206BB	983306	983406	983706
8	983208	983208SN	983208BB	983308	983408	983708
10	983210	983210SN	983210BB	983310	983410	983710
12	983212*	983212SN	983212BB	983312	983412	983712
16	983216*	983216SN	983216BB	983316	983416	983716
20	983220	983220SN	983220BB	983320	983420	983720

*Special -16 bulkhead to -12 AN flare also available, order 983217.

MALE FLARE TO NPT PIPE ADAPTERS



FLARE SIZE	PIPE SIZE	STRAIGHTS			90°			45°		
		BLUE	SUPER NICKEL	BLACK	BLUE	SUPER NICKEL	BLACK	BLUE	SUPER NICKEL	BLACK
3	1/8"	981603	981603SN	981603BB	982203	982203SN	982203BB	982303	982303SN	982303BB
3	1/4"	981634	981634SN	981634BB	982234	982234SN	982234BB	982334	982334SN	982334BB
3	3/8"	981636	981636SN	981636BB	982236	982236SN	982236BB	982336	982336SN	982336BB
4	1/8"	981604	981604SN	981604BB	982204	982204SN	982204BB	982304	982304SN	982304BB
4	1/4"	981644	981644SN	981644BB	982244	982244SN	982244BB	982344	982344SN	982344BB
4	3/8"	981646	981646SN	981646BB	982246	982246SN	982246BB	982346	982346SN	982346BB
6	1/8"	981662	981662SN	981662BB	982262	982262SN	982262BB	982362	982362SN	982362BB
6	1/4"	981606	981606SN	981606BB	982206	982206SN	982206BB	982306	982306SN	982306BB
6	3/8"	981666	981666SN	981666BB	982266	982266SN	982266BB	982366	982366SN	982366BB
6	1/2"	981668	981668SN	981668BB	982268	982268SN	982268BB	982368	982368SN	982368BB
8	1/4"	981607	981607SN	981607BB	982207	982207SN	982207BB	982307	982307SN	982307BB
8	3/8"	981608	981608SN	981608BB	982208	982208SN	982208BB	982308	982308SN	982308BB
8	1/2"	981688	981688SN	981688BB	982288	982288SN	982288BB	982388	982388SN	982388BB
8	3/4"	981609	981609SN	981609BB	982209	982209SN	982209BB	982309	982309SN	982309BB
10	1/4"	981699	--	--	--	--	--	--	--	--
10	3/8"	981611	981611SN	981611BB	982211	982211SN	982211BB	982311	982311SN	982311BB
10	1/2"	981610	981610SN	981610BB	982210	982210SN	982210BB	982310	982310SN	982310BB
10	3/4"	981613	981613SN	981613BB	982213	982213SN	982213BB	982313	982313SN	982313BB
12	1/2"	981614	981614SN	981614BB	982214	982214SN	982214BB	982314	982314SN	982314BB
12	3/4"	981612	981612SN	981612BB	982212	982212SN	982212BB	982312	982312SN	982312BB
12	1"	981615	981615SN	981615BB	982215	982215SN	982215BB	982315	982315SN	982315BB
16	3/4"	981617	981617SN	981617BB	982217	982217SN	982217BB	982317	982317SN	982317BB
16	1"	981616	981616SN	981616BB	982216	982216SN	982216BB	982316	982316SN	982316BB
20	1"	981621	981621SN	981621BB	982221	982221SN	982221BB	982321	982321SN	982321BB
20	1-1/4"	981620	981620SN	981620BB	982220	982220SN	982220BB	982320	982320SN	982320BB

Extra long pipe adapters available. See page 39.

ALUMINUM ADAPTER FITTINGS

All male flare adapters are JIC 37°. Most adapter fittings are also available in **steel** and **stainless**. Some are available in black, to coordinate with Ti-Tech hose ends with the look of titanium and our new XR-31 hose. To order **steel** - change the first digit of the part number from a "9" to a "4" EXAMPLE: 981606 changes to 481606. To order **stainless** - change the first digit of the part number from a "9" to a "5" EXAMPLE: 981606 changes to 581606. Call for pricing and availability.

910



PIPE SIZE FEMALE PIPE COUPLING

1/8"	991001
1/4"	991002
3/8"	991003
1/2"	991004
3/4"	991006
1"	991007
1-1/4"	991008

911



FEMALE PIPE NIPPLE

991101
991102
991103
991104
991106
991107
991108

917



FEMALE PIPE TEE

991701
991702
991703
991704
991706
991707
991708

912



PIPE BUSHING REDUCER MALE TO FEMALE

991201	1/4" 1/8"
991202	3/8" 1/4"
991203	3/8" 1/8"
991204	1/2" 3/8"
991205	1/2" 1/4"
991206	1/2" 1/8"
991207	3/4" 1/2"
991208	3/4" 3/8"
991209	3/4" 1/4"
991210	1" 3/4"
991211	1" 1/2"
991212	1" 3/8"

919



FLARE REDUCER SIZE

991902	4 to 3
991903	4 to 5
991904	5 to 3
991905	6 to 3
991906	6 to 4
991907	6 to 5
991908	8 to 4
991909	8 to 3
991911	8 to 5
991912	8 to 6
991913	10 to 4
991914	10 to 6
991915	10 to 8
991916	12 to 4
991918	12 to 6
991919	12 to 8
991920	12 to 10
991929	16 to 8
991922	16 to 10
991923	16 to 12
991925	20 to 12
991926	20 to 16


932



PIPE SIZE ALLEN SOCKET PLUG BLUE BLACK

1/16"	993201	993201BB	3
1/8"	993202	993202BB	4
1/4"	993203	993203BB	6
3/8"	993204	993204BB	8
1/2"	993205	993205BB	10
3/4"	993206	993206BB	12
1"	993207	993207BB	16
1-1/4"	993208	993208BB	20

924



BULKHEAD NUTS BLUE SUPER NICKEL BLACK

992403	992403SN	992403BB	3/8"-24
992404	992404SN	992404BB	7/16"-20
992406	992406SN	992406BB	9/16"-18
992408	992408SN	992408BB	3/4"-16
992410	992410SN	992410BB	7/8"-14
992412	992412SN	992412BB	1-1/16"-12
992416	992416SN	992416BB	1-5/16"-12
992420	992420SN	992420BB	1-5/8"-12

929



37° FLARE CAP FEMALE BLUE SUPER NICKEL BLACK

992903	992903SN	992903BB	993803
992904	992904SN	992904BB	993804
992906	992906SN	992906BB	993806
992908	992908SN	992908BB	993808
992910	992910SN	992910BB	993810
992912	992912SN	992912BB	993812
992916	992916SN	992916BB	993816
992920	992920SN	992920BB	993820

938



FEMALE STRT THREAD AN TEE O-RING BOSS

993803
993804
993806
993808
993810
993812
993816
993820

ALUMINUM ADAPTER FITTINGS CONTINUED

PIPE ADAPTERS

FEMALE TO MALE AND FEMALE TO FEMALE



PIPE SIZE	45° ELBOW	90° ELBOW	90° ELBOW FEM/FEM
1/8"	991501	991401	991601
1/4"	991502	991402	991602
3/8"	991503	991403	991603
1/2"	991504	991404	991604

FEMALE TO MALE FLARE EXPANDERS

2-piece expander. Nut swivels and seals on flare.



PART NO.	FEMALE TO MALE
995104 (Steel)	3 to 4
995106	4 to 6
995108	6 to 8
995110	8 to 10
995112	10 to 12
995116	12 to 16
995120	16 to 20

951 Series - Female side seals internally. **No O-ring necessary.**

FEMALE TO MALE FLARE REDUCERS

1-piece reducer. Nut seals on O-ring.



2-piece reducer. Nut swivels and seals on flare.



O-RING SEAL REDUCER (894)	FLARE SEAL REDUCER (950)	FEMALE TO MALE
989404	995004 (Steel)	4 to 3
989406	995006	6 to 4
--	995007	8 to 4
989408	995008	8 to 6
989410	995010	10 to 6
989411	995011	10 to 8
989412	995012	12 to 8
989413	995013	12 to 10
989416	995016	16 to 10
989417	995017	16 to 12
989420	995020	20 to 16

894 Series - Female side seals against o-ring and flange on mating male fitting. 950 Series - Female side seals internally. **No O-ring necessary.**

6061-T6 WELD ON'S

871



971



967



968



SIZE	ORB WELD BUNG	37° MALE WELD BUNG	PIPE SIZE	FEMALE PIPE RAISED SURFACE FIT	FEMALE PIPE RECESSED FLANGE FIT
4	987104	997104	1/8"	996701	996801
6	987106	997106	1/4"	996702	996802
8	987108	997108	3/8"	996703	996803
10	987110	997110	1/2"	996704	996804
12	987112	997112	3/4"	996706	996806
16	987116	997116	1"	996708	996808
20	987120	997120	1-1/4"	996710	996810

METRIC THREAD TO AN ADAPTERS



Crush washer included.

PART NO.	AN FLARE	THREAD SIZE
870804	4	8mm M8 x 1.0
871014	4	10mm M10 x 1.25
871004	4	10mm M10 x 1.5
871204	4	12mm M12 x 1.5
871404	4	14mm M14 x 1.5
871016	6	10mm M10 x 1.25
871006	6	10mm M10 x 1.5
871206	6	12mm M12 x 1.5
871406	6	14mm M14 x 1.5
871606	6	16mm M16 x 1.5
871208	8	12mm M12 x 1.5
871408	8	14mm M14 x 1.5
871608	8	16mm M16 x 1.5
871808	8	18mm M18 x 1.5
871410	10	14mm M14 x 1.5
871610	10	16mm M16 x 1.5
871810	10	18mm M18 x 1.5
872010	10	20mm M20 x 1.5
871412	12	14mm M14 x 1.5
871612	12	16mm M16 x 1.5
871812	12	18mm M18 x 1.5
872012	12	20mm M20 x 1.5
873012	12	30mm M30 x 1.5
871616	16	16mm M16 x 1.5
871816	16	18mm M18 x 1.5
872016	16	20mm M20 x 1.5
873016	16	30mm M30 x 1.5

METRIC CRUSH WASHERS




PART NO.	I.D. X O.D. X THICKNESS	PART NO.	I.D. X O.D. X THICKNESS
89081410	8mm x 14mm x 1.0mm	89162215	16mm x 22mm x 1.5mm
89101610	10mm x 16mm x 1.0mm	89182415	18mm x 24mm x 1.5mm
89121815	12mm x 18mm x 1.5mm	89202615	20mm x 26mm x 1.5mm
89142015	14mm x 20mm x 1.5mm	89303820	30mm x 38mm x 2.0mm

TUBE ADAPTERS

XRP offers two series of aluminum NPT pipe to tube adapters that allow for a quick and inexpensive way to connect tubing to hose with an easy to use hose clamp in very low pressure applications. The 840 Series is designed for use with hose or tubing with full fractional inside diameter. The 850 Series is specially designed for use with the reduced inside diameter of Stainless Steel CPE Race Hose or XR-31 Hose. They are easy to install. No more struggling with the industry standard larger sized adapters. Use them with our Hose Finishers (page 14) for a professional looking job where the visibility of a hose clamp needs to be minimized.

Assembly with Hose Finishers



840 SERIES ALUMINUM PIPE TO TUBE ADAPTERS FOR FULL BORE HOSE OR TUBING




STRAIGHT	45°	90°	SIZE	PIPE	HOSE ID
984004	984404	984204	4	1/8"	1/4"
984006	984406	984206	6	1/4"	3/8"
984008	984408	984208	8	3/8"	1/2"
984010	984410	984210	10	1/2"	5/8"
984012	984412	984212	12	3/4"	3/4"
984016	984416	984216	16	3/4"	1"
984017	984417	984217	16	1"	1"

850 SERIES ALUMINUM PIPE TO TUBE ADAPTERS FOR STAINLESS STEEL RACE HOSE OR XR-31 HOSE



STRAIGHT	45°	90°	SIZE	PIPE	HOSE ID
985004	985404	985204	4	1/8"	7/32"
985006	985406	985206	6	1/4"	11/32"
985008	985408	985208	8	3/8"	7/16"
985010	985410	985210	10	1/2"	9/16"
985012	985412	985212	12	3/4"	11/16"
985016	985416	985216	16	3/4"	7/8"
985017	985417	985217	16	1"	7/8"

ALUMINUM TUBING ADAPTERS



PART NO.	A FITTING SIZE	B TUBE SIZE
992005	-6 AN Male	5/16"
992006	-6 AN Male	3/8"
992008	-8 AN Male	1/2"
992010	-10 AN Male	5/8"
992012	-12 AN Male	3/4"
992105	-6 AN Female	5/16"
992106	-6 AN Female	3/8"
992108	-8 AN Female	1/2"
992110	-10 AN Female	5/8"
992112	-12 AN Female	3/4"

BRASS REPLACEMENT SLEEVES FOR ALUMINUM TUBING ADAPTERS




PART NO.	TUBE SIZE
600605 (packs of 5)	5/16"
600606 (packs of 5)	3/8"
600608 (packs of 5)	1/2"
600610 (packs of 5)	5/8"
600612 (packs of 5)	3/4"

50 PSI MAXIMUM. CALL FOR INCREASED PRESSURE INFORMATION.

O-RING BOSS FITTINGS

All XRP O-ring boss hose ends are designed with contoured entrances for improved flow. We offer ORB fittings for use with either our Stainless Steel Braided CPE Hose, XR-31 Hose or our HS-79 Ultra Flexible PTFE Hose. Some ORB fittings are available with full swivel capacity for the ultimate in adjustability. Easy to install, these versatile fittings work for a variety of applications. Available in wide selection of sizes and bends.

FULL SWIVEL BENT TUBE TO O-RING BOSS FOR USE WITH BRAIDED STAINLESS STEEL CPE HOSE OR XR-31 HOSE




SIZE	BEND	PART NO.
10	30°	2030100RB
12	30°	2030120RB
10	45°	2045100RB
12	45°	2045120RB
10	60°	2060100RB
12	60°	2060120RB
10	90°	2090100RB
12	90°	2090120RB
10	120°	2120100RB
12	120°	2120120RB
10	150°	2150100RB
12	150°	2150120RB
10	180°	2180100RB
12	180°	2180120RB

FULL SWIVEL BENT TUBE TO O-RING BOSS FOR USE WITH HS-79 SMOOTH BORE PTFE HOSE



SIZE	BEND	PART NO.
10	30°	2230100RB
12	30°	2230120RB
10	45°	2245100RB
12	45°	2245120RB
10	60°	2260100RB
12	60°	2260120RB
10	90°	2290100RB
12	90°	2290120RB
10	120°	2212100RB
12	120°	2212120RB
10	150°	2215100RB
12	150°	2215120RB
10	180°	2218100RB
12	180°	2218120RB

FULL SWIVEL MALE FLARE TO O-RING BOSS FITTINGS



SIZE	45°		90°	
	FORGED	FORGED	BENT TUBE	BENT TUBE
6	964506	969006	954506	959006
8	964508	969008	954508	959008
10	964510	969010	954510	959010
12	964512	969012	954512	959012
16	964516	969016	954516	959016

FULL SWIVEL FEMALE FLARE TO O-RING BOSS



SIZE	45° FORGED	90° FORGED
6	974506	979006
8	974508	979008
10	974510	979010
12	974512	979012
16	974516	979016

O-RING BOSS FITTINGS CONTINUED

NON-SWIVEL 9800 SERIES MALE AN FLARE TO MALE O-RING BOSS



STRAIGHT	45°	90°	MALE AN FLARE	AN PORT ORB
980003	984503	989003	3	3
980043	--	--	4	3
980004	984504	989004	4	4
980046	984546	989046	4	6
980048	--	--	4	8
980041	--	--	4	10
980064	984564	989064	6	4
980065	984565	989065	6	5
980006	984506	989006	6	6
980068	984568	989068	6	8
980061	--	--	6	10
980086	984586	989086	8	6
980008	984508	989008	8	8
980081	984581	989081	8	10
980812	--	--	8	12
980106	--	--	10	6
980009	984509	989009	10	8
980010	984510	989010	10	10
980011	984511	989011	10	12
980116	--	--	10	16
980128	--	--	12	8
980013	984513	989013	12	10
980012	984512	989012	12	12
980015	984515	989015	12	16
980019	--	--	12	20
980014	984514	989014	16	12
980016	984516	989016	16	16
980018	984518	989018	16	20
980021	--	--	20	16
980020	984520	989020	20	20
980025	--	--	20	24
980024	--	--	24	24

9700 SERIES SWIVEL DESIGN FEMALE AN FLARE TO MALE O-RING BOSS



PART NO.	FEMALE AN FLARE	MALE ORB
970006	6	6
970068	6	8
970007	8	6
970008	8	8
970081	8	10
970009	10	8
970010	10	10
970011	10	12
970013	12	10
970012	12	12

9900 SERIES CONNECTOR MALE O-RING BOSS TO MALE O-RING BOSS



BLACK	PURPLE	MALE ORB	MALE ORB
990008	990008PP	8	8
990010	990010PP	10	10
990012	990012PP	12	12
990009	990009PP	10	8

MALE O-RING BOSS TO MALE NPT



BLACK	MALE ORB	MALE NPT
990610	10	3/8"
990810	10	1/2"



MALE TEE WITH SWIVEL ORB ON THE BRANCH



SIZE	PART NO.
6	900206ORB
8	900208ORB
10	900210ORB
12	900212ORB

ULTRA LOW PROFILE O-RING BOSS FITTING

For any application with limited chassis to engine clearance. Shown below left on an oil pan. Features include: ultra low profile design, contoured entrances for improved flow characteristics and high volume delivery, eliminates the need for banjo fittings which can restrict flow. Use with any popular race hose with 37° seats. Great for dry sump applications!



PART NO.	MALE AN FLARE	MALE ORB	A	B
989104	4	4	9/16"	1/2"
989106	6	6	7/8"	5/8"
989108	8	8	1-1/16"	3/4"
989110	10	10	1-1/4"	7/8"
989112	12	12	1-3/8"	15/16"
989116	16	16	1-5/8"	1"
989120	20	20	1-15/16"	1 1/8"

DRY SUMP ACCESSORIES

XRP has a variety of fittings, adapters and hoses to suit the needs of modern dry sump systems with vacuum applications. Some of the most popular are shown below. Call for additional parts and information.

EXTENDED OIL INLET MALE FLARE TO 1/2" NPT LONG OR SHORT



	LONG STEEL	ALUMINUM
10	488810 (4.4")	988810 (4.4")
12	488812 (4.5")	988812 (4.5")
	SHORT STEEL	ALUMINUM
10	488910 (3.1")	988910 (3.1")
12	488912 (3.2")	988912 (3.2")

OIL GALLEY MANIFOLD MALE FLARE WITH 1/8" FEMALE NPT'S*



	STEEL	ALUMINUM
10	487810 (3.50")	987810 (3.50")
12	487812 (3.75")	987812 (3.75")

*Take off for valve cover spray bars.

SPACE SAVER DRY SUMP SCAVENGE FILTERS


These cleverly-engineered assemblies are compact, light, effective and easy to install and service. 16 mesh screen included. Ideal for quick pit stops. SEE PAGE 47 FOR FULL LISTINGS. Also available with quick disconnect ends and clamshell body.



THREADED BODY & AN ENDS

SIZE	PART NUMBER	Diameter & Length (inches)
8	704108	1.115" x 4.8"
10	704110	1.115" x 5.0"
12	704112	1.115" x 5.2"

SPECIAL AN MALE TO PIPE ADAPTERS - STEEL AND ALUMINUM



PART NO.	DESCRIPTION
488911	STEEL -10 TO 3/8" MALE NPT EXT. (3.1")
488913	STEEL -12 TO 3/8" MALE NPT EXT. (3.2")
988911	ALUMINUM -10 TO 3/8" MALE NPT EXT. (3.1")
981687	ALUMINUM -8 TO 1/4" MALE NPT EXT. (2.1")
981678	ALUMINUM -8 TO 3/8" MALE NPT EXT. (3.0")

STAINLESS STEEL FLAT-WOUND INTERNAL SUPPORT COIL

Provides extra support in high vacuum applications. Excellent for dry sump systems. Sold by the foot. Specify length when ordering.



PART NO.	SIZE	DESCRIPTION
310010	10 SS or 10 XR-31	.60" O.D.
310012	12 SS or 12 XR-31, 10 PUSH-ON, 10 HS-79	.73" O.D.
310014	12 PUSH-ON, 12 HS-79	.88" O.D.
310016	16 SS or 16 XR-31	.94" O.D.
310018	16 HS-79	1.062" O.D.
310020	20 SS, 20 XR-31	1.19" O.D.

REPLACEMENT FILTER FOR OLD STYLE SCAVENGE FILTER

We no longer manufacture our old style scavenger filter shown below but there are so many in the field that we still offer replacement filters. The coarse stainless steel screen will fit sizes 8, 10 and 12 filters. Order part number 704100.



-12 MALE FLARE TO -12 O-RING BOSS FITTING WITH #16 COARSE MESH SCREEN DRY SUMP PICKUP AT OIL PAN



SIZE	STRAIGHT	90°
12	980012FS	989012FS

DRY SUMP BANJO FITTINGS

Available in size 12 only. Low Profile.

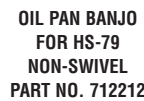


PART NO. 712012

PART NO. 712012FS



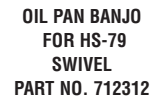
OIL PAN BANJO CAP
PART NO. 711912



OIL PAN BANJO FOR HS-79 NON-SWIVEL
PART NO. 712212



OIL PAN BANJO FOR STAINLESS HOSE SWIVEL
PART NO. 712112



OIL PAN BANJO FOR HS-79 SWIVEL
PART NO. 712312



71 SERIES IN-LINE ALL-FLUID FILTERS

MODULAR...VERSATILE...STACKABLE TOO!

Our in-line fluid filters, for oil or fuel, offer significant design features for optimal fluid delivery on race day, or every day:

◆ **Modular construction** allows you to assemble a filter with a variety of end fittings and elements. ◆ **choose either AN ends or ends that work with our clamshell quick disconnect couplings** ◆ **with or without accessory port on inlet.** ◆ **Pleated stainless steel filter elements** provide excellent filtration without restriction and a ◆ **choice of 45, 60, 75, 100 or 120 micron screens** ◆ **available with or without anti-seize relief valve for failsafe fluid delivery and** ◆ **your choice of our standard core or high pressure core elements.**



This versatile, state-of-the-art design is **our largest capacity filter.** It is made with high quality ◆ **weight-saving materials** and it delivers

◆ **High flow capacity** ◆ **High pressure and temperature ratings (to 400° F)** It is ◆ **easy to install and clean.** Using our adapters (page 42) 71 Series filters are stackable, using standard and short bodies, for staged filtration.

SCREEN ELEMENTS AND END FITTINGS



Pleated stainless steel element, available with anti-seize relief valve with 15 psi pressure differential, to ensure oil flow in case filter clogs.



Standard Core vs. High Pressure Core
The High Pressure Core resists filter collapse under high pressure or high viscosity fluids.

Designed specifically for use with our clamshell style quick disconnect couplings.



-10 Female Accessory Port On Inlet Side. AN Adapter or Temperature Probe Screws in Here



-10 Female Accessory Port On Inlet Side. AN Adapter or Temperature Probe Screws in Here

STANDARD CORE SCREENS	45 MICRON	60 MICRON	75 MICRON	100 MICRON	120 MICRON
6 thru 16	713045	713060	713075	713100	713120
6 thru 16 relief valve	713045RV	713060RV	713075RV	713100RV	713120RV
20	714045	714060	714075	714100	714120
20 relief valve	714045RV	714060RV	714075RV	714100RV	714120RV

HIGH PRESSURE CORE SCREENS	45 MICRON	60 MICRON	75 MICRON	100 MICRON	120 MICRON
6 thru 16	713045HP	713060HP	713075HP	713100HP	713120HP
6 thru 16 relief valve	713045RVHP	713060RVHP	713075RVHP	713100RVHP	713120RVHP
20	714045HP	714060HP	714075HP	714100HP	714120HP
20 relief valve	714045RVHP	714060RVHP	714075RVHP	714100RVHP	714120RVHP

SIZE	AN INLET FITTING	AN INLET FITTING W/ ACCESS. PORT	AN OUTLET FITTING	HC INLET FITTING	HC INLET FITTING W/ ACCESS. PORT	HC OUTLET FITTING
	6	713106AN	713106ANAP	713206AN	--	--
8	713108AN	713108ANAP	713208AN	713108HC	713108HCAP	713208HC
10	713110AN	713110ANAP	713210AN	713110HC	713110HCAP	713210HC
12	713112AN	713112ANAP	713212AN	713112HC	713112HCAP	713212HC
16	713116AN	713116ANAP	713216AN	713116HC	713116HCAP	713216HC
20	713120AN	713120ANAP	713220AN	713120HC	713120HCAP	713220HC

HOW TO ORDER

The large assembly shown here is a part number **7116HCAP**. It **DOES NOT INCLUDE THE SCREENING ELEMENT**, which must be ordered separately. The inline filter shown is used with HS-79 hose, clamshell quick disconnect couplings and a cap.

Here is what the part number means broken down:

71 **16** **HC** **AP**
 series size end type with accessory port

For a size 12 with AN ends and no accessory port the part number is:

71 **12** **AN**
 series size end type



Does not include filtering element.
Order from page 40.

All bodies are 2.47" diameter.

Does not include filtering element.
Order from page 40.



SIZE	PART NO.	DESCRIPTION	LENGTH
6	7106AN	-6 AN inlet & outlet	9.1"
8	7108AN	-8 AN inlet & outlet	9.2"
10	7110AN	-10 AN inlet & outlet	9.4"
12	7112AN	-12 AN inlet & outlet	9.6"
16	7116AN	-16 AN inlet & outlet	9.7"
20	7120AN	-20 AN inlet & outlet	9.8"

SIZE	PART NO.	DESCRIPTION	LENGTH
6	7106ANAP	-6 AN inlet & outlet w/ accessory port	10.2"
8	7108ANAP	-8 AN inlet & outlet w/ accessory port	10.3"
10	7110ANAP	-10 AN inlet & outlet w/ accessory port	10.5"
12	7112ANAP	-12 AN inlet & outlet w/ accessory port	10.7"
16	7116ANAP	-16 AN inlet & outlet w/ accessory port	10.8"
20	7120ANAP	-20 AN inlet & outlet w/ accessory port	10.9"

Does not include filtering element.
Order from page 40.

AN adapter or
temperature probe
screws in here.

Does not include filtering element.
Order from page 40.



SIZE	PART NO.	DESCRIPTION	LENGTH
8	7108HC	-8 HC inlet & outlet	9.1"
10	7110HC	-10 HC inlet & outlet	9.1"
12	7112HC	-12 HC inlet & outlet	9.3"
16	7116HC	-16 HC inlet & outlet	9.5"
20	7120HC	-20 HC inlet & outlet	9.5"

SIZE	PART NO.	DESCRIPTION	LENGTH
8	7108HCAP	-8 HC inlet & outlet w/ accessory port	10.3"
10	7110HCAP	-10 HC inlet & outlet w/ accessory port	10.3"
12	7112HCAP	-12 HC inlet & outlet w/ accessory port	10.4"
16	7116HCAP	-16 HC inlet & outlet w/ accessory port	10.6"
20	7120HCAP	-20 HC inlet & outlet w/ accessory port	10.6"



Replacement
Filter Body
fits all sizes
6 through 20.

All filters with part numbers that end in HC are compatible with our clamshell style quick disconnect couplings and fittings.

SIZE	PART NO.	DESCRIPTION
6 through 20	713000	Replacement filter body outlet

Check pages 25-29 for clamshell part numbers.

Mounting brackets and accessory port adapters on page 43.

All filters come with both FKM O-Rings (for gasoline or oil) and EPR O-Rings (for alcohol or nitromethane applications).

NEW MULTI-STACK 71 SERIES IN-LINE FLUID FILTER

PHOTO AT RIGHT SHOWS:
A STANDARD LENGTH BODY, OUR NEW
STACKING ADAPTER WITHOUT
DIFFERENTIAL PRESSURE TAKE-OFF,
AND OUR NEW 3" SHORTER BODY.

ANY COMBINATION AND NUMBER OF
SECTIONS ARE POSSIBLE.



Modular stacking adapters (shown below) allow you to combine different filter element ratings into one stacked body configuration to increase the filter capacity and stage the filtration. Larger contamination will be filtered out by using a larger micron rated element first. This allows the use of a finer micron final filtration stage without congestion from larger debris. **Both our long and short in-line filter bodies may be stacked and used with any of our end cap configurations.** Differential pressure take-offs allow simultaneous pressure measurements to be taken both inside and outside of the filter element. When connected to a differential pressure gauge, or to two separate pressure gauges, the calculation of the differential pressure or pressure drop across the filter can be achieved. The increase of differential pressure from that of a clean element is an indication of contamination build-up on the filter element. This will let the user know when it is time to clean the filter or when the safety bypass valve, if the element has one, is about to open. **All stacking adapters have a 9/32" blind hole for assembly tool use. All filter bodies are 2.47" diameter.**

STACKING ADAPTER WITH 1/8" FEMALE NPT DIFFERENTIAL PRESSURE TAKE-OFF PORTS



PART NO.	DESCRIPTION
717003	FOR SIZES 6-16
718003	FOR SIZE 20

STACKING ADAPTER WITHOUT DIFFERENTIAL PRESSURE TAKE-OFF PORTS



PART NO.	DESCRIPTION
717002	FOR SIZES 6-16
718002	FOR SIZE 20

"AN" END CAP OUTLET WITH 1/8" FEMALE NPT DIFFERENTIAL PRESSURE TAKE-OFF PORTS*



SIZE	PART NO.
6	713206ANPD
8	713208ANPD
10	713210ANPD
12	713212ANPD
16	713216ANPD
20	713220ANPD

*ADDS .425" TO OVERALL LENGTH OF A STANDARD END CAP. ALSO AVAILABLE WITH HC ENDS OR ACCESSORY PORTS. SEE PAGE 40.

71 SERIES SHORTER FILTER BODY WITH "AN" INLET & OUTLET

SIZE	PART NO.	LENGTH
6	7106SAN	6.1"
8	7108SAN	6.2"
10	7110SAN	6.4"
12	7112SAN	6.6"
16	7116SAN	6.7"
20	7120SAN	6.8"



The short filter body shown is the same 2.47" diameter as our standard length filter 71 Series shown on page 41 **but 3" shorter**. It uses the same mounting brackets and it is used with the same end cap configurations as the standard length filter body, either AN or HC for our Clamshell Quick Disconnect Couplers.

71 SERIES SHORTER FILTER BODIES AVAILABLE WITH OR WITHOUT GRAPHICS



SIZE	PART NO.	DESCRIPTION
6 through 20	713000S	Short filter body with logo and flow marking
6 through 20	713001S	Short filter body without graphics

ELEMENT FOR SHORTER FILTER BODY



The elements for the short filter are available in 45, 60, 75, 100 and 120 micron screens, standard core only. Sizes are shown below. On bypass valve models, the bypass valve opens when a 15 PSI differential pressure is reached.

	45	60	75	100	120
SIZES	MICRON	MICRON	MICRON	MICRON	MICRON
6 - 16	713045S	713060S	713075S	713100S	713120S
6 - 16 bypass valve	713045SRV	713060SRV	713075SRV	713100SRV	713120SRV
20	714045S	714060S	714075S	714100S	714120S
20 bypass valve	714045SRV	714060SRV	714075SRV	714100SRV	714120SRV

72 SERIES IN-LINE ALL-FLUID FILTERS WITH CLAMSHELL QUICK DISCONNECT BODY

These cleverly-engineered assemblies allow you to uncouple the filter bodies in the snap of a finger to service the mesh filter inside. **Same large capacity filter as our 71 Series.** Ideal for quick pit stops. Clamshell quick disconnect end fittings are available with or without a safety strap. Filter body available with -10 female accessory port on inlet side to accommodate temp probe, bypass, etc. Filters have XRP engineering throughout: ♦ **Flexible design.** ♦ **Ease of installation and cleaning.** ♦ **Modular construction...a choice of end fittings makes this filter adaptable for many applications.** ♦ **Weight-saving materials.** ♦ **High flow capacity.** ♦ **High pressure and temperature ratings (to 400° F).** ♦ **Available with either 37° AN or clamshell-style ends.**



2-piece bodies are 2.47" diameter.

Does not include filtering element.
Order from page 40.



AN adapter or
temperature probe
screws in here.

Does not include filtering element.
Order from page 40.



SIZE	PART NO.	DESCRIPTION	LENGTH
6	7206AN	-6 AN inlet & outlet	9.1"
8	7208AN	-8 AN inlet & outlet	9.2"
10	7210AN	-10 AN inlet & outlet	9.4"
12	7212AN	-12 AN inlet & outlet	9.6"
16	7216AN	-16 AN inlet & outlet	9.7"
20	7220AN	-20 AN inlet & outlet	9.8"

SIZE	PART NO.	DESCRIPTION	LENGTH
6	7206ANAP	-6 AN inlet & outlet w/ accessory port	10.2"
8	7208ANAP	-8 AN inlet & outlet w/ accessory port	10.3"
10	7210ANAP	-10 AN inlet & outlet w/ accessory port	10.5"
12	7212ANAP	-12 AN inlet & outlet w/ accessory port	10.7"
16	7216ANAP	-16 AN inlet & outlet w/ accessory port	10.8"
20	720ANAP	-20 AN inlet & outlet w/ accessory port	10.9"

Does not include filtering element.
Order from page 40.



AN adapter or
temperature probe
screws in here.

Does not include filtering element.
Order from page 40.



SIZE	PART NO.	DESCRIPTION	LENGTH
8	7208HC	-8 HC inlet & outlet	9.1"
10	7210HC	-10 HC inlet & outlet	9.1"
12	7212HC	-12 HC inlet & outlet	9.3"
16	7216HC	-16 HC inlet & outlet	9.5"
20	7220HC	-20 HC inlet & outlet	9.5"

SIZE	PART NO.	DESCRIPTION	LENGTH
8	7208HCAP	-8 HC inlet & outlet w/ accessory port	10.3"
10	7210HCAP	-10 HC inlet & outlet w/ accessory port	10.3"
12	7212HCAP	-12 HC inlet & outlet w/ accessory port	10.4"
16	7216HCAP	-16 HC inlet & outlet w/ accessory port	10.6"
20	7220HCAP	-20 HC inlet & outlet w/ accessory port	10.6"

Tube Chassis
Mounting Bracket



Firewall
Mounting Bracket



Temperature Probe Adapter
-10 AN Male x 5/8"-18 Female Threads



DESCRIPTION	PART NO.
Tube Chassis Mounting Bracket 1-1/4"	705-1250
Tube Chassis Mounting Bracket 1-3/8"	705-1375
Tube Chassis Mounting Bracket 1-1/2"	705-1500
Tube Chassis Mounting Bracket 1-5/8"	705-1625
Tube Chassis Mounting Bracket 1-3/4"	705-1750
Firewall Mounting Bracket	705-0001
Temperature Probe Adapter	981410TP

MOUNTING BRACKETS FIT BOTH 71 AND 72 SERIES FILTERS.

All filters come with WPKM Oil Proof O-Rings Rings as the order and are compatible for alcohol and nitromethane fuels.

NEW 70 SERIES MODULAR IN-LINE FILTERS...OIL OR FUEL

The newest addition to our in-line fluid filter offerings, the 70 Series is a **springless design** to provide the user with the maximum filtering area within a very compact body. As you will notice, 70 Series are about **1/2" narrower than the 71 Series but still has generous filtering capacity**. Easy to clean and install, we offer **elements in seven different micron ratings** in pleated stainless steel PLUS **several elements in lightweight, disposable cellulose**. In addition to the heavy 0.100" wall bodies, we also offer **super-lightweight thin wall bodies** for maximum weight savings (excellent for sprints, midjets, etc.) Our **undercut end caps** serve to further reduce weight. For applications where space is tight and weight savings is a primary concern, the 70 Series is ideal.


70 Series filter bodies are 1.98" diameter, a bit narrower than the 71 Series to fit in tighter engine compartments.



NEW Undercut end cap to reduce weight.



SCREEN ELEMENTS, END FITTINGS, BODIES AND BRACKETS



70 Series elements are available in either stainless steel or cellulose.

STAINLESS STEEL SCREENS	10 MICRON	20 MICRON	45 MICRON	60 MICRON	75 MICRON	100 MICRON	120 MICRON
4 thru 12	703010	703020	703045	703060	703075	703100	703120

CELLULOSE SCREENS	10 MICRON	20 MICRON
4 thru 12	703010CL	703020CL



DESCRIPTION	PART NO.	SIZE	AN INLET FITTING	AN OUTLET FITTING
Tube Chassis Mounting Bracket	1-1/4" 706-1250	4	703104AN	703204AN
Tube Chassis Mounting Bracket	1-3/8" 706-1375	6	703106AN	703206AN
Tube Chassis Mounting Bracket	1-1/2" 706-1500	8	703108AN	703208AN
Tube Chassis Mounting Bracket	1-5/8" 706-1625	10	703110AN	703210AN
Tube Chassis Mounting Bracket	1-3/4" 706-1750	12	703112AN	703212AN
Firewall Mounting Bracket	706-0001	16	703116AN	703216AN

Does not include filtering element.



SIZE	PART NO.	HEAVY WALL - "N"	LENGTH
4	7004AN	-4 AN inlet & outlet	6.0"
6	7006AN	-6 AN inlet & outlet	6.0"
8	7008AN	-8 AN inlet & outlet	6.2"
10	7010AN	-10 AN inlet & outlet	6.4"
12	7012AN	-12 AN inlet & outlet	6.6"

SIZE	PART NO.	LIGHTWEIGHT WALL	LENGTH
4	7004ANLW	-4 AN inlet & outlet	6.0"
6	7006ANLW	-6 AN inlet & outlet	6.0"
8	7008ANLW	-8 AN inlet & outlet	6.2"
10	7010ANLW	-10 AN inlet & outlet	6.4"
12	7012ANLW	-12 AN inlet & outlet	6.6"

Replacement Bodies Fit Sizes 4 through 12. Choose the lightweight body for additional weight savings.



SIZE	PART NO.	DESCRIPTION
4-12	703000	Replacement heavy wall body - 1.98" dia.
4-12	703000LW	Replacement lightweight wall body - 1.98" dia.


MODULAR IN-LINE FILTERS...OPTIONS AND FEATURES

All XRP's modular in-line filtration systems are creatively engineered to be efficient, non-restrictive and versatile for a variety of racing fluids, applications and special needs. Our largest-capacity filters are **71 Series** which share elements, end fittings and mounting hardware with the **72 Series** (2-piece body) and **Multi-Stack** (stackable for staged filtration). **70 Series** is more compact. Its springless design increases filtering area while saving weight/space in the engine compartment. **Space Savers** are the most compact of all. XRP also offers **Space Savers for dry sump applications** (see page 47 for listings). Effective filtration is an important factor in protecting engine life, and ensuring high performance levels from all your fluid systems. Insist on the best...XRP.

4 DIFFERENT SERIES... ALL FLUIDS... TONS OF OPTIONS



71 SERIES - Our largest capacity filters. 2.47" diameter body, available in two lengths. Reusable pleated stainless steel wire elements: 10, 20, 45, 60, 75, 100 or 120 micron, either standard lightweight wire support core or higher-pressure perforated support core. End caps (sizes -6 through -20) are available in AN style or Clamshell Quick Disconnect. Options include: 15 PSI differential pressure by-pass valve; Inlet end caps with -10 Female ORB auxiliary port for temperature probe, secondary inlet or bypass for pressure regulator; Outlet end caps with two female 1/8" pipe differential pressure gauge ports to measure pressure drop across the filtering element.



Standard Core vs. High Pressure Core



72 SERIES - Same large-capacity 2.47" diameter body as our 71 Series but with a 2-piece body that couples together with a Clamshell Quick Disconnect for quick service. 72 Series uses the same stainless steel elements, mounting hardware and end fittings as 71 Series.

71 SERIES MULTI-STACK - FAILSAFE STAGED FILTRATION

Multi-Stack adapter sections allow the stacking of two or more 71 Series bodies, long or short, so you can combine a variety of filtration rates or backup elements. Use a coarse micron screen element to filter out large debris upstream, followed by a tighter micron second-stage element to get smaller contaminants. Options include: adapters with take-off ports to facilitate the use of a differential pressure gauge which monitors contamination levels in all stages of the filter assembly.



Stack and Stage for Maximum Protection On Race Day

SPACE SAVER SERIES - OUR MOST COMPACT FILTERS - 3 Body Styles - 7 Choices of Screens

About 1-1/8" diameter, they fit everywhere and they do the job right for so many applications! 2 sets of O-Rings for a variety of racing fluids. Choose from 10, 20, 40, 60, 75, 100, or 120 micron screens to suit all needs.



SPACE SAVER DRY SUMP

- Same space-saving size, these include a coarse-screen #16 mesh filter that protects your pump in high-volume race applications. Elements and adapters sold separately for use as an oil pan fitting.




Shown Left to Right - XRP Space Saver Suction Strainer with 120 micron screen...Bosch Fuel Pump...XRP Check Valve Adapter



INTRODUCING THE NEW 70 SERIES -

Compact 1.97" diameter body features a springless design to maximize filtering area in tight spaces. 70 Series filters are ideal for applications where space and weight are of primary concern. Bodies are available with AN-style end caps, sizes -4 through -12 in heavy or lightweight wall versions. 70 Series filter elements come in two varieties: pleated cellulose (10 or 20 micron) or reusable pleated stainless steel wire (10, 20, 45, 60, 75, 100, or 120 micron). Undercut inlet end caps (sizes -4 through -10) offer a maximum weight savings and modern look.

70 SERIES Stainless Steel or Cellulose Elements



SPACE SAVER FILTERS - In-line filtration and hi-volume flow in an ultra-lightweight, space-saving design.



THREADED BODY & AN ENDS



SIZE	10 Micron Filter	Diameter & Length (inches)
4	704404FS10	1.115" x 4.6"
6	704406FS10	1.115" x 4.6"
8	704408FS10	1.115" x 4.8"
10	704410FS10	1.115" x 5.0"

SIZE	20 Micron Filter	Diameter & Length (inches)
4	704404FS20	1.115" x 4.6"
6	704406FS20	1.115" x 4.6"
8	704408FS20	1.115" x 4.8"
10	704410FS20	1.115" x 5.0"

SIZE	40 Micron Filter	Diameter & Length (inches)
4	704404FS40	1.115" x 4.6"
6	704406FS40	1.115" x 4.6"
8	704408FS40	1.115" x 4.8"
10	704410FS40	1.115" x 5.0"

SIZE	60 Micron Filter	Diameter & Length (inches)
4	704404FS60	1.115" x 4.6"
6	704406FS60	1.115" x 4.6"
8	704408FS60	1.115" x 4.8"
10	704410FS60	1.115" x 5.0"

SIZE	75 Micron Filter	Diameter & Length (inches)
4	704404FS75	1.115" x 4.6"
6	704406FS75	1.115" x 4.6"
8	704408FS75	1.115" x 4.8"
10	704410FS75	1.115" x 5.0"

SIZE	100 Micron Filter	Diameter & Length (inches)
4	704404FS100	1.115" x 4.6"
6	704406FS100	1.115" x 4.6"
8	704408FS100	1.115" x 4.8"
10	704410FS100	1.115" x 5.0"

SIZE	120 Micron Filter	Diameter & Length (inches)
4	704404FS120	1.115" x 4.6"
6	704406FS120	1.115" x 4.6"
8	704408FS120	1.115" x 4.8"
10	704410FS120	1.115" x 5.0"

CLAMSHELL BODY & AN ENDS



SIZE	10 Micron Filter	Diameter & Length (inches)
6	704506FS10	0.875" x 4.9"
8	704508FS10	0.875" x 5.0"
10	704510FS10	1.125" x 5.6"

SIZE	20 Micron Filter	Diameter & Length (inches)
6	704506FS20	0.875" x 4.9"
8	704508FS20	0.875" x 5.0"
10	704510FS20	1.125" x 5.6"

SIZE	40 Micron Filter	Diameter & Length (inches)
6	704506FS40	0.875" x 4.9"
8	704508FS40	0.875" x 5.0"
10	704510FS40	1.125" x 5.6"

SIZE	60 Micron Filter	Diameter & Length (inches)
6	704506FS60	0.875" x 4.9"
8	704508FS60	0.875" x 5.0"
10	704510FS60	1.125" x 5.6"

SIZE	75 Micron Filter	Diameter & Length (inches)
6	704506FS75	0.875" x 4.9"
8	704508FS75	0.875" x 5.0"
10	704510FS75	1.125" x 5.6"

SIZE	100 Micron Filter	Diameter & Length (inches)
6	704506FS100	0.875" x 4.9"
8	704508FS100	0.875" x 5.0"
10	704510FS100	1.125" x 5.6"

SIZE	120 Micron Filter	Diameter & Length (inches)
6	704506FS120	0.875" x 4.9"
8	704508FS120	0.875" x 5.0"
10	704510FS120	1.125" x 5.6"

CLAMSHELL BODY & CLAMSHELL ENDS



SIZE	10 Micron Filter	Diameter & Length (inches)
6	--	--
8	704508HCFS10	0.875" x 4.9"
10	704510HCFS10	1.125" x 5.1"

SIZE	20 Micron Filter	Diameter & Length (inches)
6	--	--
8	704508HCFS20	0.875" x 4.9"
10	704510HCFS20	1.125" x 5.1"

SIZE	40 Micron Filter	Diameter & Length (inches)
6	--	--
8	704508HCFS40	0.875" x 4.9"
10	704510HCFS40	1.125" x 5.1"

SIZE	60 Micron Filter	Diameter & Length (inches)
6	--	--
8	704508HCFS60	0.875" x 4.9"
10	704510HCFS60	1.125" x 5.1"

SIZE	75 Micron Filter	Diameter & Length (inches)
6	--	--
8	704508HCFS75	0.875" x 4.9"
10	704510HCFS75	1.125" x 5.1"

SIZE	100 Micron Filter	Diameter & Length (inches)
6	--	--
8	704508HCFS100	0.875" x 4.9"
10	704510HCFS100	1.125" x 5.1"

SIZE	120 Micron Filter	Diameter & Length (inches)
6	--	--
8	704508HCFS120	0.875" x 4.9"
10	704510HCFS120	1.125" x 5.1"

Replacement ends are available. Please call for part numbers.

All filters come with both FKM O-Rings (for gasoline or oil) and EPR O-Rings (for alcohol or nitromethane applications).



The photo above shows our **AN to metric Suction Strainer** installed on fuel pump **on the left side**. The metric outlet of this Space Saver Suction Strainer attaches directly to BOSCH® or other fuel pumps with female metric threaded inlet ports and seals on a crush washer. The 120 micron screen strainer provides good pump protection without being over-restrictive on the pump's suction capability. **On the right side** of the pump is a cutaway of our new **check valve adapter**.

SPACE SAVER SUCTION STRAINER THREADED BODY WITH "AN" INLET TO METRIC END OUTLET

120 MICRON FILTER AND SEALING CRUSH WASHER INCLUDED

1.115" DIAMETER



SIZE	M10 x 1.5	M12 x 1.5	M14 x 1.5	M15 x 1.5	M18 x 1.5
4	7041004FS120	7041204FS120	7041404FS120	7041504FS120	7041804FS120
6	7041006FS120	7041206FS120	7041406FS120	7041506FS120	7041806FS120
8	7041008FS120	7041208FS120	7041408FS120	7041508FS120	7041808FS120
10	7041010FS120	7041210FS120	7041410FS120	7041510FS120	7041810FS120

NOTES: Other micron rated elements also available. Check with pump manufacturer for fuel compatibility rating. **CAUTION:** Staged finer filtration on the pressure side of the pump is recommended to prevent cavitation or other problems caused by restriction to the pump's suction capabilities.

CHECK VALVE ADAPTER FOR BOSCH® 044 FUEL PUMP

SEALING CRUSH WASHER INCLUDED



**CUTAWAY
DETAIL**

Shown with
-10 ORB to
-6 AN Adapter

Engineered to attach directly onto the Bosch® check valve's M12 x 1.5 male thread, this unique adapter allows you to maintain the factory performance capabilities of the Bosch® pump. Eliminates the need for an additional check valve elsewhere in the system; its female -10 ORB outlet accepts a variety of AN fittings (sold separately). **PART NO. 704210**

SPACE SAVER DRY SUMP SCAVENGE FILTERS -



Coarse-screen #16 mesh filter protects your pump in hi-volume race applications. Element and adapter available separately for use as an oil pan fitting.

THREADED BODY & AN ENDS



SIZE	PART NUMBER	Diameter & Length (inches)
8	704108	1.115" x 4.8"
10	704110	1.115" x 5.0"
12	704112	1.115" x 5.2"

CLAMSHELL BODY & AN ENDS



SIZE	PART NUMBER	Diameter & Length (inches)
8	704508FS16	0.875" x 5.0"
10	704510FS16	1.125" x 5.6"
12	704512FS16	1.125" x 5.7"

CLAMSHELL BODY & CLAMSHELL ENDS



SIZE	PART NUMBER	Diameter & Length (inches)
8	704508HCFS16	0.875" x 4.9"
10	704510HCFS16	1.125" x 5.1"
12	704512HCFS16	1.125" x 5.3"

All filters come with both FKM O-Rings (for gasoline or oil) and EPR O-Rings (for alcohol or nitromethane applications).

SPECIAL 37° JIC ADAPTERS & FITTINGS

STRAIGHT FEMALE SWIVEL COUPLINGS




PART NO.	THREAD SIZE
900133	3 (Steel)
900144	4 (Steel)
900104	4 (Alum)
900106	6
900108	8
900184	8 to 4
900186	8 to 6
900110	10
900112	12
900116	16
900120	20

45° FEMALE SWIVEL COUPLINGS



SIZE	45° TUBE	45° FORGED
3 (Steel)	--	924633
4 (Steel)	924544	924644
3 (Alum)	--	924603
4	924504	924604
6	924506	924606
8	924508	924608
10	924510	924610
12	924512	924612
16	924516	924616
20	924520	--

90° FEMALE SWIVEL COUPLINGS




SIZE	90° TUBE	90° FORGED
3 (Steel)	--	929133
4 (Steel)	929044	929144
3 (Alum)	--	929103
4	929004	929104
6	929006	929106
8	929008	929108
10	929010	929110
12	929012	929112
16	929016	929116
20	929020	929120

ALUMINUM ELBOW MALE PIPE ADAPTERS



PART NO.	DESCRIPTION
982296	3/8" MALE NPT 90° ELBOW
982298	1/2" MALE NPT 90° ELBOW
982396	3/8" MALE NPT 45° ELBOW
982398	1/2" MALE NPT 45° ELBOW

GAUGE ADAPTERS-STEEL



PART NO.	DESCRIPTION	SIZE
705003	STRT TO 1/8" FEM. NPT	3
705004	STRT TO 1/8" FEM. NPT	4
705034	STRT TO 1/4" FEM. NPT	3
705093	90 TO 1/8" FEM. NPT	3
705090	90 TO 1/8" FEM. NPT	4
705200	STRT TO 1/4" FEM. NPT	4
705290	90 TO 1/4" FEM. NPT	4

GAUGE ADAPTERS - ALUMINUM

795003

795004



PART NO. DESCRIPTION

795003	-3 MALE JIC TO 1/8" NPT GAUGE FTG
795004	-4 MALE JIC TO 1/8" NPT GAUGE FTG

TRANSMISSION COOLER TAKEOFF



For use with TH350, TH400 or 700R4

1 pair with crush washers

PART NO. DESCRIPTION

940006	1/4" NPS STRAIGHT PIPE TO 6 AN
--------	--------------------------------

ALUMINUM STEPPED MALE TEES - Other sizes are available. Call for information.



PART NO.	END 1	END 2	END 3
824334	-3 MALE	-3 MALE	-4 MALE
824446	-4 MALE	-4 MALE	-6 MALE
824464	-4 MALE	-6 MALE	-4 MALE
824466	-4 MALE	-6 MALE	-6 MALE
824664	-6 MALE	-6 MALE	-4 MALE
824668	-6 MALE	-6 MALE	-8 MALE
824688	-6 MALE	-8 MALE	-8 MALE
824886	-8 MALE	-8 MALE	-6 MALE
824686	-6 MALE	-8 MALE	-6 MALE

SPECIAL 37° JIC ADAPTERS & FITTINGS

TEE MALE FLARE TO FEMALE SWIVEL ON SIDE



PART NO.	THREAD SIZE
900233	3 (Steel)
900203	3 (Alum)
900204	4
900206	6
900208	8
900210	10
900212	12
900216	16

TEE MALE FLARE TO FEMALE SWIVEL ON RUN



PART NO.	THREAD SIZE
900333	3 (Steel)
900303	3 (Alum)
900304	4
900306	6
900308	8
900310	10
900312	12
900316	16

45° FEMALE SWIVEL TO MALE FLARE




SIZE	45° TUBE	45° FORGED
3 (Steel)	--	900433
4 (Steel)	--	900444
3 (Alum)	--	900403
4	920404	900404
6	920406	900406
8	920408	900408
10	920410	900410
12	920412	900412
16	920416	900416
20	920420	900420

90° FEMALE SWIVEL TO MALE FLARE



AN SIZE	90° TUBE	90° FORGED
3 (Steel)	--	900533
4 (Steel)	--	900544
3 (Alum)	--	900503
4	920504	900504
6	920506	900506
8	920508	900508
10	920510	900510
12	920512	900512
16	920516	900516
20	920520	900520


SWIVEL PIPE ADAPTERS STEEL AND ALUMINUM



STRAIGHT FEM. FLARE TO PIPE	45° FEMALE FLARE TO PIPE	45° MALE FLARE TO PIPE	90° FEMALE FLARE TO PIPE	90° MALE FLARE TO PIPE	AN SIZE	NPT SIZE
900631 (Steel)	910731 (Steel)	910831 (Steel)	900731 (Steel)	900831 (Steel)	3	1/8"
900603	910703	910803	900703	900803	3	1/8"
900641 (Steel)	910741 (Steel)	910841 (Steel)	900741 (Steel)	900841 (Steel)	4	1/8"
900604	910704	910804	900704	900804	4	1/8"
900644	910744	910844	900744	900844	4	1/4"
900606	910706	910806	900706	900806	6	1/4"
900662	910762	910862	900762	900862	6	1/8"
900666	910766	910866	900766	900866	6	3/8"
900667	910767	910867	900767	900867	8	1/4"
900608	910708	910808	900708	900808	8	3/8"
900688	910788	910888	900788	900888	8	1/2"
900610	910710	910810	900710	900810	10	1/2"
900611	910711	910811	900711	900811	10	3/8"
900612	910712	910812	900712	900812	12	3/4"
900614	910714	910814	900714	900814	12	1/2"

CARBURETOR ADAPTERS & FITTINGS

SINGLE FEED FOR HOLLEY, DEMON, CARTER, WEBER AND SOLEX



PART NO.	CARB THREAD	SIZE
700006	9/16"-24 Holley/Demon	6
700008	9/16"-24 Holley <i>only</i> *	8
700000	Replacement crush washer for all 9/16"-24 adapters	
700306	5/8"-20 Carter/Edelbrock	6
700300	Replacement crush washer for all 5/8"-20 adapters	
700901	M12 X 1.0 Weber	6
700903	M12 X 1.25 Solex	6
700905	M10 X 1.0 Solex	6
700906	M12 X 1.5 Weber	6
890144	Replacement crush washer for all M12 adapters	

*Will not clear Demon fuel bowl.

DUAL FEED HOLLEY WITH REMOVABLE FILTERS

*Low Profile 1/4" 12-point head



PART NO.	CARB THREAD	SIZE
700107	7/8"-20	6 Male
700109	7/8"-20	8 Male
720007	7/8"-20	6 Female
720009	7/8"-20	8 Female
790000*	Float Bowl Screw for Dual Feed Holley w/removable filters	


*Low profile 12-point float bowl screw solves clearance problems with above filters.

DUAL FEED HOLLEY AND DEMON



PART NO.	CARB THREAD	SIZE
700106	7/8"-20 Holley	6
700108	7/8"-20 Holley	8 STANDARD
700128	7/8"-20 Holley	8 SHORT
700118	7/8"-20 Holley	8 X-SHORT
700130	7/8"-20 Holley	Hex Plug
700131	7/8"-20 Holley with 1/8" Fem. NPT Port	Hex Plug
700131BB	Same as 700131 but Black	Hex Plug
700100	Replacement crush washer for all 7/8"-20 adapters	
700016	9/16"-24 Holley/Demon	6 EXTENDED
700018	9/16"-24 Holley/Demon	8 EXTENDED
700132	9/16"-24 Holley/Demon	Hex Plug
700000	Replacement crush washer for all 9/16"-24 adapters	

FEMALE SWIVEL EXTENDED DUAL FEED HOLLEY AND DEMON



RED/BLUE	BLACK	SUPER NICKEL	CARB THREAD	SIZE
720006	720006BB	720006SN	7/8"-20 Holley	6
720008	720008BB	720008SN	7/8"-20 Holley	8
720010	720010BB	720010SN	7/8"-20 Holley	10
720106	720106BB	720106SN	9/16"-24 Holley/Demon	6
720108	720108BB	720108SN	9/16"-24 Holley/Demon	8
--	720116	720116SN	3/4"-16 Braswell/QFT	6
--	720118	720118SN	3/4"-16 Braswell/QFT	8
700100	Replacement crush washer - 7/8"-20			
700000	Replacement crush washer - 9/16"-24			

QFT= Quick Fuel Technology.

NOTE: ALL XRP CARBURETOR FITTINGS SHOWN ON THIS PAGE INCLUDE CRUSH WASHER.

• ALL XRP 9/16"-24 CARB ADAPTERS INCLUDE A RECESS FOR THE STOCK HOLLEY SCREEN FILTER.

CARBURETOR ADAPTERS & FITTINGS

ALUMINUM FUEL PUMP FITTINGS



PART NO.	PUMP THREAD	SIZE
702006	1/2"-20 INV FLR	6
702104	5/8"-18 INV FLR*	4
702106	5/8"-18 INV FLR*	6
702108	5/8"-18 INV FLR*	8
981666	3/8" NPT	6
981608	3/8" NPT	8
981611	3/8" NPT	10

*MAY ALSO BE USED WITH CRUSH WASHER ON CARTER SUPER PUMPS #M60968 & #M60969

-3 BULKHEAD TEE WITH 1/8" FEMALE NPT PORT ON BRANCH



SIZE	PART NO.
3	980483*

*ALLOWS WARNING LIGHT PRESSURE SWITCH OR TRANSDUCER TO BE INSTALLED IN A GAUGE LINE. BULKHEAD NUT SOLD SEPARATELY.


-3 AN 90° BULKHEAD WITH 1/8" FEMALE NPT PORT



SIZE	PART NO.
3	783383*


*ALLOWS WARNING LIGHT PRESSURE SWITCH OR TRANSDUCER TO BE INSTALLED IN A GAUGE LINE. BULKHEAD NUT SOLD SEPARATELY.

SINGLE AND DOUBLE BANJO HOSE ENDS



SINGLE	DOUBLE	DESCRIPTION
711225	721225	M12 X 1.25
711250	721250	M12 X 1.5
710024	720024	9/16"-24
710020	720020	1/2"-20

FLARE TEES & 90° UNIONS WITH 1/8" FEMALE NPT PORT



SIZE	MALE TEE	90°
6	782406	782106
8	782408	782108
10	782410	782110

CARB KIT HOSE ENDS AVAILABLE IN 3 FINISHES



SIZE	RED	BLACK	SUPER NICKEL	DESCRIPTION
6	709106	709106BB	709106SN	6 HOSE TO MALE 90°
8	709108	709108BB	709108SN	8 HOSE TO MALE 90°
6	709306	709306BB	709306SN	6 HOSE TO MALE TEE ON RUN
8	709308	709308BB	709308SN	8 HOSE TO MALE TEE ON RUN
6	709506	709506BB	709506SN	6 HOSE TO MALE TEE W/ 1/8" NPT ON RUN
8	709508	709508BB	709508SN	8 HOSE TO MALE TEE W/ 1/8" NPT ON RUN
6	709346	709346BB	709346SN	6 HOSE TO TEE WITH 4 RETURN
8	709348	709348BB	709348SN	8 HOSE TO TEE WITH 4 RETURN
8	709318	709318BB	709318SN	8 MALE TEE TO HOSE ON BRANCH (not shown)
8	709518	709518BB	709518SN	MALE TEE TO HOSE ON BRANCH W/ 1/8" NPT

NYLON WASHERS



SIZE	QTY	PART NO.	I.D.
2	2	890302	1/4"
3	2	890303	3/8"
4	2	890304	7/16"
6	2	890306	9/16"
8	2	890308	3/4"
10	2	890310	7/8"
12	2	890312	1-1/16"
16	2	890316	1-5/16"

CARBURETOR ADAPTERS & FITTINGS

DOUBLE SWIVEL HOSE ENDS FOR METRIC CARBURETOR KITS




SIZE	PART NO.	DESCRIPTION
6	289125	M12 X 1.25 SOLEX
6	289150	M12 X 1.50 WEBER

BUMP TUBE ADAPTERS ALUMINUM AND STEEL



PART NO. ALUMINUM	THREAD W/O-RING	SIZE	PART NO. STEEL
791415	M14 x 1.5	6	491415
791615	M16 x 1.5	6	491615
791815	M18 x 1.5	6	491815

FUEL PRESSURE TAKE-OFF ADAPTERS WITH 1/8" FEMALE NPT PORT

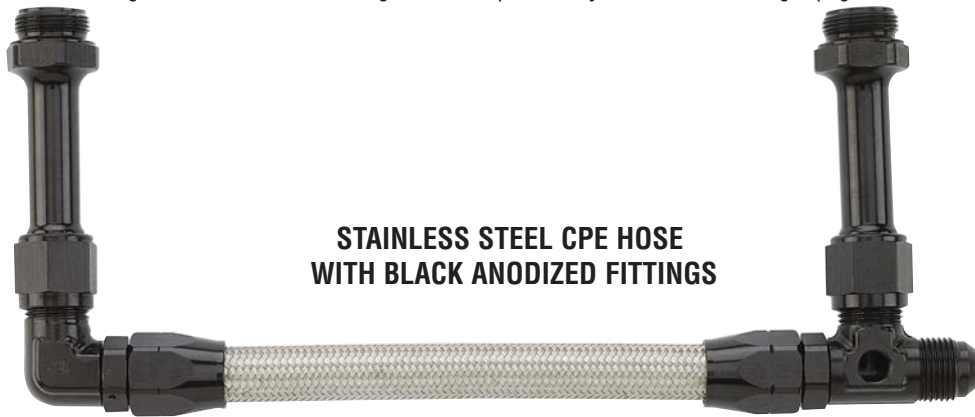


PART NO.	DESCRIPTION
700192	-6 MALE TO -6 MALE
700193	-6 MALE TO 1/4" MALE NPT
700194	-6 MALE TO 3/8" MALE NPT
700195	-6 MALE TO -6 FEMALE SWIVEL
700196	-8 MALE TO -8 MALE
700202	-10 MALE TO -10 FEMALE SWIVEL
700210	-10 MALE TO 1/2" MALE NPT
700201	-10 MALE TO -10 MALE
700211	-10 MALE TO 3/8" MALE NPT
700197	-8 MALE TO 1/4" MALE NPT
700198	-8 MALE TO 3/8" MALE NPT
700199	-8 MALE TO -8 FEMALE SWIVEL
700204	-12 MALE TO -12 FEMALE SWIVEL
782144*	-4 MALE AN TO -4 FEMALE SWIVEL 90° (NPT ON RIGHT SIDE AS SHOWN ABOVE)

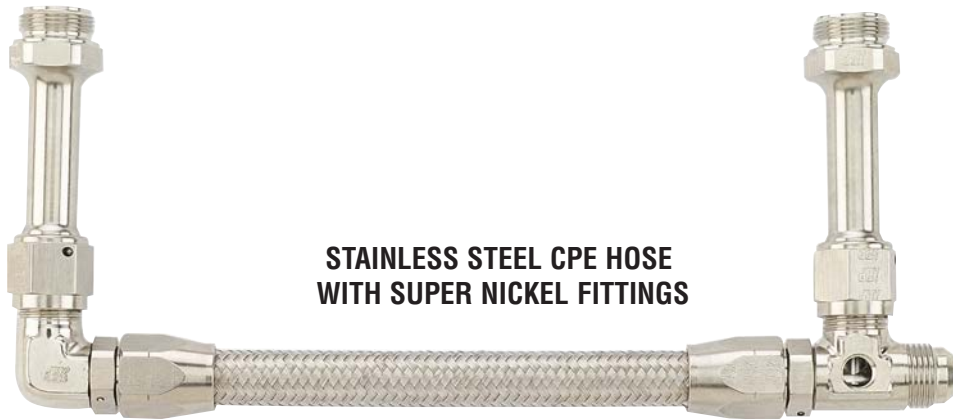
*EXCELLENT FOR FUEL AND OIL GAUGES WHERE A PRESSURE SENDING UNIT NEEDS TO BE ADDED.

CARBURETOR KITS - OPTIONS

XRP's popular carburetor kits for Holley, Demon, Braswell and Quick Fuel Technology (QFT) carburetors are available with a choice of hoses, a choice of end fitting finishes and in either forged and swept-tube styles. See the next eight pages for detailed listings.



**STAINLESS STEEL CPE HOSE
WITH BLACK ANODIZED FITTINGS**



**STAINLESS STEEL CPE HOSE
WITH SUPER NICKEL FITTINGS**




**XR-31 HOSE
WITH BLACK ANODIZED FITTINGS**



**XR-31 HOSE
WITH SUPER NICKEL FITTINGS**

CARBURETOR KITS - HOLLEY

SWEPT TUBE FUEL LINE KITS FOR DUAL FEED HOLLEYS



RED/BLUE SS	BLACK SS	BLACK XR-31	SUPER NICKEL SS	SUPER NICKEL XR-31	DESCRIPTION
730008	730008BB	730008BBX	730008SN	730008SNX	SWEPT TUBE KIT W/ FEM. -8 AN INLET TAPPED W/ 1/8" NPT FOR FUEL PRESSURE GAUGE TAKEOFF
734508	734508BB	734508BBX	734508SN	734508SNX	SAME AS 730008 TO FIT 4500 MODELS ONLY - DOMINATORS
730388	730388BB	730388BBX	730388SN	730388SNX	SWEPT TUBE KIT W/ FEM. 3/8" NPT INLET TAPPED W/ 1/8" NPT FOR FUEL PRESSURE GAUGE TAKEOFF
734588	734588BB	734588BBX	734588SN	734588SNX	SAME AS 730388 TO FIT 4500 MODELS ONLY - DOMINATORS

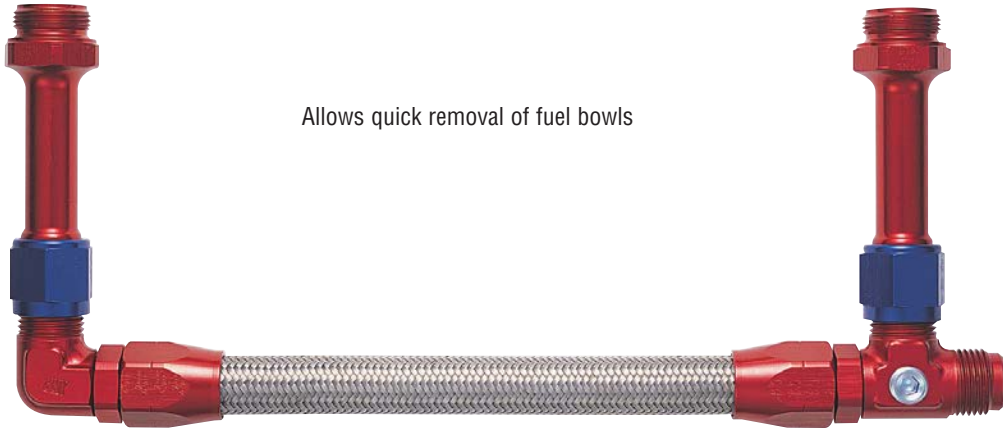
COMPETITION STYLE FORGED FUEL LINE KITS FOR DUAL FEED HOLLEYS



RED/BLUE SS	BLACK SS	BLACK XR-31	SUPER NICKEL SS	SUPER NICKEL XR-31	DESCRIPTION
731046	731046BB	731046BBX	731046SN	731046SNX	COMP. STYLE FORGED KIT W/MALE -6 AN INLET & MALE -4 RETURN FOR FUEL PRESSURE GAUGE
731047	731047BB	731047BBX	731047SN	731047SNX	SAME AS 731046 BUT WITH DUAL FILTERED INLET LEGS (SEE PAGE 50)
745146	745146BB	745146BBX	745146SN	745146SNX	SAME AS 731046 TO FIT 4500 MODEL ONLY - DOMINATORS
745147	745147BB	745147BBX	745147SN	745147SNX	SAME AS 745146 DOMINATORS BUT WITH DUAL FILTERED INLET LEGS (SEE PAGE 50)
731048	731048BB	731048BBX	731048SN	731048SNX	COMP. STYLE FORGED KIT W/MALE -8 AN INLET AND MALE -4 RETURN FOR FUEL PRESSURE GAUGE
731049	731049BB	731049BBX	731049SN	731049SNX	SAME AS 731048 BUT WITH DUAL FILTERED INLET LEGS (SEE PAGE 50)
745188	745188BB	745188BBX	745188SN	745188SNX	SAME AS 731048 TO FIT 4500 MODELS ONLY - DOMINATORS
745189	745189BB	745189BBX	745189SN	745189SNX	SAME AS 745188 DOMINATORS BUT WITH DUAL FILTERED INLET LEGS (SEE PAGE 50)
731148	731148BB	731148BBX	731148SN	731148SNX	BOTTOM FEED FORGED KIT W/MALE -8 AN INLET & MALE -4 RETURN FOR FUEL PRESSURE GAUGE
731149	731149BB	731149BBX	731149SN	731149SNX	SAME AS 731148 BUT WITH DUAL FILTERED INLET LEGS (SEE PAGE 50)

CARBURETOR KITS - HOLLEY

FORGED FUEL LINE KITS FOR DUAL FEED HOLLEYS



Allows quick removal of fuel bowls


For Air Cleaner Restrictions



Bottom Feed
Optional

RED/BLUE SS	BLACK SS	BLACK XR-31	SUPER NICKEL SS	SUPER NICKEL XR-31	DESCRIPTION
731006	731006BB	731006BBX	731006SN	731006SNX	COMP. STYLE FORGED KIT W/MALE -6 AN INLET TAPPED W/1/8" NPT FOR FUEL PRESSURE GAUGE TAKEOFF
731017	731017BB	731017BBX	731017SN	731017SNX	SAME AS 731006 BUT WITH DUAL FILTERED INLET LEGS (SEE PAGE 50)
745106	745106BB	745106BBX	745106SN	745106SNX	SAME AS 731006 TO FIT 4500 MODELS ONLY - DOMINATORS
745116	745116BB	745116BBX	745116SN	745116SNX	SAME AS 745106 DOMINATOR BUT WITH DUAL FILTERED INLET LEGS (SEE PAGE 50)
731008	731008BB	731008BBX	731008SN	731008SNX	COMP. STYLE FORGED KIT W/MALE -8 AN INLET TAPPED W/1/8" NPT FOR FUEL PRESSURE GAUGE TAKEOFF
731018	731018BB	731018BBX	731018SN	731018SNX	SAME AS 731008 BUT WITH DUAL FILTERED INLET LEGS (SEE PAGE 50)
745108	745108BB	745108BBX	745108SN	745108SNX	SAME AS 731008 TO FIT 4500 MODELS ONLY - DOMINATORS
745118	745118BB	745118BBX	745118SN	745118SNX	SAME AS 745108 BUT WITH DUAL FILTERED INLET LEGS (SEE PAGE 50)
731108	731108BB	731108BBX	731108SN	731108SNX	BOTTOM FEED FORGED KIT W/ MALE -8 AN INLET TAPPED W/ 1/8" NPT FOR FUEL PRESSURE GAUGE TAKEOFF
731118	731118BB	731118BBX	731118SN	731118SNX	SAME AS 731108 BUT WITH DUAL FILTERED INLET LEGS (SEE PAGE 50)
731010	731010BB	731010BBX	731010SN	731010SNX	COMP. STYLE FORGED KIT W/ MALE -10 AN INLET TAPPED W/1/8" NPT FOR FUEL PRESSURE GAUGE TAKEOFF
745110	745110BB	745110BBX	745110SN	745110SNX	SAME AS 731010 TO FIT 4500 MODELS ONLY - DOMINATORS

DRAG COMPETITION FORGED FUEL LINE KITS



Gauge sold
separately
on page 70.


RED/BLUE SS	BLACK SS	BLACK XR-31	SUPER NICKEL SS	SUPER NICKEL XR-31	DESCRIPTION
731056	731056BB	731056BBX	731056SN	731056SNX	DRAG COMP. FORGED KIT W/MALE -6 AN INLET W/ 1/8" FEM. NPT FOR REAR MOUNT GAUGE
731066	731066BB	731066BBX	731066SN	731066SNX	SAME AS 731056 BUT WITH DUAL FILTERED INLET LEGS (SEE PAGE 50)
745156	745156BB	745156BBX	745156SN	745156SNX	SAME AS 731056 TO FIT 4500 MODEL ONLY - DOMINATORS
745166	745166BB	745166BBX	745166SN	745166SNX	SAME AS 745156 DOMINATOR BUT WITH DUAL FILTERED INLET LEGS (SEE PAGE 50)
731058	731058BB	731058BBX	731058SN	731058SNX	DRAG COMP. FORGED KIT W/MALE -8 AN INLET W/ 1/8" FEM. NPT FOR REAR MOUNT GAUGE
731068	731068BB	731068BBX	731068SN	731068SNX	SAME AS 731058 BUT WITH DUAL FILTERED INLET LEGS (SEE PAGE 50)
745168	745168BB	745168BBX	745168SN	745168SNX	SAME AS 731058 TO FIT 4500 MODEL ONLY - DOMINATORS
745178	745178BB	745178BBX	745178SN	745178SNX	SAME AS 745168 DOMINATOR BUT W/ DUAL FILTERED INLET LEGS (SEE PAGE 50)

ALL CARB KITS INCLUDE CRUSH WASHERS.

CARBURETOR KITS - DEMON, BRASWELL & QFT


In addition to our existing line of kits and components for Holley carbs, XRP now offers a selection of pre-assembled carburetor kits and adapter fittings for popular Demon, Braswell and Quick Fuel Technology (QFT) carburetors. Choose from either competition-style forged and swept-tube kits.

SWEPT TUBE STYLE FUEL LINE KITS FOR DEMON, BRASWELL AND QFT



RED/BLUE SS	BLACK SS	BLACK XR-31	SUPER NICKEL SS	SUPER NICKEL XR-31	DESCRIPTION
710008	710008BB	710008BBX	710008SN	710008SNX	SWEPT TUBE KIT W/ FEM. -8 AN INLET W/ 1/8" NPT FOR FUEL PRESSURE GAUGE TAKEOFF - DEMON
724508	724508BB	724508BBX	724508SN	724508SNX	SAME AS 710008 TO FIT KING DEMON MODELS ONLY
710388	710388BB	710388BBX	710388SN	710388SNX	SWEPT TUBE KIT W/ FEM. 3/8 NPT INLET W/ 1/8" NPT FOR FUEL PRESSURE GAUGE TAKEOFF- DEMON
714588	714588BB	714588BBX	714588SN	714588SNX	SAME AS 710388 TO FIT KING DEMON MODELS ONLY
790008	790008BB	790008BBX	790008SN	790008SNX	SWEPT TUBE KIT W/ FEM. -8 AN INLET W/ 1/8" NPT FOR FUEL PRESSURE GAUGE TAKEOFF - BRASWELL/QFT
790388	790388BB	790388BBX	790388SN	790388SNX	SWEPT TUBE KIT W/ FEM. 3/8 NPT INLET W/ 1/8" NPT FOR FUEL PRESSURE GAUGE TAKEOFF- BRASWELL/QFT

COMPETITION STYLE FORGED FUEL LINE KITS FOR DEMON, BRASWELL AND QFT



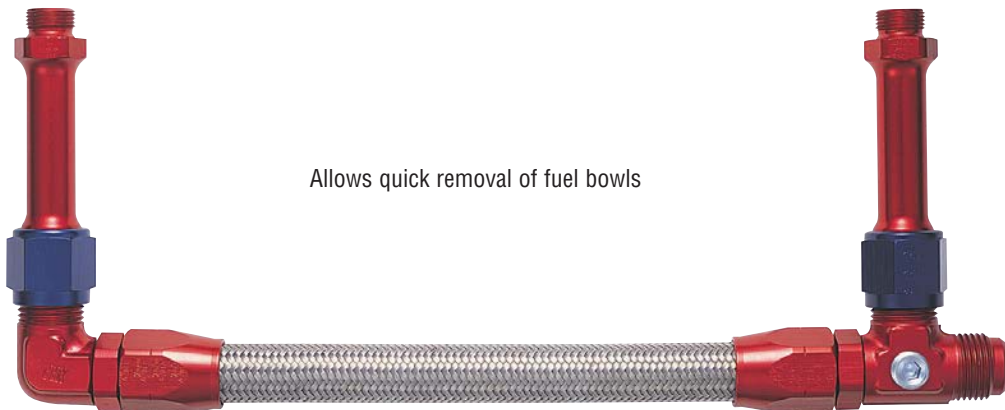
RED/BLUE SS	BLACK SS	BLACK XR-31	SUPER NICKEL SS	SUPER NICKEL XR-31	DESCRIPTION
711046	711046BB	711046BBX	711046SN	711046SNX	COMP. STYLE FORGED KIT W/MALE -6 AN INLET & MALE -4 RETURN FOR FUEL PRESSURE GAUGE - DEMON
724546	724546BB	724546BBX	724546SN	724546SNX	SAME AS 711046 TO FIT KING DEMON MODELS ONLY
711048	711048BB	711048BBX	711048SN	711048SNX	COMP. STYLE FORGED KIT W/MALE -8 AN INLET & MALE -4 RETURN FOR FUEL PRESSURE GAUGE - DEMON
724588	724588BB	724588BBX	724588SN	724588SNX	SAME AS 711048 TO FIT KING DEMON MODELS ONLY
711148	711148BB	711148BBX	711148SN	711148SNX	BOTTOM FEED FORGED KIT WITH MALE -8 AN INLET & MALE -4 RETURN FOR FUEL PRESSURE GAUGE - DEMON
791046	791046BB	791046BBX	791046SN	791046SNX	COMP. STYLE FORGED KIT W/MALE -6 AN INLET & MALE -4 RET. FOR FUEL PRESSURE GAUGE - BRASWELL/QFT
791048	791048BB	791048BBX	791048SN	791048SNX	COMP. STYLE FORGED KIT W/MALE -8 AN INLET & MALE -4 RET. FOR FUEL PRESSURE GAUGE - BRASWELL/QFT

ALL CARB KITS INCLUDE CRUSH WASHERS.

CARBURETOR KITS - DEMON, BRASWELL & QFT

FORGED FUEL LINE KITS FOR DUAL FEED DEMON BRASWELL AND QFT

For Air Cleaner Restrictions



RED/BLUE SS	BLACK SS	BLACK XR-31	SUPER NICKEL SS	SUPER NICKEL XR-31	DESCRIPTION
711006	711006BB	711006BBX	711006SN	711006SNX	COMP. STYLE FORGED KIT W/MALE -6 AN INLET W/1/8" NPT FOR FUEL PRESSURE GAUGE TAKEOFF - DEMON
714506	714506BB	714506BBX	714506SN	714506SNX	SAME AS 711006 TO FIT KING DEMON MODELS ONLY
711008	711008BB	711008BBX	711008SN	711008SNX	COMP. STYLE FORGED KIT W/MALE -8 AN INLET W/1/8" NPT FOR FUEL PRESSURE GAUGE TAKEOFF- DEMON
714508	714508BB	714508BBX	714508SN	714508SNX	SAME AS 711008 TO FIT KING DEMON MODELS ONLY
791006	791006BB	791006BBX	791006SN	791006SNX	COMP. STYLE FORGED KIT W/MALE -6 AN INLET W/1/8" NPT FOR FUEL PRESS. GAUGE TAKEOFF - BRASWELL/QFT
791008	791008BB	791008BBX	791008SN	791008SNX	COMP. STYLE FORGED KIT W/MALE -8 AN INLET W/1/8" NPT FOR FUEL PRESS. GAUGE TAKEOFF- BRASWELL/QFT

DRAG COMPETITION FORGED FUEL LINE KITS FOR DEMON, BRASWELL AND QFT

Gauge sold separately. See page 70.



RED/BLUE SS	BLACK SS	BLACK XR-31	SUPER NICKEL SS	SUPER NICKEL XR-31	DESCRIPTION
711056	711056BB	711056BBX	711056SN	711056SNX	DRAG COMP. FORGED KIT W/MALE -6 AN INLET W/ 1/8" FEM. NPT FOR REAR MOUNT GAUGE- DEMON
714556	714556BB	714556BBX	714556SN	714556SNX	SAME AS 711056 TO FIT KING DEMON MODELS ONLY
711058	711058BB	711058BBX	711058SN	711058SNX	DRAG COMP. FORGED KIT W/MALE -8 AN INLET W/ 1/8" FEM. NPT FOR REAR MOUNT GAUGE- DEMON
714558	714558BB	714558BBX	714558SN	714558SNX	SAME AS 711058 TO FIT KING DEMON MODELS ONLY
791056	791056BB	791056BBX	791056SN	791056SNX	DRAG COMP. FORGED KIT W/MALE -6 AN INLET W/ 1/8" FEM. NPT FOR REAR MOUNT GAUGE- BRASWELL/QFT
791058	791058BB	791058BBX	791058SN	791058SNX	DRAG COMP. FORGED KIT W/MALE -8 AN INLET W/ 1/8" FEM. NPT FOR REAR MOUNT GAUGE- BRASWELL/QFT

ALL CARB KITS INCLUDE CRUSH WASHERS.

REUSABLE STEEL HOSE ENDS FOR BRAKE, CLUTCH & INSTRUMENT LINES

XRP offers the best in PTFE stainless wire braided hose, reusable hose ends and hose assemblies. XRP PTFE hose is used for brake and clutch lines, power steering, instrument lines and other types of applications where maximum high pressure protection is a must. FOR OFF ROAD BRAKE LINE USE ONLY.

STRAIGHT



ALUMINUM	STEEL	STAINLESS	SIZE
--	--	650002	2
--	--	650023	2-3*
690003	600003	650003	3
690004	600004	650004	4
690006	600006	650006	6

45° BENT TUBE



ALUMINUM	STEEL	STAINLESS	SIZE
694503	604503	654503	3
694504	604504	654504	4
694506	604506	654506	6

90° BENT TUBE



ALUMINUM	STEEL	STAINLESS	SIZE
699003	609003	659003	3
699004	609004	659004	4
699006	609006	659006	6

*-2 Hose to -3 Female JIC.

120° BENT TUBE



ALUMINUM	STEEL	STAINLESS	SIZE
--	601203	--	3
--	601204	--	4

150° BENT TUBE




ALUMINUM	STEEL	STAINLESS	SIZE
--	601503	--	3
--	601504	--	4

180° BENT TUBE



ALUMINUM	STEEL	STAINLESS	SIZE
--	601803	--	3
--	601804	--	4

45° FORGED



ALUMINUM	STEEL	STAINLESS	SIZE
--	604602	654602	2
--	604623	654623	2-3*
694603	604603	654603	3
694604	604604	654604	4
694606	604606	654606	6

90° FORGED



ALUMINUM	STEEL	STAINLESS	SIZE
--	609102	659102	2
--	609123	659123	2-3*
699103	609103	659103	3
699104	609104	659104	4
699106	609106	659106	6

*-2 Hose to -3 Female JIC.

*-2 Hose to -3 Female JIC.

CRIMP-ON STEEL HOSE ENDS FOR BRAKE, CLUTCH & INSTRUMENT LINES

For use with our PTFE hose, XRP offers these fittings IN STEEL ONLY with our distinctive Super Nickel finish in -3 and -4 in a variety of bends.

STRAIGHT



SIZE	STRAIGHT
3	630000
3 hose to 4 nut	634000

45°



45 DEGREE
634500

90°



90 DEGREE
639000

CRIMP COLLARS



CRIMP COLLAR
6001-03

STRAIGHT




SIZE	STRAIGHT
4	640000
4 hose to 3 nut	643000

45°



45 DEGREE
644500

90°



90 DEGREE
649000

CRIMP COLLARS



CRIMP COLLAR
6001-04

BANJO FITTINGS

STRAIGHT



20° OR 40°



SIZE	STRAIGHT	20 DEGREE	40 DEGREE
3	631000	631200	631400


SEE PAGE 66 FOR REPLACEMENT OLIVES FOR REUSABLE FITTINGS.
SEE PAGE 84 FOR COMPLETE ASSEMBLY INSTRUCTIONS.

FOR OFF ROAD USE ONLY. DOES NOT MEET ANY D.O.T. SPECIFICATIONS.

PTFE HOSE - STAINLESS WIRE BRAIDED

Designed specifically for racing vehicles, our stainless braid protected PTFE extruded brake hose can be used for improved brake pedal feel and better brake modulation. Resists expansion under high pressure and temps. **Also recommended for pressure gauge lines, shock lines, clutch lines, fire extinguisher systems, oil lines for motorcycles, nitrous oxide and other types of applications where high pressure protection is a must.**

FOR OFF-ROAD RACING USE ONLY.



FOR NITROUS USE.



SIZE	HOSE I.D. (IN.)	BULK HOSE* (Specify Length)	CUT TO EXACT LENGTH AND PRE-PACKAGED IN RETAIL BOX **SEE NOTE BELOW				
			3 FT.	6 FT.	10 FT.	15 FT.	20 FT.
2	.080"	610002	610302	610602	611002	611502	612002
3	.125"	610003	610303	610603	611003	611503	612003
4*	.1875"	610004	610304	610604	611004	611504	612004
6*	.3125"	610006	610306	610606	611006	611506	612006

*-4 and -6 are conductive lined to prevent possible static discharge and should be used for nitrous oxide lines.

TECHNICAL SPECIFICATIONS

SIZE	HOSE I.D. INCHES	HOSE O.D. INCHES	MAX OPERATING PRESSURE	BURST PRESSURE	WEIGHT FT/LBS
2	0.080"	0.197"	3000 PSI	12000 PSI	0.03
3	0.125"	0.254"	3000 PSI	12000 PSI	0.04
4	0.1875"	0.301"	3000 PSI	12000 PSI	0.05
6	0.3125"	0.439"	2500 PSI	7500 PSI	0.09

Temperature Range: -100° F to +450° F



SIZE	TUBE NUT			TUBE SLEEVE	
	BLUE	RED		BLUE	RED
3	981803	981803RD	3/16"	981903	981903RD
4	981804	981804RD	1/4"	981904	981904RD
6	981806	981806RD	3/8"	981906	981906RD

PTFE BRAID SEPARATING TOOL FOR EASY ASSEMBLY



Using XRP's Separating Tool is the quickest way to flare stainless braid away from -3 and -4 PTFE hose for easy insertion of the olive during assembly.
PART NO. 821060



STEP 1 Insert hose on arbor.



STEP 2 Flare braid using a twisting motion.



STEP 3 Insert olive on tube and under braid.



STEP 4 Seat olive with a push.

PTFE HOSE IN CUSTOM COLORS



• Bulk hose lengths may be slightly over or under length specified. See bulk hose shipping length patterns on price sheet or on page 97 of this catalog.

**NOTE: Pricing for pre-packaged hose includes an additional packaging charge.

SEE PAGE 84 FOR COMPLETE ASSEMBLY INSTRUCTIONS.

FOR OFF ROAD USE ONLY. DOES NOT MEET ANY D.O.T. SPECIFICATIONS.

PTFE HOSE - STAINLESS WIRE BRAIDED

PTFE HOSE ASSEMBLIES

These assemblies are done with crimped and swaged ends and are stocked in the lengths listed below. Custom lengths and PTFE assemblies available. Assemblies with 45° ends also available. Call for information and prices.
FOR OFF-ROAD RACING USE ONLY. Assemblies are available in any length. Order in 1" increments.

HOW TO ORDER ASSEMBLIES IN CUSTOM LENGTHS



Using **639024** as an example, if you want to order a size 3 with a 90° fitting on the first end and a straight on the second end, that is 24" in overall length, you would order **639024**:

6 PREFIX **3** SIZE **9** FITTING ON 1ST END **0** FITTING ON 2ND END **24** LENGTH IN INCHES

The first digit for every PTFE hose assembly is always a 6.

The second digit indicates the size. In this case, the size is 3.

The third digit indicates the fitting on the first side.

Use 0 for straight, 4 for 45°, or 9 for 90°.

The fourth digit indicates the fitting on the second side.

Use 0 for straight, 4 for 45°, or 9 for 90°.

The fifth and sixth digits indicate overall length in inches.

In this case, the length is 24 inches. Use a preceding zero for lengths under 10 inches (i.e. 06 = 6 inches)

IMPORTANT NOTE: Nitrous system lines are also available with red and blue nuts.

OIL LINE ASSEMBLIES & ADAPTERS FOR MOTORCYCLES

Specify any length desired for these -6 PTFE oil lines with 1/8" male NPT swivel end fittings. 1/8" male NPT swivel end fittings may be attached to both ends, if desired.



1/8" male NPT swivel end fitting with large 0.260" internal diameter through the steel 1/8" male NPT swivel end.



Adapts 3/8" hardline tubing to stainless steel wire braided PTFE hose.

Straight
-6 Male x 1/8" MNPT



SIZE STRAIGHT
6 481662MC

90° Non-Swivel
-6 Male x 1/8" MNPT



SIZE 90°
6 482262MC

45° Swivel
-6 Male x 1/8" MNPT



SIZE 45°
6 410862MC

90° Swivel
-6 Male x 1/8" MNPT



SIZE 90°
6 400862MC

These special-made fittings were designed with a large 0.260" internal diameter hole through the 1/8" male NPT end for increased flow. The one-piece fittings are manufactured entirely from steel, while the swivel fittings have a steel body with a 1/8" male NPT thread and an aluminum forged swivel -6 nose.

FOR OFF ROAD USE ONLY. DOES NOT MEET ANY D.O.T. SPECIFICATIONS.

STEEL ADAPTERS FOR BRAKE LINES

Made of steel and plated to resist corrosion. All male flare adapters are JIC 37°. Some brake line fittings are also available in stainless. To order **stainless** - change the first digit of the part number from a "4" to a "5" EXAMPLE: 481603 changes to 581603. Call for pricing and availability.


804



**SIZE TEE BULKHEAD
ON RUN**

3	480403
4	480404

815



**MALE FLARE UNION
SM HEX LRG HEX**

481573	481503
481574	481504

816



**FLARE TO 1/8" NPT
SHORT LONG XL**

481603	481673	481683
481604	481674	481684

818

Uses
819 Sleeve



TUBE NUT

481803
481804

819

Uses
818 nut



TUBE SLEEVE

481903
481904

822



**90° FLARE TO 1/8" NPT
SHORT LONG X-LONG**

3	482203	482273	482283
4	482204	482274	482284

823



**45° FLARE TO
1/8" NPT PIPE**

482303
482304

824



FLARED TEE

482403
482404

832



Uses
924 nut.
Not
included.

FLARE BULKHEAD

483203
483204

833



Uses
924 nut.
Not
included.

**90° FLARE
BULKHEAD**

3	483303
4	483304

834



Uses
924 nut.
Not
included.

**FLARE BULKHEAD
TEE**

483403
483404

837



Uses
924 nut.
Not
included.

**45° FLARE
BULKHEAD**

483703
483704

924




**SIZE BULKHEAD
NUT**

3	492403	3/8"-24
4	492404	7/16"-20


STEEL ADAPTERS FOR BRAKE LINES

FEMALE BULKHEAD TO HOSE



PTFE HOSE SIZE	DESCRIPTION	PART NO.
3	3/8"-24 INV. FLR.	462303
3	M10 x 1.0 INV. FLR.	462313
3	M10 x 1.25 INV. FLR.	462323
3	M10 x 1.0 CONCAVE	462403

FEMALE TO MALE ADAPTERS



STANDARD



SHORT

FEMALE	MALE	PER PAIR
INVERTED FLARE 3/8"-24	3	402603
INVERTED FLARE 3/8"-24	4	402604
3/8"-24 SHORT INVERTED FLARE	3	402503
3/8"-24 SHORT INVERTED FLARE	4	402504
3/8"-24 CONCAVE	3	402613
3/8"-24 CONCAVE	4	402614
3/8"-24 SHORT CONCAVE	3	402513
3/8"-24 SHORT CONCAVE	4	402514
M10 X 1.0 INVERTED FLARE	3	410103
M10 X 1.0 INVERTED FLARE	4	410104
M10 X 1.0 CONCAVE	3	410003
M10 X 1.0 CONCAVE	4	410004
M10 X 1.25 INVERTED FLARE	3	432503
M10 X 1.25 INVERTED FLARE	4	432504
M10 X 1.25 CONCAVE	3	432513
M10 X 1.25 CONCAVE	4	432514
7/16"-24 INVERTED FLARE	3	402403
7/16"-24 INVERTED FLARE	4	402404

BULKHEAD C CLIP




This handy C-clip securely affixes brake fittings to the chassis. **PART # 402601**

GM FEMALE TEE 3/8"-24 INVERTED FLARE



Brass tee with 3/8"-24 concave inverted flares on run, 3/8"-24 straight on the branch. Use with 3/8"-24 crush washer seal adapters #402733 or 402734. **PART # 441113**

MALE FLARE SEAL ADAPTERS




CONVEX



INVERTED FLARE

SEAL THREAD	SIZE	PER PAIR
3/8"-24 INVERTED FLARE	3	402703
3/8"-24 INVERTED FLARE	4	402704
3/8"-24 SHORT INVERTED FLARE	3	402713
3/8"-24 SHORT INVERTED FLARE	4	402714
7/16"-20 INVERTED FLARE	3	402903
7/16"-20 INVERTED FLARE	4	402904
7/16"-24 INVERTED FLARE	3	402803
7/16"-24 INVERTED FLARE	4	402804
M10 X 1.0 INVERTED FLARE	3	420103
M10 X 1.0 INVERTED FLARE	4	420104
M10 X 1.0 CONVEX	3	420003
M10 X 1.0 CONVEX	4	420004
M10 X 1.25 INVERTED FLARE	3	422503
M10 X 1.25 INVERTED FLARE	4	422504
M10 X 1.25 CONVEX	3	412503
M10 X 1.25 CONVEX	4	412504

BRAKE LINE ADAPTERS FOR MOPAR MASTER CYLINDER



PART NO.	THREAD INV. FLR	MALE JIC SIZE
490803	1/2"-20	3
490903	9/16"-20	3
490933	9/16"-18	3
403033	1/2"-20 (w/ Crush Washer)	3
403034	1/2"-20 (w/ Crush Washer)	4

CRUSH WASHER SEAL ADAPTERS**



SEAL THREAD	SIZE	PER PAIR
3/8"-24	3	402733
3/8"-24	4	402734
7/16"-20	3	402933
7/16"-20	4	402934
7/16"-24	3	402833
7/16"-24	4	402834
M10 X 1.0	3	420133
M10 X 1.0	4	420134
M10 X 1.25	3	422533
M10 X 1.25	4	422534
M10 X 1.5	3	425033
M10 X 1.5	4	425034


**Crush washer included with these adapters.

SEE PAGE 88 OF TECHNICAL INFORMATION FOR DETAILS ABOUT INVERTED FLARES. FOR OFF ROAD USE ONLY. DOES NOT MEET ANY D.O.T. SPECIFICATIONS.


SPECIALTY BRAKE FITTINGS - BANJOS

XRP's specialty brake and banjos are available in steel, chrome, stainless and aluminum for a variety of popular bolt sizes and with a variety of popular end fittings. Check the chart for individual listings. Ball diameters for the various Series are listed in the notes below.

STRAIGHT EXTENDED NECK



SHORT NECK



STYLE	SERIES	BOLT SIZE	END FITTING	STEEL	CHROME	STAINLESS	ALUMINUM
STRAIGHT EXTENDED NECK	1	M10 3/8" OEM HARLEY 3/8" OEM GM	-3 MALE	441133	431133		
			-4 MALE	441144			
			-2 HOSE	441102		541102	
			-3 HOSE	441103	431103	541103	941103
			-4 HOSE	441104			
	1*	7/16"-24 OEM HARLEY	-3 MALE	440133	430133		
			-3 HOSE	440103	430103		
	2	7/16" OEM GM	-3 MALE	443133			
			-4 MALE	443144			
			-3 HOSE	443103			
-4 HOSE			443104				

STYLE	SERIES	BOLT SIZE	END FITTING	STEEL	CHROME	STAINLESS	ALUMINUM
SHORT NECK	2	M10 3/8"	-3 MALE	403803			
			-4 MALE	403804		503804	
			-3 HOSE	441503		541503	941503
			-4 HOSE	441543		541543	941543
	2	7/16"	-3 MALE	403843			
			-4 MALE	403844			
			-3 HOSE	441534		541534	
			-4 HOSE	441504		541504	
	2**	M12	-3 MALE	403812		503812	
	3	M12	-4 HOSE	441512			

NOTES:

Series 1 = Ball diameter .650" (approx. 18mm) with .327" (approx. 8mm) across flats.

Harley Series 1* = Ball diameter .750" (approx. 19mm) with .327" (approx. 8mm) across flats.


Series 2 = Ball diameter .750" (approx. 19mm) with .480" (approx. 12mm) across flats.

Series 2** = Ball diameter .750" (approx. 19mm) with .415" (approx. 11mm) across flats.


Series 3 = Ball diameter .880" (approx. 23mm) with .625" (approx. 18mm) across flats.

SPECIALTY BRAKE FITTINGS - BANJOS

20°, 40°, 90° BENT EXTENDED NECK



20° SIDE BENT EXTENDED NECK



STYLE	SERIES	BOLT SIZE	END FITTING	STEEL	CHROME	STAINLESS	ALUMINUM
20° BENT EXTENDED NECK	1	M10 3/8" OEM HARLEY 3/8" OEM GM	-3 MALE	441233	431233		
			-4 MALE	441244			
			-2 HOSE	441202		541202	
			-3 HOSE	441203	431203	541203	941203
			-4 HOSE	441204			
	1*	7/16"-24 OEM HARLEY	-3 MALE	440233	430233		
			-3 HOSE	440203	430203		
	2	7/16" OEM GM	-3 MALE	403003			
			-4 MALE	403004			
			-3 HOSE	443003			
-4 HOSE			443004				

STYLE	SERIES	BOLT SIZE	END FITTING	STEEL	CHROME	STAINLESS	ALUMINUM
40° BENT EXTENDED NECK	1	M10 3/8" OEM HARLEY 3/8" OEM GM	-3 MALE	441333	431333		
			-4 MALE	441344			
			-2 HOSE	441302		541302	
			-3 HOSE	441303	431303	541303	941303
			-4 HOSE	441304			
	1*	7/16"-24 OEM HARLEY	-3 MALE	448333	438333		
			-3 HOSE	448303	438303		


STYLE	SERIES	BOLT SIZE	END FITTING	STEEL	CHROME	STAINLESS	ALUMINUM
90° BENT EXTENDED NECK	1	M10 3/8" GM & HARLEY 3/8"	-3 MALE	448233	438233		
			-2 HOSE	448202		548202	
			-3 HOSE	448203	438203	548203	948203
	1*	7/16"-24 OEM HARLEY	-3 MALE	448033	438033		
			-3 HOSE	448003	438003		

STYLE	SERIES	BOLT SIZE	END FITTING	STEEL	CHROME	STAINLESS	ALUMINUM
20° SIDE BENT EXTENDED NECK	1	M10, 3/8" OEM HARLEY 3/8" OEM GM	-3 MALE	441433	431433		
			-2 HOSE	441402		541402	
			-3 HOSE	441403	431403	541403	941403

FOR OFF ROAD USE ONLY. DOES NOT MEET ANY D.O.T. SPECIFICATIONS.


BANJO BOLTS & CONNECTORS

Most banjo bolts are also available in aluminum and stainless. To order **aluminum** - change the first digit of part number from a "4" to a "9" EXAMPLE: 494303 changes to 994303. To order **stainless** - change the first digit of part number from a "4" to a "5" EXAMPLE: 494303 changes to 594303.




BULKHEAD TO HOSE

SIZE	DESCRIPTION	PART NO.
3	3/8"-24 FLARE	453003
3	M10 X 1.0 FLARE	453103
3	3/8"-24 INVERTED	453203
3	M10 X 1.0 INVERTED	453303



MALE TO HOSE

SIZE	DESCRIPTION	PART NO.
3	3/8"-24 FLARE	452203
3	M10 X 1.0 FLARE	452303
3	M10 X 1.25 FLARE	452403
4	7/16"-20 FLARE	452503
3	3/8"-24 INVERTED	452603



Includes 2 washers

BANJO BOLT CONNECTOR


SERIES	DESCRIPTION	PART NO.
1	3/8"-24	491013
1	M10 X 1.0	499803
1	M10 X 1.25	499903



Includes 2 washers

SINGLE BANJO BOLT


SERIES	DESCRIPTION	PART NO.
1	3/8"-24	494303
1	M10 X 1.0	494403
1	M10 X 1.25	494503
1	M10 X 1.5	494603
1*	7/16"-24 HARLEY	494724
2	M10 X 1.5 - LONG	494703
2	3/8"-24 - LONG	494313
2	M10 X 1.0 - LONG	494413
2	7/16"-20	494704
3	M12 X 1.0	494804
3	M12 X 1.5	494815



Includes 3 washers

DOUBLE BANJO BOLT

SERIES	DESCRIPTION	PART NO.
1	3/8"-24	494903
1	M10 X 1.0	495003
1	M10 X 1.25	495103
1	7/16"-20	495203
1*	7/16"-24 Harley	495724



Includes 2 washers

SGL BANJO BOLT w/ BLEED NIPPLE

SERIES	DESCRIPTION	PART NO.
1	3/8"-24	491353
1	M10 X 1.0	491363
1	M10 X 1.25	491373

NOTES: THE NOTES BELOW PERTAIN TO BANJO SPECS FROM PAGE 64-65.

Series 1 = Ball diameter .650" (approx. 18mm) with .327" (approx. 8mm) across flats.


Harley Series 1* = Ball diameter .750" (approx. 19mm) with .327" (approx. 8mm) across flats.

Series 2 = Ball diameter .750" (approx. 19mm) with .480" (approx. 12mm) across flats.

Series 2** = Ball diameter .750" (approx. 19mm) with .415" (approx. 11mm) across flats.

Series 3 = Ball diameter .880" (approx. 23mm) with .625" (approx. 18mm) across flats.

ALL HARLEY BANJO BOLTS ARE CHROME.



Includes 3 washers

DBL BANJO BOLT w/ BLEED NIPPLE

SIZE	DESCRIPTION	PART NO.
3	3/8"-24	491383
3	M10 X 1.0	491393
3	M10 X 1.25	491403



CRUSH WASHERS ALUMINUM & COPPER

SIZE	QTY	PART NO.	I.D.
3	10	890003 (copper)	3/8-10mm
3	10	890103 (alum)	3/8-10mm
4	10	890104 (alum)	7/16
12mm	10	890144 (alum)	12mm

Use with straight threaded adapter fittings when sealing at a port with no relief for an O-ring.



REPLACEMENT OLIVES

SIZE	ALUM	BRASS	STAINLESS
2	600902	600502	600702
3	600903	600503	600703
4	600904	600504	600704
6	600906	600506	600706

SOLD IN PACKS OF 5.

BANJO BOLTS & CONNECTORS

Only available in stainless



3-WAY THREAD ON BRANCH

SIZE	DESCRIPTION	PART NO.
3	3/8"-24 JIC BRANCH	451073

Only available in stainless




3-WAY HOSE W/BACKET

SIZE	DESCRIPTION	PART NO.
3	3-WAY W/ BRACKET	451113



3-WAY MALE W/BACKET

SIZE	DESCRIPTION	PART NO.
3	3-WAY CONNECTOR	451103




DOUBLE TAKE OFF BANJO

SERIES	DESCRIPTION	PART NO.
1	-3 HOSE EXTENDED	445703
2	-3 HOSE	441603
2	-3 MALE	441513

SEE PAGE 84 FOR COMPLETE ASSEMBLY INSTRUCTIONS.
FOR OFF ROAD USE ONLY. DOES NOT MEET ANY D.O.T. SPECIFICATIONS.

A/C HOSE AND REUSABLE FITTINGS

This air conditioning hose is an innovative, patent-pending design, we think will appeal to discriminating motorsports enthusiasts. We evaluated many types of A/C hose but found this one, manufactured by Eaton, to be the best. Comprised of attractive stainless steel outerbraid with an inner tube of nylon, the way it handles refrigerant is simply superior. Pair it, with the eye-catching nickel-plated steel reusable fittings, available with charge ports) and you've got assemblies that are easy to install and service anywhere.



SIZE	HOSE I.D. (IN.)	BULK HOSE* (Specify Length)	CUT TO EXACT LENGTH AND PRE-PACKAGED IN RETAIL BOX**		
			3 FT.	6 FT.	10 FT.
6	0.33"	680006	680306	680606	681006
8	0.43"	680008	680308	680608	681008
10	0.53"	680010	680310	680610	681010

TECHNICAL SPECIFICATIONS – Temperature Range: -40°F TO 250°F

SIZE	HOSE I.D. INCHES	HOSE O.D. INCHES	MAX OPERATING PRESSURE	MINIMUM BEND RADIUS	WEIGHT LBS/FT
6	0.33"	0.44"	500 PSI	4.00"	0.08
8	0.43"	0.54"	500 PSI	5.25"	0.10
10	0.53"	0.63"	500 PSI	6.50"	0.14

IMPORTANT NOTES

1. AFTER CUTTING AIR CONDITIONING HOSE, BE SURE TO CLEAN ALL DEBRIS FROM THE END OF THE HOSE TO ENSURE A SECURE SEAL BETWEEN THE TUBE AND THE SLEEVE.

2. ALWAYS BE SURE TO USE THE CORRECT LUBRICANT FOR YOUR AIR CONDITIONING SYSTEM. R-12 SYSTEMS COMMONLY USE MINERAL OIL; R-134A SYSTEMS COMMONLY USE PAG OR POLYALKYLENE GLYCOL.



* Bulk hose lengths may be slightly over or under length specified. See bulk hose shipping length patterns on price sheet or on page 97 of this catalog.

**NOTE: Pricing for pre-packaged hose includes an additional packaging charge.


SEE PAGE 87 FOR COMPLETE ASSEMBLY INSTRUCTIONS.

A/C HOSE AND REUSABLE FITTINGS

XRP offers the best nickel-plated steel A/C fittings. Some are available with a charge port. All offer superior sealing capacity and excellent refrigerant delivery. They are available in a variety of bends to fit in any engine compartment.

STRAIGHT FITTINGS

Female O-Ring Pilot



Female O-Ring Pilot w/ Charge Port



Hose to Hose w/ Charge Port



HOSE SIZE	PART NO.	HOSE SIZE	PART NO.	HOSE SIZE	PART NO.
6	681712	6	681812	6	681912
8	681713	8	681813	8	681913
10	681714	10	681814	10	681914

45° FITTING

Female O-Ring Pilot



90° FITTINGS

Female O-Ring Pilot



Female O-Ring Pilot w/ Charge Port



HOSE SIZE	PART NO.	HOSE SIZE	PART NO.	HOSE SIZE	PART NO.
6	681722	6	681732	6	681832
8	681723	8	681733	8	681833
10	681724	10	681734	10	681834

135° FITTINGS

Female O-Ring Pilot



Female O-Ring Pilot with Charge Port




REPLACEMENT PARTS

Brass Sleeves With O-Rings
6 per package



Pilot O-Rings
6 per package



HOSE SIZE	PART NO.	HOSE SIZE	PART NO.	HOSE SIZE	BRASS SLEEVES	O-RINGS
6	--	6	--	6	682430	683416
8	681793	8	681893	8	682431	683417
10	681794	10	681894	10	682432	683418

SEE PAGE 87 FOR COMPLETE ASSEMBLY INSTRUCTIONS.


PERFORMANCE ACCESSORIES

TANK CAPS



PART NO.	DESCRIPTION
821015	TANK CAP W/ ALUMINUM WELDING NECK
821025	TANK CAP & 2-5/16"-18 THREADED STEEL NECK
821030	THREADED ALUMINUM WELDING BUNG 2-5/16"-18
821035	REPLACEMENT GASKET FOR TANK CAPS

PLASTIC PLUGS & CAPS



PART NO.	SIZE	PART NO.	SIZE
840003	3 CAP	850003	3 PLUG
840004	4 CAP	850004	4 PLUG
840006	6 CAP	850006	6 PLUG
840008	8 CAP	850008	8 PLUG
840010	10 CAP	850010	10 PLUG
840012	12 CAP	850012	12 PLUG
840016	16 CAP	850016	16 PLUG
840020	20 CAP	850020	20 PLUG

SAFETY WIRE TWISTING PLIERS



PART NO.	DESCRIPTION
820001	10.5" PLIERS

XRP SAFETY WIRE



SOLD IN
1 LB. SPOOLS

PART NO.	DESCRIPTION
820020	.020 STAINLESS
820025	.025 STAINLESS
820032	.032 STAINLESS
820041	.041 STAINLESS

LIQUID FILLED PRESSURE GAUGE

1-1/2"
diameter
shown



PART NO.	THREAD SIZE	RANGE
710000	1/8" MALE NPT	0-15 PSI
710030	1/8" MALE NPT	0-30 PSI
710060	1/8" MALE NPT	0-60 PSI
710100	1/8" MALE NPT	0-100 PSI

Other ranges and mounts available.

PERFORMANCE ACCESSORIES

QUICK DISCONNECT FITTINGS



ALUMINUM	STEEL	DESCRIPTION*
977704	477704	4 TO 4
977706	477706	6 TO 6
977708	477708	8 TO 8
977712	477712	12 TO 12
977716	477716	16 TO 16

*Female pipe ends available.


ENGINE VALLEY BREATHER TUBE



Forces oil accumulation in valley for dry sump scavange. Install in lifter drain back holes. Tap drain back holes to 1/4" NPT.

PART NO.	QUANTITY
703001	1

TEMPERATURE GAUGE ADAPTERS



Allows temperature gauge probe to be installed inline using AN tee fittings

PART NO.	DESCRIPTION	SIZE
992913	AN Cap for Thermocoupler	12
992917	AN Cap for Thermocoupler	16

Caps are tapped with a 5/8"-18 thread for probe end.

CHECK VALVES



PART NO.	SIZE
732604	4 FLAPPER
732606	6 FLAPPER
732608	8 FLAPPER
732610	10 FLAPPER
732612	12 FLAPPER
732616	16 FLAPPER

Flapper uses a hinged metal gate with rubber gasket and must be installed with the direction of flow and against gravity or force (otherwise the weight of the fluid could cause the swing gate to open).

37° FLARE CONICAL SEALS



PART NO.	SIZE
820103	(Pack of 4) 3
820104	(Pack of 4) 4
820106	(Pack of 4) 6
820108	(Pack of 4) 8
820110	(Pack of 4) 10
820112	(Pack of 2) 12
820116	(Pack of 2) 16
820120	(Pack of 2) 20

Conical seals repair damaged hose end seats and male adapter fitting flares. Easy to install. Push the seals over the male flare and assemble the hose end.

WASHERS, SEALS, O-RINGS & CLAMPS

O-RINGS



SIZE	QTY	BUNA N	FKM	EPR*
3	10	801003	802003	803003
4	10	801004	802004	803004
6	10	801006	802006	803006
8	10	801008	802008	803008
10	10	801010	802010	803010
12	10	801012	802012	803012
16	5	801016	802016	803016
20	5	801020	802020	803020

*EPR - Ethylene Propylene Rubber to be used with nitromethane and alcohol fuels.

ALUMINUM CUSHION CLAMPS



HOSE SIZE*	I.D.	PART NO.	QTY.
3 (Hard Line)	3/16"	810203	10
3 (PTFE)	1/4"	810233	10
4 (PTFE)	5/16"	810244	10
4	7/16"	810204	10
6	9/16"	810206	10
8	11/16"	810208	5
10	13/16"	810210	5
12	15/16"	810212	5
16	1-3/16"	810216	5
20	1-1/2"	810220	5


*Sized for stainless steel braided hoses. Use clamp I.D. to determine size required for other hoses or tubing.

FUNNY CAR BODY WASHERS



Required by NHRA for mounting funny car body to the frame structure. Black anodized 6061-T6 aluminum. 7/8" diameter. 1/8" thick. Hole for #10 screw. Two styles available: **Part No. 897100** with flat surface and **Part No. 897182** with 82° countersink for flathead screws.

CRUSH WASHERS ALUMINUM & COPPER



SIZE	QTY	PART NO.	I.D.
3	10	890003 (copper)	3/8"-10mm
3	10	890103 (alum)	3/8"-10mm
4	10	890104 (alum)	7/16"
12mm	10	890144 (alum)	12mm
6	5	890106 (alum)	9/16"
8	5	890108 (alum)	3/4"
10	5	890110 (alum)	7/8"
12	5	890112 (alum)	1-1/16"
16	2	890116 (alum)	1-5/16"
20	2	890120 (alum)	1-5/8"

Use with straight threaded adapter fittings when sealing at a port with no relief for an O-ring.

FULL MARINE GRADE STAINLESS STEEL WORM CLAMPS



SIZE	PART NO.	QTY.	I.D. RANGE
4-8	810108	4	1/4" to 5/8"
10	810110	4	7/16" to 3/4"
12	810112	4	1/2" to 7/8"
14	810114	4	9/16" to 1-1/16"
16	810116	4	15/16" to 1-1/2"
20	810120	4	1-3/16" to 1-3/4"
28	810128	2	1-7/16" to 2"
32	810132	2	1-15/16" to 2-1/2"

For silicone hose, use our liner clamps **ONLY**.
NOTE: These clamps use full marine grade stainless steel in the band and screw.

METRIC CRUSH WASHERS



PART NO.	I.D. X O.D. X THICKNESS
89081410	8mm x 14mm x 1.0mm
89101610	10mm x 16mm x 1.0mm
89121815	12mm x 18mm x 1.5mm
89142015	14mm x 20mm x 1.5mm
89162215	16mm x 22mm x 1.5mm
89182415	18mm x 24mm x 1.5mm
89202615	20mm x 26mm x 1.5mm
89303820	30mm x 38mm x 2.0mm

STAT-O-SEALS



Our best sealing washer, Stat-O-Seal consists of a Buna N O-ring mechanically locked to the I.D. of an aluminum washer. When tightened, the O-ring is compressed around the bolt shank, forming a positive seal over a temperature range of -85° F to 450° F. Stat-O-Seal is more efficient than copper or fiber sealing washers.

PART NO.	QTY	I.D.
890203	2	3/16"
890204	2	1/4"
890205	2	5/16"
890206	2	3/8"
890207	2	7/16"
890208	2	1/2"
890209	2	9/16"
890210	2	5/8"
890212	2	3/4"
890214	2	7/8"
890216	2	1"

LINER HOSE CLAMPS FOR SILICONE HOSE



PART NO.	QTY.	SIZE
819406	4	9/16" to 13/16"
819408	4	11/16" to 15/16"
819410	4	13/16" to 1-1/16"
819412	4	15/16" to 1-1/4"
819420	4	1" to 1-3/4"
819428	2	1-5/16" to 2-1/4"
819436	2	1-13/16" to 2-3/4"
819440	2	2-1/16" to 3"
819444	2	2-5/16" to 3-1/4"
819448	2	2-9/16" to 3-1/2"
819460	2	3-5/16" to 4-1/4"

Fully lined to prevent extrusion of hose through band.

HOSE INSULATION

XRP offers several products to protect engine hoses and wires in high temperature applications. The descriptions below will help you choose the best product for your needs. All products are sold by the foot. Be sure to specify length when ordering.

FYRE JACKET



FYRE JACKET is a smooth silver silicone-coated glass sleeving, engineered to withstand continuous temperatures to 500°F. Fyre Jacket can provide short term direct flame protection and is expandable for easy installation over completed hose assemblies. XRP has sized this product to provide a tight fit on our braided stainless steel CPE hose.

SIZE*	I.D.	FYRE JACKET
3-4 PTFE	--	--
4	7/16"	320204
6	1/2"	320206
8	5/8"	320208
10	3/4"	320210
12	7/8"	320212
16	1"	320216
20	1-1/4"	320220

* Sized for stainless steel braided hose on page 4. Use I.D. dimensions for other hoses or cables.

FYRE FOIL II NHRA ACCEPTED BRAKE LINE COVERING



FYRE FOIL II is a very lightweight fiberglass sleeving laminated with a mylarized aluminum surface that provides radiant heat protection to 800°F. The mylar surface resists abrasion and brake fluid. Fyre Foil II is NOT expandable and should be slipped over the hose **BEFORE** assembly.

SIZE*	I.D.	FYRE FOIL II
3-4 PTFE	3/8"	320503
4	1/2"	320504
6	5/8"	320506
8	3/4"	320508
10	7/8"	320510
12	1"	320512
16	1-1/4"	320516
20	1-1/2"	320520
48	3-1/4"	320548

FYRE BLANKET 40" wide; sold by the foot 320500

* Sized for stainless steel braided hose on page 4. Use I.D. dimensions for other hoses or cables.

FYRE FOIL LITE SLEEVING NHRA ACCEPTED BRAKE LINE COVERING



An ultra-lightweight fiberglass laminated sleeve with a mylarized aluminum surface for radiant heat protection to 800°F, Fyre Foil Lite has an **internal seam** for a smooth exterior with **no visible stitching**. Abrasion resistant. Repels brake fluid. Fyre Foil Lite is **NOT** expandable and should be slipped over the hose **BEFORE** assembly.

SIZE	I.D.	FYRE FOIL LITE
3-4 PTFE	3/8"	320703
4	1/2"	320704
6	5/8"	320706
8	3/4"	320708
10	7/8"	320710
12	1"	320712
16	1-1/4"	320716
20	1-1/2"	320720

FYRE TAPE



FYRE TAPE is a 1" wide silicone tape product used to wrap hoses, wires and cables for protection. This product is reinforced with an embedded fiber and adheres to itself when wrapped in an overlapping manner. FYRE TAPE is sold in 36' rolls. Available in orange or silver.

PART NO.	DESCRIPTION
320200	SILVER FYRE TAPE
320000	ORANGE FYRE TAPE

SEE PAGE 86 FOR COMPLETE ASSEMBLY INSTRUCTIONS.

SILICONE HOSE

Silicone hose operating pressure varies from 50 PSI to 110 PSI depending on size. Fluid and vacuum hoses have a maximum operating temperature of 350° F. Turbo hoses have a maximum operating temperature of 500° F. **DO NOT USE WITH GASOLINE.**

COOLANT HOSE*



PART NO.	I.D.
370100	1"
370125	1-1/4"
• 372125 black w/wire	1-1/4"
570125 black	1-1/4"
370150	1-1/2"
570150 black	1-1/2"
370175	1-3/4"
570175 black	1-3/4"
370200	2"
370225	2-1/4"
370250	2-1/2"
370275	2-3/4"
370300	3"

• **NHRA ACCEPTED VENT HOSE**

VACUUM HOSE*




PART NO.	I.D.
350012	1/8"
350018	3/16"
350025	1/4"
350031	5/16"
350038	3/8"

HEATER HOSE*



PART NO.	I.D.
380025	1/4"
380031	5/16"
380038	3/8"
380050	1/2"
380062	5/8"
380075	3/4"
380100	1"

PREFORMED HOSE



	45°	90°	I.D.	RADIUS
--	390100	1"	1.5"	
--	390125	1-1/4"	1.75"	
--	390150	1-1/2"	2"	
345175	390175	1-3/4"	1.75"	
--	390200	2"	4"	
--	390225	2-1/4"	4"	
--	390250	2-1/2"	3"	
--	390275	2-3/4"	3.5"	


Other sizes available on request.

*Coolant Hose, Vacuum hose and Heater hose is sold by the foot. Specify length and remember that bulk lengths can be slightly over or slightly under. See price sheet for details.

TURBO HOSE*

3-PLY

4-PLY



3-PLY	4-PLY	I.D.
362125	364125	1-1/4"
362150	364150	1-1/2"
362175	364175	1-3/4"
362200	364200	2"
362250	364250	2-1/2"
362275	364275	2-3/4"
362300	364300	3"
362312	364312	3-1/8"
362350	364350	3-1/2"

*Turbo Hose is sold by the foot. Specify length and remember that bulk lengths can be slightly over or slightly under. See price sheet for details.

62 Series is 3-ply glass fiber reinforced.

64 Series is 4-ply glass fiber reinforced.

LINER* HOSE CLAMPS FOR SILICONE HOSE



PART NO.	QTY.	SIZE
819406	4	9/16" to 13/16"
819408	4	11/16" to 15/16"
819410	4	13/16" to 1-1/16"
819412	4	15/16" to 1-1/4"
819420	4	1" to 1-3/4"
819428	2	1-5/16" to 2-1/4"
819436	2	1-13/16" to 2-3/4"
819440	2	2-1/16" to 3"
819444	2	2-5/16" to 3-1/4"
819448	2	2-9/16" to 3-1/2"
819460	2	2-5/16" to 4-1/4"

*Liner hose clamps are fully lined to prevent extrusion of hose through band.

FLEXIBLE AIR DUCTING

XRP offers three lines of Flexible Air Ducting for racing vehicles and high performance street use. All our air ducting is designed to give top performance and long life. Details of duct construction and temperature ratings are listed below.

FLEX DUCT- NEOPRENE COATED - 88 & 881 SERIES

Both 88 Series and 881 Series hoses are neoprene coated fiberglass fabric cover and liner, permanently vulcanized together, enclosing a corrosion resistant spring steel wire helix for smoother internal flow. Externally reinforced with fiberglass cord. Eliminates kinking where sharp bends may be encountered. 881 hose does not have the inner liner and is available in 1.25", 2.5" and 3".

SOLD IN 12-FOOT LENGTHS

TEMPERATURE RANGE: -65° F TO +300° F




PART NO.	I.D.
880010	1"
880012	1.25"
880015	1.5"
880020	2"
880025	2.5"
880030	3"
880035	3.5"
880040	4"
880050	5"
881012	1.25" Unlined
881025	2.5" Unlined
881030	3" Unlined

HI TEMP FLEX DUCT - SILICONE COATED - 89 SERIES

Similar to Neoprene Flex Duct, but with a silicone rubber coated fiberglass fabric cover and liner. Liner and cover are permanently vulcanized together, enclosing the core helix for smoother internal flow. Externally reinforced with fiberglass cord.

SOLD IN 12-FOOT LENGTHS

TEMPERATURE RANGE : -75° F TO +500° F (+600° F INTERMITTENT HEAT)



PART NO.	I.D.
890006	0.625"
890010	1"
890012	1.25"
890015	1.5"
890020	2"
890025	2.5"
890032	3.25"
890030	3"
890035	3.5"
890040	4"
890047	4.75"
890050	5"

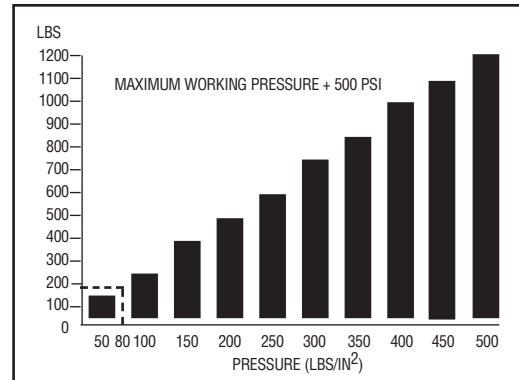
AIRJACK SYSTEMS

Strong, reliable Airjack Systems, manufactured by James Lister & Sons in England, offer the ultimate in high performance, materials and design. Jack bodies are made from a high strength alloy missile forging hard anodized and PTFE dipped for longer wear. All Airjacks feature inner springs of HS3 spring steel, extra-tough steel extruded pistons with hard chrome finish, sintered bronze bearings and hard anodized foot. See bar charts for lifting capacities. JLS Airjack Systems are used by Saloon, Sportscar and GT series teams throughout the world. The AJ-03 series, with greater lift capacity, can be used in conjunction with the AJ-01 in the same system, because both have the same working pressure. We also offer lightweight units with a composite carbon fiber piston rod, which are listed below with the letter "C" after the part number. The most popular lengths and strokes in stock. Special orders are available. Call for details.

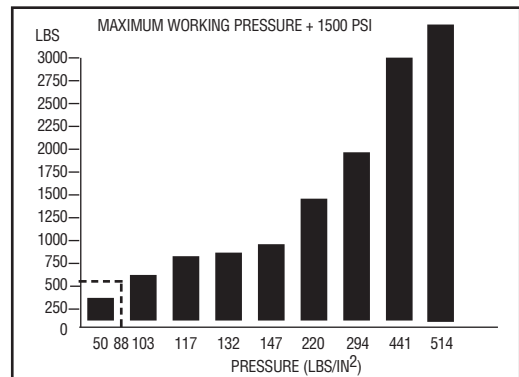
ALL JACKS HAVE INLET PORT THREAD OF M14 X 1.5 AND 35 BAR WORKING PRESSURE (500 PSI).



LIFTING CAPACITY - 52 MM



LIFTING CAPACITY - 88 MM



52 MM CYLINDER DIAMETER AIRJACK SYSTEMS

JLS CODE	PART NO.	OVERALL LENGTH	MAX LIFT CAPACITY*	STROKE	WEIGHT
AJ 01	870010	16.125" (407 MM)	1,100 LBS./500 KG	10.625" (270 MM)	2.97 LBS. (1.35 KG)
AJ 02	870007	12" (305 MM)	1,100 LBS./500 KG	7.062" (180 MM)	2.42 LBS. (1.10 KG)
AJ 01C (carbon fiber)	870020	16.125" (407 MM)	1,100 LBS./500 KG	10.625" (270 MM)	2.20 LBS. (1.00 KG)
AJ 02C (carbon fiber)	870027	12" (305 MM)	1,100 LBS./500 KG	7.062" (180 MM)	1.87 LBS. (0.85 KG)

88 MM CYLINDER DIAMETER AIRJACK SYSTEMS

JLS CODE	PART NO.	OVERALL LENGTH	MAX LIFT CAPACITY*	STROKE	WEIGHT
AJ 03	870011	14" (355 MM)	3,300 LBS./1500 KG	9" (230 MM)	5.06 LBS. (2.30 KG)
AJ 04	870012	8.86" (225 MM)	3,300 LBS./1500 KG	4.33" (110 MM)	3.52 LBS. (1.60 KG)
AJ 03C (carbon fiber)	870021	14" (355 MM)	3,300 LBS./1500 KG	9" (230 MM)	4.29 LBS. (1.95 KG)
AJ 04C (carbon fiber)	870022	8.86" (225 MM)	3,300 LBS./1500 KG	4.33" (110 MM)	2.97 LBS. (1.35 KG)

*Maximum lift capacity shown at 500 PSI (35 BAR)


AIRJACK FITTINGS & ACCESSORIES



AIRJACK SUPPORT STANDS

These stands prevent the retraction of the piston in case air supply is cut off. A great fail-safe.


PART NO.	DESCRIPTION & STROKE
871007	FOR 52 MM JACKS/ 7" STROKE
871010	FOR 52 MM JACKS/ 10" STROKE
871011	FOR 88 MM JACKS/ 9" STROKE
871012	FOR 88 MM JACKS/ 4" STROKE



LANCE

For use with either high pressure or low pressure Airjack Systems. Easy to use.

PART NO.	DESCRIPTION
870008	LANCE



PROBE

Can be used to temporarily keep the Airjacks activated without the need for a continuous air supply. Special coating ensures smooth operation and durability.

PART NO.	DESCRIPTION
870009	PROBE



BANJO FITTINGS, ADAPTERS, BOLTS, TEES & CONNECTORS


Some popular fittings listed below. See pages 32-35 of this catalog for an extensive range of choices from XRP.

PART NO.	DESCRIPTION
871406	M14 X 1.50 TO -6 MALE AN INLET FITTING
871416	14MM BANJO TO -6 MALE AN SINGLE TAKE OFF
871426	14MM BANJO TO -6 MALE AN DOUBLE TAKE OFF
871430	M14 X 1.50 BOLT (WITH CRUSH WASHERS)



ADJUSTING NUTS AND REPAIR SEALS


PART NO.	DESCRIPTION
870002	AIRJACK ADJUSTING NUT FOR 52MM MODELS (3)
870004	AIRJACK ADJUSTING NUT FOR 88MM MODELS (3)
870001	AIRJACK REPAIR SEAL FOR 52MM MODELS (1 EACH)
870003	AIRJACK REPAIR SEAL 88MM MODELS (1 EACH)



TUBE FLARING TOOLS

Designed specifically for 37° flaring hardline tubing. ROLL Flaring Tool deburs too!

PART NO.	DESCRIPTION	TUBE SIZES
821050	ROLL-FLAIR FLARING TOOL	1/8, 3/16, 1/4, 3/8, 7/16, 1/2, 5/8, 3/4
821051	IMPACT FLARING TOOL	1/8, 3/16, 1/4, 3/8, 7/16, 1/2, 5/8



ALUMINUM TUBING ADAPTERS

PART NO.	A FITTING SIZE	B TUBE SIZE
992005	-6 AN Male	5/16"
992006	-6 AN Male	3/8"
992008	-8 AN Male	1/2"
992010	-10 AN Male	5/8"
992105	-6 AN Female	5/16"
992106	-6 AN Female	3/8"
992108	-8 AN Female	1/2"
992110	-10 AN Female	5/8"
992112	-12 AN Female	3/4"


50 PSI MAXIMUM. CALL FOR INCREASED PRESSURE INFORMATION.

STACK PLATE OIL COOLERS

XRP offers a terrific selection of the industry's highest quality coolers in a wide range of applications and profiles. We have the two most popular profiles, **Series 81 and Series 86**, in stock and custom orders are available too. See individual listings and approximate dimensions below. These stack plate oil coolers are fully brazed on all contact surfaces inside and out. Highly efficient heat exchange.

IMPORTANT NOTE:

Coolers have a female M22 x 1.5 ORB to accept screw-in adapters with different AN male sizes. Please specify adapter size on all coolers which have 22 as the last digits of the part number, as well as on applicable custom orders.



81 SERIES

PART NO.	NO. OF ROWS	MATRIX HEIGHT	TOTAL WIDTH	SIZE FITTING
810722	7	2"	8-1/4"	FEMALE M22 X 1.5 PORT
811022	10	3"	8-1/4"	FEMALE M22 X 1.5 PORT
811322	13	3-7/8"	8-1/4"	FEMALE M22 X 1.5 PORT
811338	13	3-7/8"	8-1/4"	3/8" NPT FEM
811622	16	4-7/8"	8-1/4"	FEMALE M22 X 1.5 PORT
811922	19	5-3/4"	8-1/4"	FEMALE M22 X 1.5 PORT
812522	25	7-5/8"	8-1/4"	FEMALE M22 X 1.5 PORT
813422	34	10-1/4"	8-1/4"	FEMALE M22 X 1.5 PORT
817222	72	22-1/4"	8-1/4"	FEMALE M22 X 1.5 PORT
817213	72	22-1/4"	8-1/4"	12 DIAGONAL FLOW

86 SERIES

PART NO.	NO. OF ROWS	MATRIX HEIGHT	TOTAL WIDTH	SIZE FITTING
860722	7	2"	13"	FEMALE M22 X 1.5 PORT
861022	10	3"	13"	FEMALE M22 X 1.5 PORT
861322	13	3-7/8"	13"	FEMALE M22 X 1.5 PORT
861338	13	3-7/8"	13"	3/8" NPT FEM
861622	16	4-7/8"	13"	FEMALE M22 X 1.5 PORT
861638	16	4-7/8"	13"	3/8" NPT FEM
861905	19	5-3/4"	13"	1/2" NPT FEM
861909	19	5-3/4"	13"	8 AN MALE 2 PASS
861922	19	5-3/4"	13"	FEMALE M22 X 1.5 PORT
861938	19	5-3/4"	13"	3/8" NPT FEM
862522	25	7-5/8"	13"	FEMALE M22 X 1.5 PORT
862509	25	7-5/8"	13"	8 AN MALE 2 PASS
862511	25	7-5/8"	13"	10 AN MALE 2 PASS
862513	25	7-5/8"	13"	12 AN MALE 2 PASS
862538	25	7-5/8"	13"	3/8" NPT FEM
863422	34	10-1/4"	13"	FEMALE M22 X 1.5 PORT
864022	40	12-1/8"	13"	FEMALE M22 X 1.5 PORT
865022	50	15-1/4"	13"	FEMALE M22 X 1.5 PORT
866022	60	18-1/2"	13"	FEMALE M22 X 1.5 PORT

HOW TO ORDER CUSTOM OIL COOLERS BY PART NUMBER

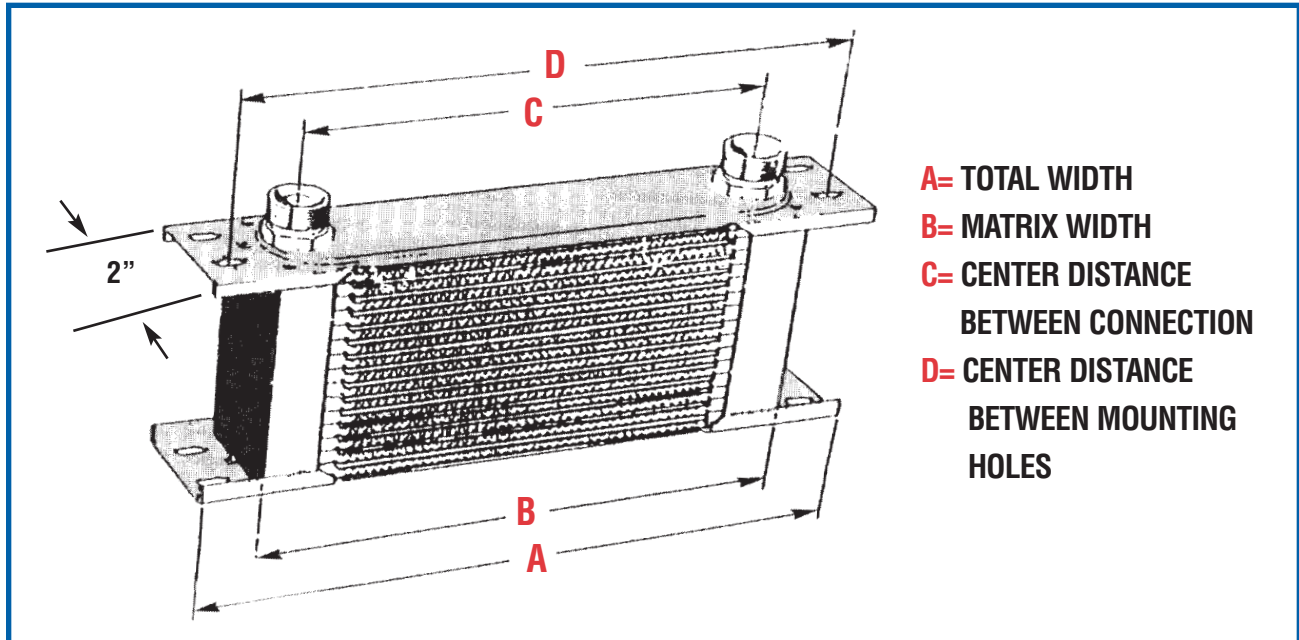
The first two digits of part numbers indicate type, the second two digits indicate the number of rows and the last two digits indicate inlet/outlet size. Let's use 861338 as an example:

86 TYPE **13** NO. OF ROWS **38** INLET/OUTLET SIZE

On all coolers that require 6, 8, 10 or 12 AN MALE, the last two digits will be 22 signifying that they have a female M22 x 1.5 ORB to accept screw-in adapters with different AN male sizes. Please specify adapter size on all coolers which have 22 as the last digits of the part number. For example, for 865022, specify adapter size.

86 TYPE **50** NO. OF ROWS **22** INLET/OUTLET SIZE

STACK PLATE OIL COOLERS



INVENTORY STATUS	SERIES TYPE	(A) TOTAL WIDTH	(B) MATRIX WIDTH BETWEEN CONNECTION	(C) CENTER DISTANCE BETWEEN MNTG. HOLES	(D) CENTER DISTANCE
IN STOCK	81	8.250"	6.500"	5.125"	7.500"
CUSTOM ORDER	82	9.000"	7.250"	6.000"	8.250"
CUSTOM ORDER	83	10.000"	8.250"	7.000"	9.250"
CUSTOM ORDER	84	11.000"	9.250"	8.000"	10.250"
CUSTOM ORDER	85	12.000"	10.250"	9.000"	11.250"
IN STOCK	86	13.000"	11.250"	10.000"	12.250"
CUSTOM ORDER	87	14.000"	12.250"	11.000"	13.250"
CUSTOM ORDER	88	15.000"	13.250"	12.000"	14.250"
CUSTOM ORDER	89	16.000"	14.250"	13.000"	15.250"

SEE DIAGRAM ABOVE FOR (A) (B) (C) (D).

SCREW-IN ADAPTERS FOR STACK PLATE OIL COOLERS



PART NO.	DESCRIPTION	SIZE
922004	M22 X 1.5 ORB	4 AN MALE
922006	M22 X 1.5 ORB	6 AN MALE
922008	M22 X 1.5 ORB	8 AN MALE
922010	M22 X 1.5 ORB	10 AN MALE
922012	M22 X 1.5 ORB	12 AN MALE

TRANSMISSION COOLER TAKEOFF



For use with TH350, TH400 or 700R4

1 pair with crush washers

PART NO.	DESCRIPTION
940006	1/4" NPS STRAIGHT PIPE TO 6 AN



DOUBLE SWIVEL TRIPLE-SEALED FITTINGS FOR STACK PLATE OIL COOLERS

Designed to mount directly onto stack plate oil cooler inlets. For use with XRP HS-79 Smooth-Bore PTFE hose, Braided Stainless Steel CPE hose or XR-31 hose. 45° and 90° in stock. 30°, 60°, 120°, 150° and 180° by special order.

SIZE	ANGLE	PART NO. FOR SS CPE HOSE	PART NO. FOR HS-79 HOSE
6	45°	204506M22	224506M22
6	90°	209006M22	229006M22
8	45°	204508M22	224508M22
8	90°	209008M22	229008M22
10	45°	204510M22	224510M22
10	90°	209010M22	229010M22
12	45°	204512M22	224512M22
12	90°	209012M22	229012M22

ENGINE BEARINGS - ALECULAR PRO SERIES

Alecular Engine Bearings are proven effective on circle track engines running at 8000 rpm, on Top Fuel blown engines producing over 5500 HP as well as on high performance street vehicles.

Alecular material offers an extremely high temperature threshold, high load capacity, excellent conformability and embedability.

Manufactured by King Bearings, a leader in the bearing field, Alecular bearings are subjected to strict tolerance control ensuring that the shells are matched to .0001" within a set, which means no more broken sets due to shell variations.



ENGINES LISTED IN THIS COLUMN MAY USE...

ANY OF THESE ROD BEARINGS...

AND ANY OF THESE MAIN BEARINGS

Chevy V8 305 1976-93 Chevy V8 350 1967-93	CR-850-HP* dowel hole OR CR-848-HP* no dowel hole	MB-5142-HP* 240° grooved OR MB-5160-HP* fully grooved
Chevy V8 302 1967 Chevy V8 327 1962-67	CR-852-HP dowel hole OR CR-851-HP no dowel hole	- -
Chevy V8 400 1970-80	CR-850-HP* dowel hole OR CR-848-HP* no dowel hole	MB-5143-HP* 240° grooved OR MB-5163-HP* fully grooved
Chevy V8 396 1965-70 Chevy V8 427 1966-93 Chevy V8 454 1970-93	CR-853-HP dowel hole OR CR-849-HP no dowel hole	MB-5147-HP** 240° grooved OR MB-5164-HP fully grooved
Chrysler V8 426 Alum. Hemi. (Standard Only)	CR-840-HP 8 uppers & 8 lowers OR CR-863-HP 16 uppers only OR CR-838-HP 16 lowers only	MB-5116-HP full set OR MB-5154-HP 10 lowers including 2 lower flanges OR MF-5116-HP flanges only, 2 uppers, 2 lowers OR MB-5218-HP 10 uppers including 2 upper flanges
Ford V8 289 1963-68 Ford V8 302 1968-93	CR-855-HP dowel hole OR CR-854-HP no dowel hole	MB-5161-HP 240° grooved OR MB-5162-HP fully grooved
Ford V8 351C 1970-74 including NASCAR/ARCA w/ 2.100" rod journal	CR-848-HP* no dowel hole	MB-5169-HP 240° grooved
Ford V8 429 1963-73, 1979-98 Ford V8 460 1968-98	CR-874-HP*** no dowel hole	MB-5242-HP*** 240° grooved

SIZES AVAILABLE:

STDX (.001 extra clearance), **STD** .001, .010X, .010, .011, .020

Chrysler Hemi: STD Only.

*Also available in .020X, .020, .021 and .030

**Also available in .030

***Also available up to .011 only, except CR-874-HP is also available in .020 & .030

BEARING FEATURES:

Micro-fine unplated finish.

Mains are narrowed for large radii crankshaft. 240° extended grooving. 5/16" chamfered oil holes.

Rods have large 45° chamfer on crank cheek side of bearing.

INSTALLATION ACCESSORIES & TOOLS

Anodized color coded wrenches sized to fit the swivel nuts on hose ends. These wrenches have a fully radiused edge to fit your hand. Machined from heat treated 6061 aluminum alloy to withstand the demands of professional race teams. Available single or double ended. USE STEEL WRENCHES FOR HOSE END ASSEMBLY.

PRO SERIES WRENCHES - SINGLE END



PART NO.	DESCRIPTION
750001	SINGLE END - COMPLETE SET 3-20
750003	SINGLE END - SIZE 3
750004	SINGLE END - SIZE 4
750006	SINGLE END - SIZE 6
750008	SINGLE END - SIZE 8
750010	SINGLE END - SIZE 10
750012	SINGLE END - SIZE 12
750016	SINGLE END - SIZE 16
750020	SINGLE END - SIZE 20

PRO SERIES WRENCHES - DOUBLE END



PART NO.	DESCRIPTION
750000	DOUBLE END - COMPLETE SET 3-20
750404	DOUBLE END - SIZE 3 AND 4
750208	DOUBLE END - SIZE 6 AND 8
750112	DOUBLE END - SIZE 10 AND 12
750520	DOUBLE END - SIZE 16 AND 20

ALUMINUM VISE JAWS



These aluminum vise jaw inserts will protect your hose ends during assembly. Each jaw has a magnetic backing to hold it securely in place. Sold in pairs.

PART NO.	DESCRIPTION
821010	ALUMINUM VISE JAW SET

INSTALLATION TIPS


STAINLESS STEEL AND XR-31 HOSE ASSEMBLIES



Step 1



Step 2



Step 3



Step 4



Step 5



Step 6



Step 7

1 Wrap hose tightly with tape at cutting point. Using a fine tooth hacksaw, cable cutters or XRP Cut-Off Blade, cut the hose in the middle of the tape. **IMPORTANT: Remove tape after cutting, being careful not to fray the braid. Failure to remove tape can impede hose assembly and lead to fitting blow off. Under no circumstances should tape be left on the hose during assembly.**

2 Slip hose into socket to the depth indicated by the hose insertion mark on the outside of the socket. This should be just short of the back of the threads.

3 VERY IMPORTANT - Mark hose with tape or suitable marking device at rear of socket. This mark will later indicate to you if the hose has pushed out of the socket during assembly.

4 Using an anti-seize lubricant, liberally lubricate inside of hose and threads on the nipple.

5 Holding nipple horizontally in a vise, push socket end carefully with hose onto nipple with a turning motion and engage nipple threads into those of the socket. Continue tightening by hand as far as possible to make sure that the threads are properly mated and no cross threading has occurred.

6 Using a wrench, complete tightening assembly. When properly assembled, a small gap of .030" or less should exist between the socket and shoulder of the nipple.

7 VERY IMPORTANT - Check mark made on hose in Step 3 for any evidence of push-out.

8 Hose assembly should be cleaned and tested to **twice the maximum operating pressure**. Hose assembly should also be checked for any leakage under **normal operating conditions**.

INSTALLATION TIPS

PUSH-ON HOSE ASSEMBLIES

- 1 Using a fine tooth hacksaw or XRP Cut-Off Blade, cut the hose at the required length.
- 2 Clean away any loose debris from both ends and inside the hose. Secure a fitting in a bench vise and attach hose end to the fitting.
- 3 Lubricate the fitting tail and inside the hose. For easier fitting, you can use a hot air gun to gently warm the hose.
- 4 Push the hose over the fitting tail, until it is tight behind the hose finisher.
- 5 Hose assembly should be cleaned and tested to **twice the maximum operating pressure**. Hose assembly should also be checked for any leakage under **normal operating conditions**.



Step 1



Step 2



Step 3



Step 4



PUSH-ON CLAMP INSTALLATION

For severe race use, high temperature or oil line applications.



Step 1



Step 2




Step 3




Step 4

PUSH-ON CLAMP REMOVAL



Step 1



Step 2



Step 3

IMPORTANT SAFETY NOTE: When cutting, assembling or pressure testing any XRP hose and/or fittings, appropriate regulation protective eyewear should be worn at all times.

INSTALLATION TIPS

PTFE HOSE ASSEMBLIES




Step 1



Step 2



Step 3



Step 4




Step 5




Step 6



Step 7



Step 8



Step 9

1 Wrap hose with tape at cut-off point and cut through the tape with a fine-tooth hacksaw or XRP Cut-Off Blade. **IMPORTANT: Remove tape and deburr the tube.**

2 When braided PTFE hose is cut, one end will naturally try to flare away from the tube and the other end will remain tighter to the hose. Slip the socket onto the hose over the tighter end. Be sure the threads are facing the cut end as shown.

3 Position Separating Tool, **Part No. 821060** as seen on page 60, and clamp horizontally in the vise. Slip the hose on the mandrel of the tool.

4 Move the hose with a twisting motion, allowing the edge of the Separating Tool to get under the braid and begin to flare it away from the tube. This will allow the olive to be installed.

5 Remove the hose from the mandrel and push the olive onto the tube and under the outer braid.

6 Slip the hose with the olive on the tube back on the mandrel of the Separating Tool, still in the vise. Push forward on the tube, allowing the flaring edge of the tool to firmly seat the olive on the tube. The mandrel of the tool will prevent the tube from collapsing inside the olive and keep it sized properly.

7 Remove the hose from the Separating Tool and inspect the tube inside the olive, making sure it is pushed fully forward and that the olive is under the outer braid. Check inside of tube for any debris or damage.

8 Position nipple end in vise and firmly clamp. Slip the hose and olive carefully onto the nipple stem. It should go on easily.

9 Apply an oil or anti-seize lubricant to the nipple threads.

10 While holding the hose, firmly on the nipple in the vise, move the socket on the hose forward over the flared braid and olive. Carefully engage the socket onto the nipple's threads and tighten by hand. Make certain that the threads are engaged correctly and you do not cross-thread them. Continue to tighten by hand.

11 Using a wrench, finish tightening the socket onto the nipple stem. When properly assembled, a small space between the nipple hex and the socket of .030" or less should exist when the socket feels tight. The socket should not tighten easily on up to the nipple's hex shoulder. If this happens, it is an indication that the braid may not be properly retained between the socket and the olive.

12 Clean and test assembly at **twice the maximum operating pressure**. Recheck assembly for leaks under **normal operating conditions**.



Step 10



Step 11

INSTALLATION TIPS


HS-79 & HS-79 WITH CSM HOSE ASSEMBLIES



1 Use the XRP Hose Cut-Off Blade to cut the hose to the proper length. The toothless knife edge wheel will provide a clean and square cut. May be used on stainless steel braided hose also.



2 Slip the crimp collar over the hose until the inside flange of the collar is against the face of the hose.



3 Push the nipple into the hose until the back of the nipple's locking flange is approximately 0.050" away from the face of the crimp collar, as shown at **A**. Without moving the nipple, carefully slide the crimp collar over the nipple until the collar's locking flange engages the locking groove on the nipple, as shown in **B**.



4 Insert the lower half of the crimp die into the crimping machine, making sure it is placed under the spring steel clips to hold it in place.



5 Position the hose assembly into the crimp die. Be careful not to disturb the nipple and collar placement.



6 Place the upper half of the crimp die over the assembly in the crimper.



7 Install the tapered die pusher ring plate over the crimp die. Push the plate down by hand, until the crimp die is snug on the crimp collar. Make sure the die covers the entire length of the collar.



8 Place the pusher cone into the crimp machine and pump the handle until the cone just contacts the pusher ring plate. Now, recheck! Make certain that the crimp collar is fully covered by the crimp die and the nipple has not moved.



9 Continue pumping the handle until the crimp die cage is completely closed and the pressure on the gauge indicates 4,000 to 5,000 psi. Larger sizes may require more pressure. Each die has been manufactured to provide the proper finished diameter crimp. Pressure test and inspect the finished hose assembly.

IMPORTANT SAFETY NOTE: When cutting, assembling or pressure testing any XRP hose and/or fittings, appropriate regulation protective eyewear should be worn at all times.

INSTALLATION TIPS


FYRE JACKET INSTALLATION

1 FYRE JACKET is easiest to install at the time of hose assembly. However, with a bit more effort, it may be installed onto an already existing hose assembly. Assemble one hose end and insert a threaded plug into the female end fitting. Wrap tape around the opposite end of the hose to prevent it from snagging the inside of the FYRE JACKET and keep any debris out of the hose during installation. Plug off both end fittings if covering a previously assembled hose.

2 Cut the FYRE JACKET to the proper length and slip it over the unassembled end of the hose or, if installing on an existing assembly, one of the plugged end fittings.

3 While a helper pushes the hose forward into the FYRE JACKET, he can grab the installed end of the FYRE JACKET and try to pull it toward him and onto the hose. USING GREAT CAUTION and with proper eye protection on both you and your helper, apply a VERY SMALL amount of compressed air into the open end of the FYRE JACKET while your helper continues to grab the FYRE JACKET and pull it onto the hose. The compressed air should be only sparingly applied to just slightly expand the FYRE JACKET and allow it to slide easily over the hose. DO NOT INFLATE THE FYRE JACKET as this could cause injury or death.

4 Center the FYRE JACKET on the hose using the compressed air under the FYRE JACKET, if necessary. Install the remaining hose end fitting if needed. Tape or seal the cut ends of the FYRE JACKET as needed to prevent any fluids from wicking into the exposed fibers. Silver silicone FYRE TAPE, part no. 320200, is excellent for this protection.



Step 1



Step 2



Step 3



Step 4



Completed



OVERBRAID INSTALLATION

1 Slide overbraid over the hose and stretch until snug.

2 Mark length and cut the ends with tin snips.

3 Reconnect hose to end fitting and secure with clamp or hose finisher as desired.



Step 1



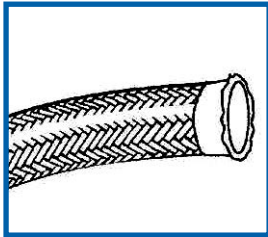
Step 2



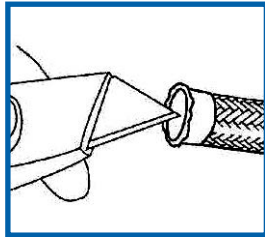
Step 3

INSTALLATION TIPS

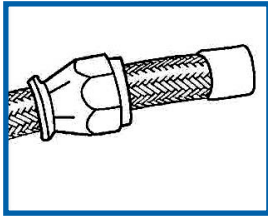
AIR CONDITIONING HOSE & FITTINGS




Step 1



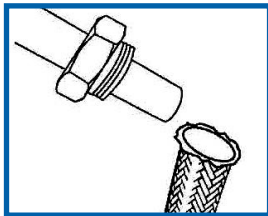
Step 2



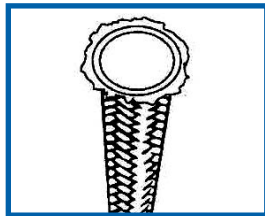
Step 3



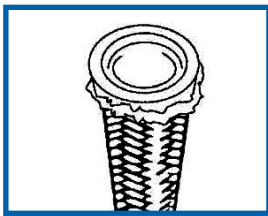
Step 4



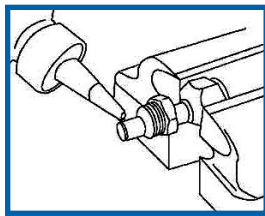
Step 5



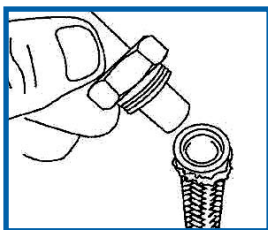
Step 6



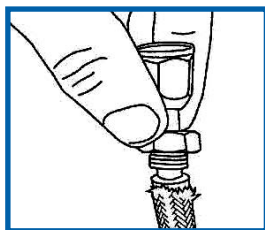
Step 7



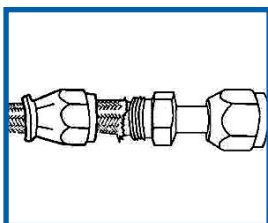
Step 8



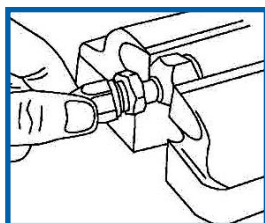
Step 9



Step 10



Step 11



Step 12

1 Wrap hose with tape at cut-off point and cut through the tape with a fine-tooth hacksaw or XRP Cut-Off Blade. **Make a clean, straight cut.**

2 Remove burrs and debris. Clean hose thoroughly before assembly.

3 Insert the hose through the socket with the threads facing in the direction that the nipple will be inserted.

4 Once the socket is slid onto the hose, carefully remove **all** the tape.

5 Gently insert an Aeroquip FT1038A hose tool (available from XRP) or the fitting nipple end into the inside diameter opening of the blue core tube of the A/C hose.

6 Using a slow rotating motion, roll the hose tool or nipple end around the inside of the hose so that the braid separates from the tube as shown. Do not stretch the tube out too much or it will not fit into the sleeve in Step 7.

7 Push the sleeve over the end of the blue tube and under the wire braid by hand. To position the sleeve, push the hose end against a flat surface. Check to see that the tube stock butts against the O-ring on the inside of the sleeve. **Do not kink or damage the hose or a new piece must be cut and used.**

8 Lubricate the nipple with refrigerant oil.

9 Insert lubricated nipple into the hose.

10 Use a rotating motion until the nipple has bottomed out into the sleeve. **Be very careful not to kink or crush the hose.**

11 With the nipple fully inserted, slide the socket back up on the hose to the nipple threads.

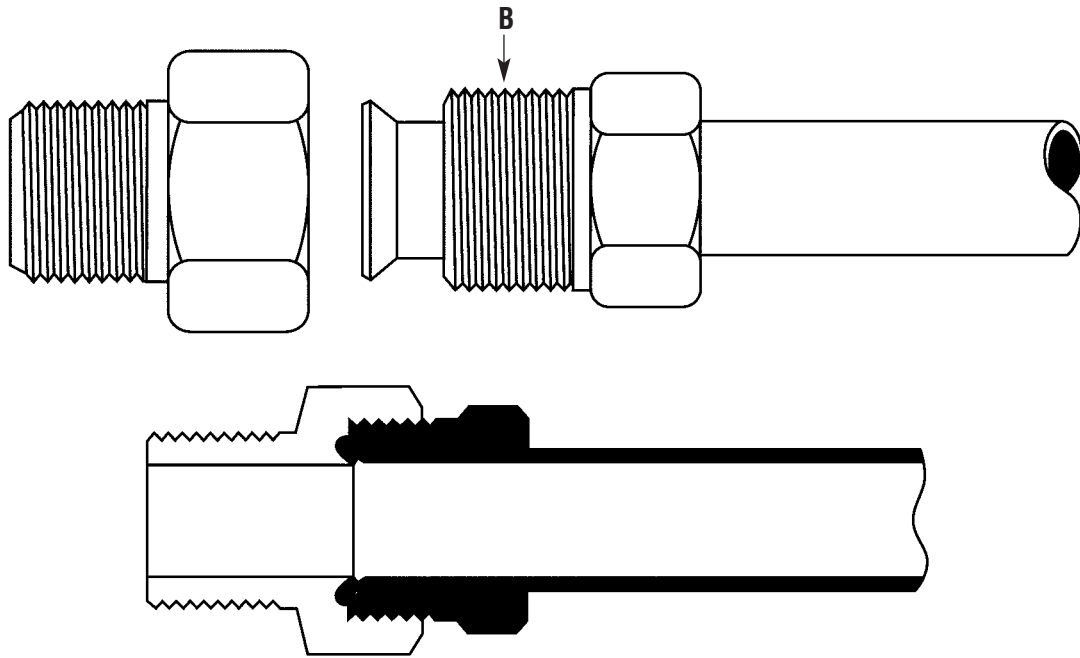
12 With the nipple end held securely in a vise, hand tighten the socket to the nipple. Then, using a wrench, tighten the socket the rest of the way onto the nipple. It is OK if the hose rotates during this process. **Do not overtighten the threads as this could cause stripping.**

13 Repeat Steps 2 through 12 to complete the other end of the hose assembly. Once assembled, **remove any contaminants from the hose before installing it into the A/C system.**

IMPORTANT SAFETY NOTE: When cutting, assembling or pressure testing any XRP hose and/or fittings, appropriate regulation protective eyewear should be worn at all times.

TECHNICAL INFORMATION

INVERTED FLARE FITTINGS




TUBE O.D.	1/8	3/16	1/4	5/16	3/8	7/16	1/2	5/8	3/4	7/8	1
THREAD SIZE-B	5/16-28	3/8-24	7/16-24	1/2-20	5/8-18	11/16-18	3/4-18	7/8-18	1-1/16-16	1-3/16-16	1-5/16-16

This chart shows the common thread sizes for inverted flare fittings and tubing.

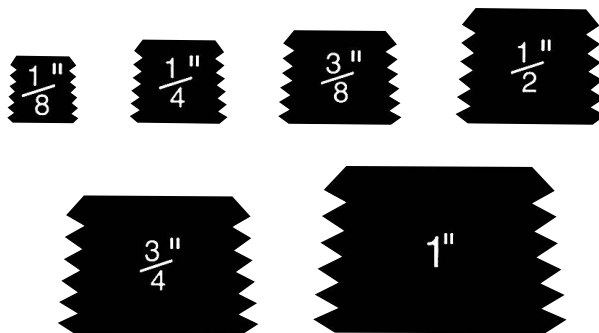
TECHNICAL INFORMATION

UNDERSTANDING AN THREAD SIZES Use the figures below to determine the AN thread size before ordering. The chart at the right shows the corresponding metal tube outer diameter and thread size for each size.



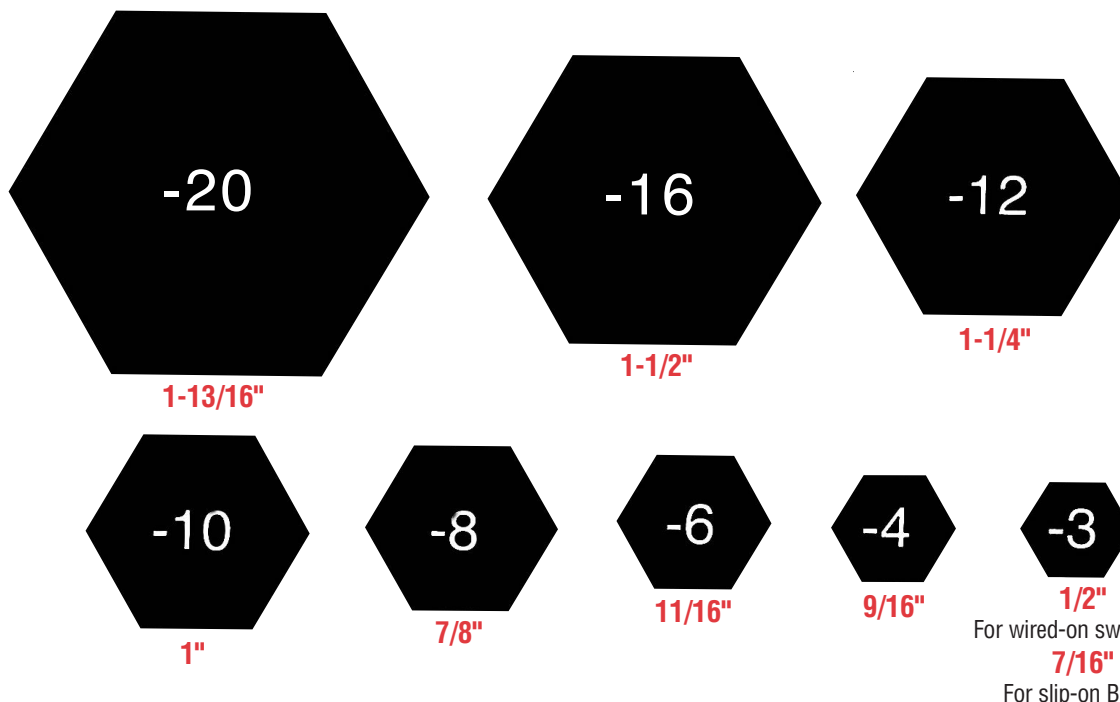
AN SIZE	METAL TUBE O.D.	THREAD SIZE
3	3/16"	3/8"-24 UNJ
4	1/4"	7/16"-20 UNJ
5	5/16"	1/2"-20 UNJ
6	3/8"	9/16"-18 UNJ
8	1/2"	3/4"-16 UNJ
10	5/8"	7/8"-14 UNJ
12	3/4"	1-1/16"-12 UNJ
16	1"	1-5/16"-12 UNJ
20	1-1/4"	1-5/8"-12 UNJ

UNDERSTANDING NPT THREAD SIZES Use the figures below to determine the NPT thread size before ordering. The chart at the right shows the corresponding thread size, threads per inch, outer diameter and closest AN fitting size for each.



PIPE THREAD SIZE	THREADS PER INCH	PIPE O.D.	CLOSEST AN FITTING SIZE
1/8"	27	.405"	4
1/4"	18	.540"	6
3/8"	18	.675"	8
1/2"	14	.840"	10
3/4"	14	1.050"	12
1"	11-1/2	1.315"	16
1-1/4"	11-1/2	1.660"	20

DETERMINING B-NUT SIZES Use the figures below to determine the B-nut size before ordering.



For wired-on swivel nut.
7/16"
For slip-on B-nut.

TECHNICAL INFORMATION

STANDARD TORQUE LIMITS FOR HOSE AND TUBE COUPLING NUTS

*Inch Pounds Shown

TUBE O.D.	HOSE SIZE	NUT HEX	A	B	C
1/4"	-4	9/16"	50-65	135-150	100-120
3/8"	-6	11/16"	110-125	270-300	210-250
1/2"	-8	7/8"	210-250	400-500	340-420
5/8"	-10	1"	300-350	650-700	400-480
3/4"	-12	1-1/4"	425-500	900-1000	725-850
1"	-16	1-1/2"	600-700	1200-1400	900-1150
1-1/4"	-20	2"	680-800	1200-1400	900-1150

$$\frac{\text{*Inch Pounds}}{12} = \text{Foot Pounds}$$

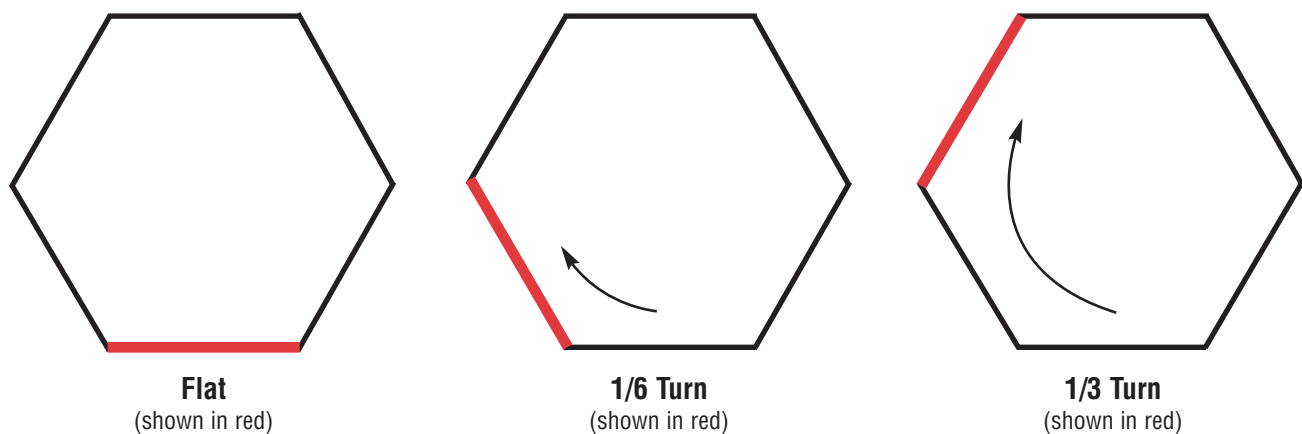
Over tightening of hose and tube coupling nuts will cause **thread and seal damage** and can result in **leakage**. Torque values are for threads lubricated with hydraulic fluid, 30 weight motor oil or antiseize compound.

KEY

- A** - Steel or aluminum flared fitting nuts and tube sleeves, AN818 and AN819: used on aluminum tube.
- B** - Steel or aluminum flared fitting nuts and tube sleeves, AN818 and AN819: used on steel tube.
- C** - Steel or aluminum flared fitting hose coupling nuts.

Where use of a torque wrench is not feasible, use a conventional wrench to tighten the coupling nuts. Tighten until a distinct increase in the torque is noted. Continue tightening an additional 1/6 of a turn. Back off the nut. Again, tighten until a distinct increase in the torque is noted. Continue tightening an additional 1/6 to 1/3 of a turn.


NOTE: One hex flat = 1/6 of a turn



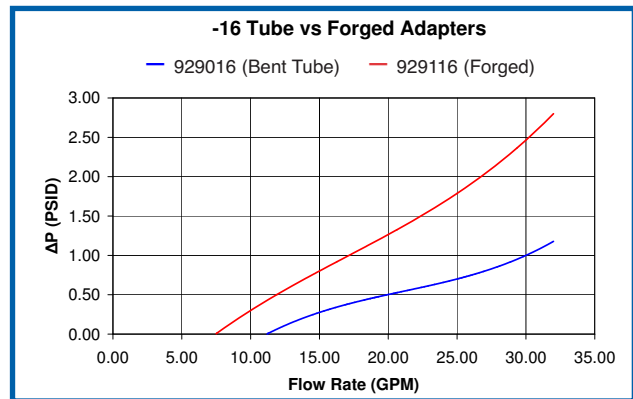
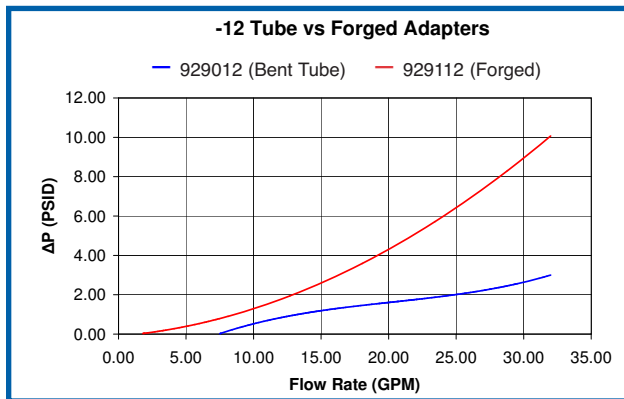
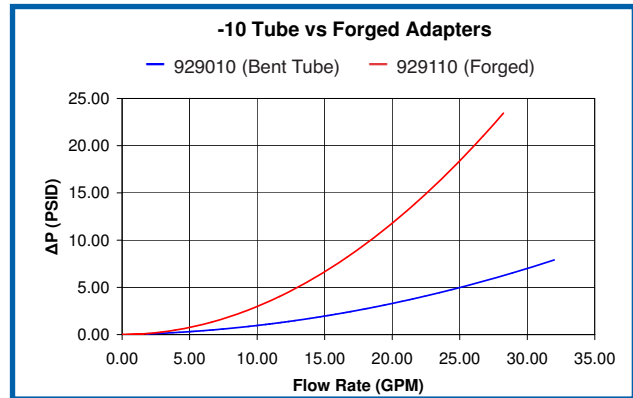
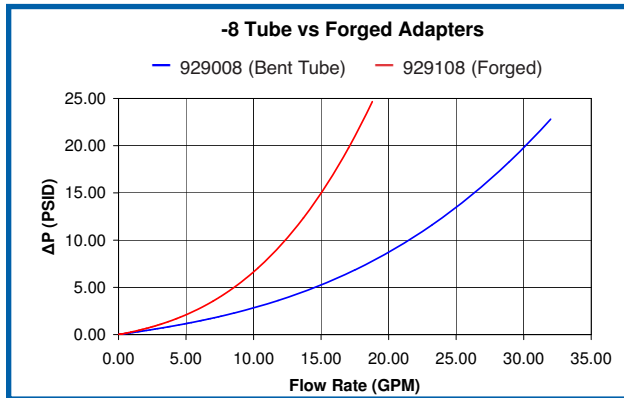
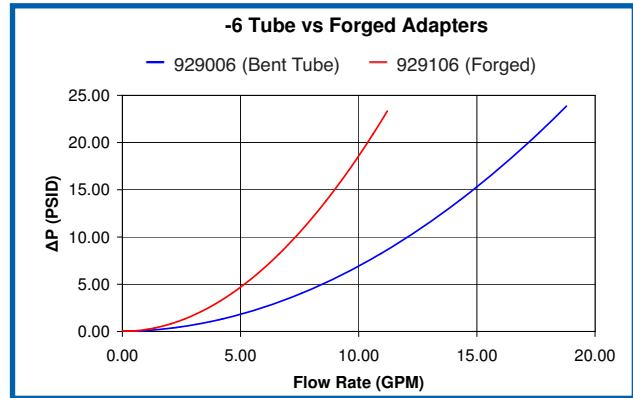
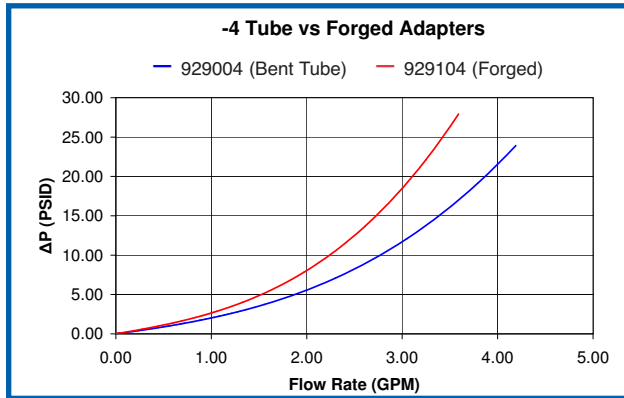
TECHNICAL INFORMATION

FLOW COMPARISON 90° BENT TUBE AND 90° FORGED ADAPTER FITTINGS

XRP has constructed its own in house flow testing facility for flow research and product development studies. We have been asked many times over the years what the flow restriction and pressure drop differences are between many different products. One of the most common asked questions is about the comparative differences between the bent tube 90° and the block or forged 90° hose ends or adapters. We are publishing some of the test results here to give our customers a better understanding about these differences. Obviously, with over 5,000 available products, we can't publish test data on every hose end, adapter or hose but we do have some very interesting information available and the resources to get answers to the technical questions.



On each graph shown below, the red line denotes the forged adapter and the blue line denotes the bent tube adapter.



TECHNICAL INFORMATION

HOSE FLOW CAPACITIES PRESSURE DROP

Hose Dash Size	-4		-5		-6		-8		-10		-12		-16		-20		-24		-32		-40	-48	
Hose I.D. (inches)	0.19	0.25	0.25	0.31	0.31	0.38	0.41	0.50	0.50	0.63	0.63	0.75	0.88	1.00	1.13	1.25	1.38	1.50	1.81	2.00	2.38	3.00	
0.25	10.0	3.1	3.1																				
0.5	19.0	6.0	6.0	2.7	2.7																		
1	40.0	12.0	12.0	5.5	5.5	2.4																	
2	95.0	24.0	24.0	10.0	10.0	4.8	3.5																
3	185.0	46.0	46.0	17.0	17.0	7.0	5.0	2.2	2.2														
4		78.0	78.0	29.0	29.0	12.0	8.0	3.0	3.0	1.2	1.2												
5		120.0	120.0	44.0	44.0	18.0	12.0	4.5	4.5	1.6	1.6	0.7											
8				95.5	95.0	39.0	26.0	10.0	10.0	3.6	3.6	1.4	0.6										
10						59.0	40.0	15.0	15.0	5.7	5.7	2.0	1.0	0.6									
12						80.0	52.0	20.0	20.0	7.2	7.2	2.6	1.5	0.8	0.4								
15							75.0	30.0	30.0	10.0	10.0	4.2	2.2	1.2	0.7	0.4							
18							107.0	40.0	40.0	15.0	15.0	6.3	3.0	1.5	0.7	0.6	0.4						
20								49.0	49.0	19.0	19.0	8.0	3.4	2.0	1.1	0.7	0.4	0.3					
25								72.0	72.0	26.0	26.0	11.0	5.5	3.0	1.6	1.0	0.6	0.4	0.2				
30										34.0	34.0	14.0	7.0	3.6	2.2	1.3	0.8	0.5	0.2	0.1			
35										47.0	47.0	19.0	9.5	5.0	2.8	1.7	1.1	0.7	0.3	0.2			
40												25.0	12.0	6.5	3.4	2.2	1.4	0.9	0.4	0.2			
50												36.0	17.0	9.0	5.3	3.3	2.0	1.3	0.5	0.4	0.2		
60												50.0	23.0	12.0	7.5	4.4	2.8	1.8	0.8	0.5	0.2		
70													31.0	17.0	9.3	6.0	3.8	2.4	1.0	0.7	0.3		
80													38.0	21.0	12.0	7.1	4.6	3.0	1.2	0.8	0.3	0.1	
90													49.0	27.0	15.0	9.0	5.9	3.8	1.5	1.0	0.5	0.1	
100														33.0	19.0	12.0	7.0	4.7	1.9	1.3	0.6	0.2	
150														60.0	36.0	22.0	13.0	8.5	3.4	2.2	1.0	0.3	
200															36.0	23.0	15.0	6.0	3.9	1.7	0.6		
250															54.0	33.0	22.0	8.5	5.3	2.5	0.8		
300																45.0	29.0	12.0	7.5	4.0	1.1		
400																	51.0	21.0	14.0	6.5	2.2		
500																		32.0	20.0	10.0	3.0		
800																					18.0	5.0	
1000																							10.0

Pressure drop in psi (pounds per square inch) per 10 feet of hose (smooth bore) without fittings.
 Fluid specification: Specific gravity = 0.85; Viscosity = ν = 20 centistokes (C.S.), (20 C.S. = 97 S.S.U.)
 Pressure drop values listed are typical of many petroleum based hydraulic oils at approximately +100° F (+38°C). Differences in fluids, fluid temperature and viscosity can increase or decrease actual pressure drop compared to the values listed.
 Values rounded to the nearest 1/10 psi.

TECHNICAL INFORMATION

NOMOGRAPHIC CHART

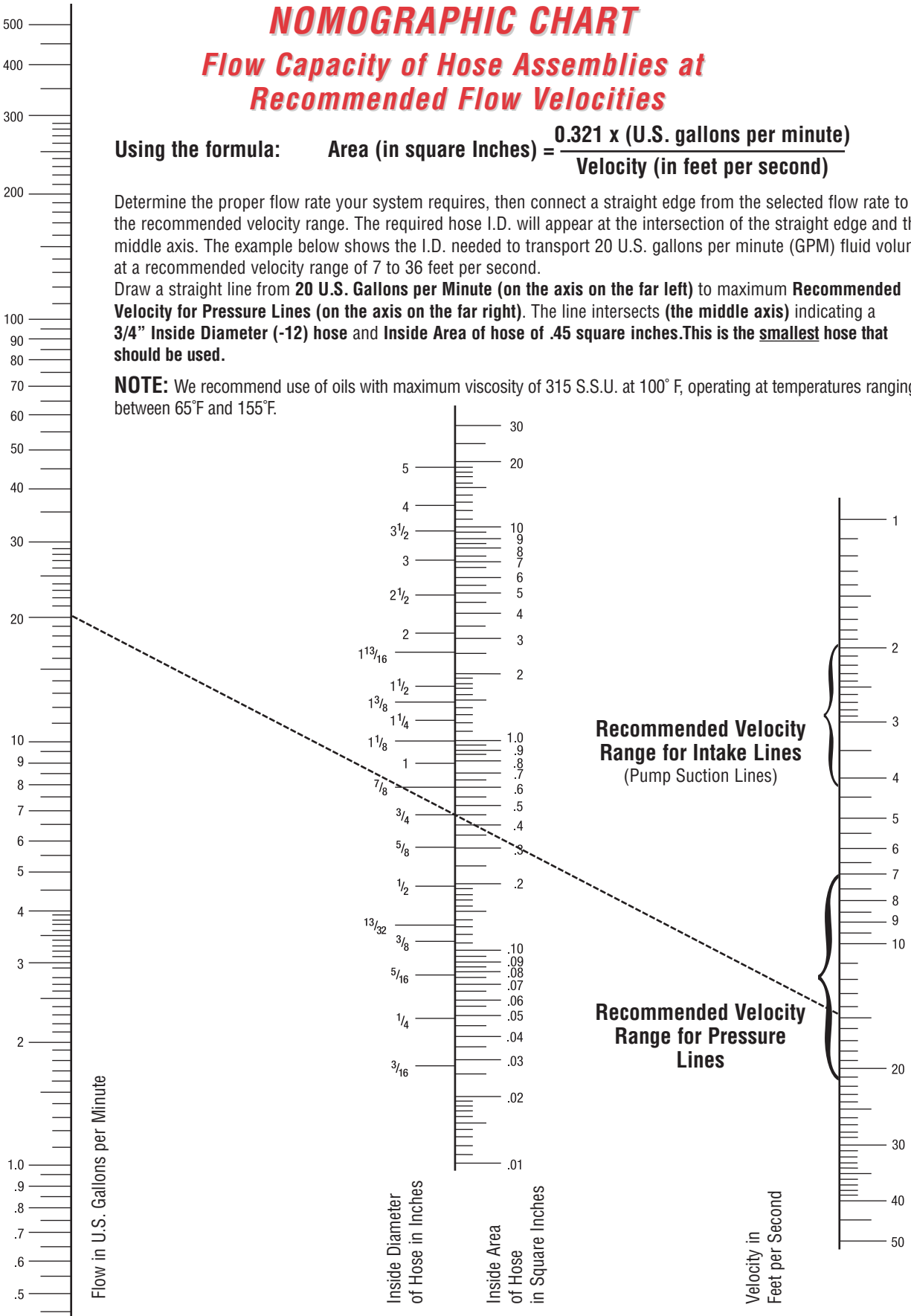
Flow Capacity of Hose Assemblies at Recommended Flow Velocities

Using the formula:
$$\text{Area (in square Inches)} = \frac{0.321 \times (\text{U.S. gallons per minute})}{\text{Velocity (in feet per second)}}$$

Determine the proper flow rate your system requires, then connect a straight edge from the selected flow rate to the recommended velocity range. The required hose I.D. will appear at the intersection of the straight edge and the middle axis. The example below shows the I.D. needed to transport 20 U.S. gallons per minute (GPM) fluid volume at a recommended velocity range of 7 to 36 feet per second.

Draw a straight line from **20 U.S. Gallons per Minute (on the axis on the far left)** to maximum **Recommended Velocity for Pressure Lines (on the axis on the far right)**. The line intersects **(the middle axis)** indicating a **3/4" Inside Diameter (-12) hose and Inside Area of hose of .45 square inches. This is the smallest hose that should be used.**

NOTE: We recommend use of oils with maximum viscosity of 315 S.S.U. at 100° F, operating at temperatures ranging between 65°F and 155°F.



XRP...FOR THE EXTREME IN RACING



THE XRP POLO SHIRTS (TEXTURED) - 100% cotton with contrasting collar and 3-button placket. Available in S (2001), M (2002), L (2003), XL (2004) and XXL (2005). Specify red/black, or ash/black.



THE XRP POLO SHIRTS (SOLIDS) - 100% cotton with soft collar and 3-button placket. Available in S (2001), M (2002), L (2003), XL (2004) and XXL (2005). Specify black or white.



THE XRP SWEATSHIRT - This medium-weight, generously cut cotton sweatshirt is perfect for race day or any day. Available in S (3201), M (3202), L (3203), XL (3204) and XXL (3205). Ash or black.



THE XRP TEE SHIRTS - A thick, beefy all-cotton tee with XRP logo silkscreened front and back. Back graphic same as our sweatshirt shown at left. Sizes: S (1011), M (1012), L (1013), XL (1014), XXL (1015), XXXL (1016). Child's Sizes: S (1008), M (1009), L (1010). White, black or ash.



XRP MECHANICS GLOVES - Sturdy, stretchy neoprene with sueded Clarino palms and velcro closures for snug fit. Triple stitched to last. The best! Available in XS (6001), S (6002), M (6003), L (6004), XL (6005), and XXL (6006). Black only.



THE XRP BALLCAPS AND BUCKET HAT - Sturdy cotton with embroidered logo on front. Ballcaps are adjustable. XRP Beyond Xtreme Ballcap (4008), XRP Logo Ballcap (4004) or XRP Bucket Hat (4010).

APPAREL AND FANWEAR...



THE XRP DAYTONA JACKET - Nylon lined with polar fleece. Front zip. Stand-up collar. With our logo embroidered on the chest and large across the back. SEE VIEW OF BACK GRAPHICS BELOW. Available in XS (2500), S (2501), M (2502), L (2503), XL (2504), XXL (2505) and XXXL (2506).



THE XRP MONZA JACKET - A lightweight satin racing jacket with embroidered logos. Zip front. Knit cuffs and plenty of pockets. SEE VIEW OF BACK GRAPHICS BELOW. Regular Length available in XS (3500), S (3501), M (3502), L (3503), XL (3504) and XXL (3505). Long available in L (3506), XL (3507), XXL (3508) and XXXL (3509).



THE XRP LETTERMAN JACKET - Wool body. Knit cuffs. Snap front. Butter soft leather sleeves. Lined. SEE VIEW OF BACK GRAPHICS AT RIGHT. Available in XS (4500), S (4501), M (4502), L (4503), XL (4504), XXL (4505) and XXXL (4506).



VIEW OF BACK EMBROIDERY FOR ALL JACKETS




XRP DECALS - Three sizes to choose from. These colorful pressure-sensitive decals dress up your car or bike. Order S (10001), M (10002), L (10003).

TRANSPORTER DECALS - 11" x 30" (10009)



XRP FOR WOMEN - We've got fitted, V-neck tees and spaghetti strap tanks, embroidered with XRP logo. Black Tee: XS (3001), S (3002), M (3003), L (3004); Black Tank: XS (3011), S (3012), M (3013), L (3014). Not shown, Scoop-neck Tee (Specify red or white): XS (3021), S (3022), M (3023), L (3024).

4-COLOR CLAMSHELL PACKAGING & BANNER




Our eye-catching 4-color clamshell packaging is a great way to merchandise the extensive line of XRP fluid transfer products to your high performance customers. Our best selling fittings, adapters, hoses, carburetor kits, etc. sell themselves when displayed on slatboard wall or end-aisle displays in your store. Dynamic see-through packaging makes shopping easy.

To make this display, gather up an assortment of your best-selling items (or ask us to assemble a grouping for you) and arrange them on your wall space. Order the 4-color point-of-purchase banner from us for the top.

- 4-color XRP Point-of-Purchase Banner 36" x 12"PART NO. 10016**
- 4-color Large Hanging Banner With GrommetsPART NO. 10014**
- 4-color Large Hanging Banner With Grommets & Hemmed-In Hanging RopesPART NO. 10015**

BULK HOSE SHIPPING LENGTH PATTERNS



When ordering hose in bulk, random length pieces may be used to fill the total ordered quantity.

300000, 3100-00, 340000, 510000, 520000 and 680000 series hose: Minimum of 85% will be greater than 25 ft. Maximum of 15% will be between 5 ft. and 24 ft. For example, a 100 ft. order would have a minimum 85 ft. in length patterns in excess of 25 ft. and a maximum of 15 ft. would be in patterns between 5 ft. and 24 ft.

610000 series PTFE hose: Minimum of 70% will be greater than 45 ft. 20% will be in lengths between 25 ft. and 44 ft. 10% will be in lengths between 10 ft. and 24 ft.

We reserve the right to ship +/- 10% of the bulk hose quantity ordered.

WARRANTY INFORMATION

XRP, Inc. warrants that said products will be free from defects in materials and workmanship for 90 days from the date of original purchase, and this warranty is limited to repair or replacement of parts. This warranty shall not exceed the original purchase price of the goods, nor shall XRP, Inc. be responsible for special, incidental, or consequential damages. Any defective parts should be returned to the Dealer where purchased for any warranty adjustment. In the event the customer cannot get satisfaction from the Dealer, he may contact XRP, Inc. for Return Authorization. Product must then be shipped postage prepaid, along with bill of sale or other proof of purchase to XRP, Inc., 5630 Imperial Highway, South Gate, CA 90280. This warranty does not apply to any product subject to damage in transit, accident, misuse or abuse following date of original purchase.

Products in this catalog are for use on off-road automotive, motorcycle and competition marine applications only (not for aircraft use). Some items in this catalog may not be in stock. XRP, Inc. reserves the right to substitute products of equal quality for those actually photographed and represented in this catalog. Please call for availability.

Printed in U.S.A.
Copyright 2012
All Rights Reserved
10M

About **XRP**

POWERFUL AUTOMOTIVE MEDIA IN A VARIETY OF DISCIPLINES...

XRP products have been featured in engine build-ups, technical articles and trade-oriented editorials in dozens of top performance aftermarket magazines and tabloids. Watch *Popular Hot Rodding*, *Performance Racing Industry*, *National Dragster*, *Sprint Car and Midget*, *Speedway Illustrated*, *RaceTech UK* and *Racecar Engineering UK* for information about how better plumbing can increase performance and reliability on race day and everyday.


AT HIGH PERFORMANCE RETAILERS NEAR YOU...

Because they are in demand, XRP products enjoy a strong retail presence just about everywhere great racing parts are sold. Ask your favorite dealers for the latest information about our products. Knowledgeable countermen are an excellent source for finding the ideal products for your application. In addition, you'll find XRP at all the popular mail order houses. Don't hesitate to contact us if you need technical assistance or a custom order.



AT THE TRACK...

You will see XRP's banners, signage and decals displayed prominently at each and every National Hot Rod Association event. We are proud to be an active sponsor at America's premier drag racing sanctioning body. The extreme conditions of this type of racing are an excellent testimony to the quality of XRP products.



5630 Imperial Highway South Gate, CA 90280
tel 562.861.4765 fax 562.861.5503 sales@xrp.com

Printed in the USA Revised 11/2012